ޖަދުވަל 6.14: ފަސްވަގުތުތަކުގައި ޑްރަގްސް ބޭނުންކުރުމުގެ ކަންކަމުގައި ގަބޫލުކުރެވުނު ފަރާތްތަކުގެ ޢުމުރުގެ ގްރޫޕް ހިސާބުން ބަލާ، 2001 - 2024

Table 6.14 : ARRESTS MADE IN DRUG ABUSE CASES, BY AGE GROUP, 2001 - 2024

Year	Total	Age Group ޢުމުރުގެ ގްރޫޕް				
		Under 16	16 - 24	25 - 39	40+	Age not stated
2001	**216**	2	123	87	4	-
2002	**300**	6	168	119	7	-
2003	**340**	2	180	139	19	-
2004	**697**	3	347	322	25	-
2005	**615**	1	325	260	29	-
2006	**783**	7	363	361	52	-
2007	**1,187**	23	601	509	54	-
2008	**1,804**	15	936	776	77	-
2009	**918**	5	410	441	62	-
2010	**622**	3	284	275	60	-
2011	**534**	5	196	265	68	-
2012	**1,005**	8	398	493	106	-
2013	**1,836**	11	629	1,021	175	-
2014	**2,311**	18	777	1,277	239	-
2015	**1,386**	11	514	719	142	-
2016	**1,546**	19	535	777	215	-
2017	**627**	4	229	308	86	14
2018	**184**	3	73	95	13	1
2019	**198**	0	55	107	36	5
2020	**106**	0	18	70	17	1
2021	**224**	0	35	140	47	2
2022	**33**	0	4	24	5	0
2023	**156**	0	12	111	33	0
2024	254	0	36	153	65	-

Note: This table includes use of Narcotic drugs only.

Before 2017, the figures were the number of arrests made for each age category. From 2017 onwards, the figures will be the unique number of persons under each age category. Due to this reason, the figures will be much lesser than the previous years.

Source: Maldives Police Service
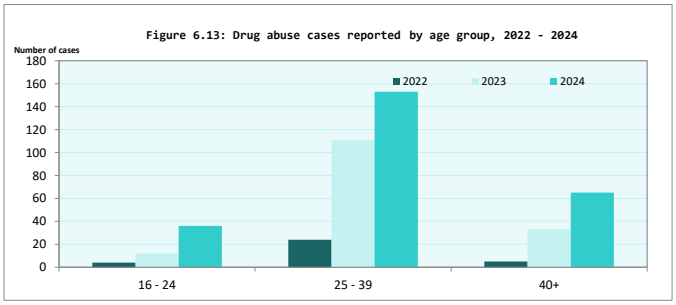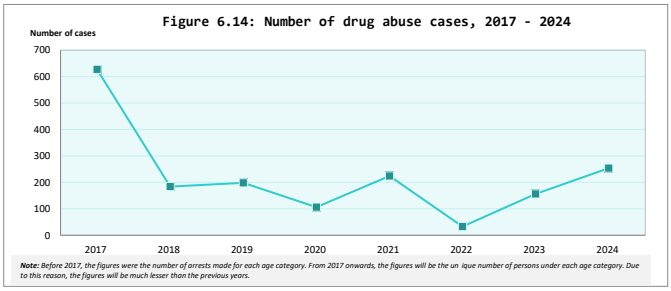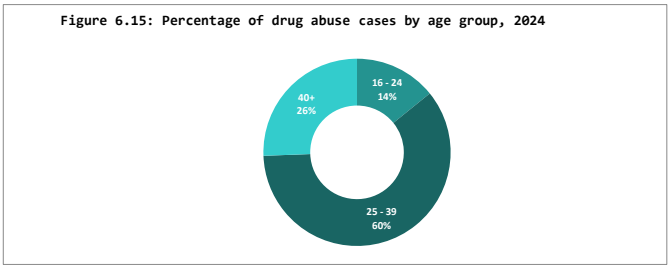
ނޯޓް: ޖަދުވަލުގައި ހިމަނާފައިވަނީ ނަޝާއިން ބަލައިގަންނަ ކަންކަމުގައި ގަބޫލުކުރެވުނު ފަރާތްތަކުގެ ޢަދަދު ބަލާ ކަމަށެވެ.
ކުރިއަށް 2017 ވަނަ ހަފްތާ ފެށުމުގެ ކުރިން، ދީފައިވަނީ ކެޓަގަރީ ދުވަހަށް ގަބޫލުކުރެވުނު ފަރާތްތަކުގެ ޢަދަދު ކަމަށެވެ. ކުރިއަށް 2017 ވަނަ ހަފްތާ ފެށުމުގެ ފަހުން، ދީފައިވަނީ ކެޓަގަރީ ދުވަހަށް ގަބޫލުކުރެވުނު ފަރާތްތަކުގެ ޔުނީކް ޢަދަދު ކަމަށެވެ. ދެން ދީފައިވަނީ ކުރިން ދީފައިވާ ޢަދަދަށްވުރެ ކުޑަ ޢަދަދެއް ކަމަށެވެ.
ސަރުޗްގެ ސަރުޗް: ދިވެހިރާއްޖެ ޕޮލިސް ސަރވިސް