ބާބު 1.1 : ހެލިވަންތައުން ތަކުންދިން ބާރުން ވަރުން ދިން، 2022

Table 1.1 : SUNSHINE AND RAINFALL BY MONTH, 2022

Locality	DURATION OF SUNSHINE (in hours) ތަކުންދިން ބާރުން (ގަންटާ)			RAINFALL (in mm) ބާރުން ދިން (ملي ميٽر)					
	Male' ދ.ބ.	S.Gan ސ. ގ.	HDh.Hanimaadho ހ. ހ.	Male' ދ.ބ.	HDh.Hanimaadho ހ. ހ.	L.Kadhdhoo އ. ކ.	GDh.Kaadedhdho ގ. ކ.	S.Gan ސ. ގ.	ތާریخ
Total	**2,837.1**	**2,834.4**	**2,600.6**	**2,093.2**	**2,088.8**	**2,056.8**	**1,757.5**	**1,551.5**	**ޖުމްލަ**
Jan	301.6	227.5	280.0	7.3	10.8	82.5	30.7	50.3	ޜެންއަރީ
Feb	274.7	268.5	243.8	68.7	66.9	6.5	12.2	1.8	ފެব்ރުއަރީ
Mar	293.4	276.3	305.2	55.3	30.2	26.9	10.4	32.6	މާچ
Apr	299.2	297.3	249.3	101.4	37.0	18.5	43.2	19.9	އެپްރިލް
May	205.9	264.9	144.8	299.9	511.3	132.8	86.2	134.6	މެއި
Jun	247.3	195.0	203.0	89.6	136.9	72.1	170.2	136.2	ޜޫން
Jul	148.1	162.3	143.7	384.2	264.9	388.0	325.4	333.8	ޜުލައި
Aug	210.5	222.0	154.6	237.6	154.6	284.8	178.0	110.3	އޮގަސްޓް
Sep	237.7	238.7	244.5	219.8	244.5	281.9	243.9	149.4	ސެप्ટેम्બર
Oct	200.1	204.8	175.7	293.7	175.7	352.8	426.3	372.8	އޮક્ટોબર
Nov	214.7	238.7	245.2	110.9	245.2	210.3	146.3	141.9	ނަવેમ્બર
Dec	203.9	238.4	210.8	224.8	210.8	199.7	84.7	67.9	ડિસેમ્બર

Source: Maldives Meteorological Service

ބާއްވާފައި ހުންނަން: ވާތާވެސް ފެންވަރުގެ ސަރުވިސް

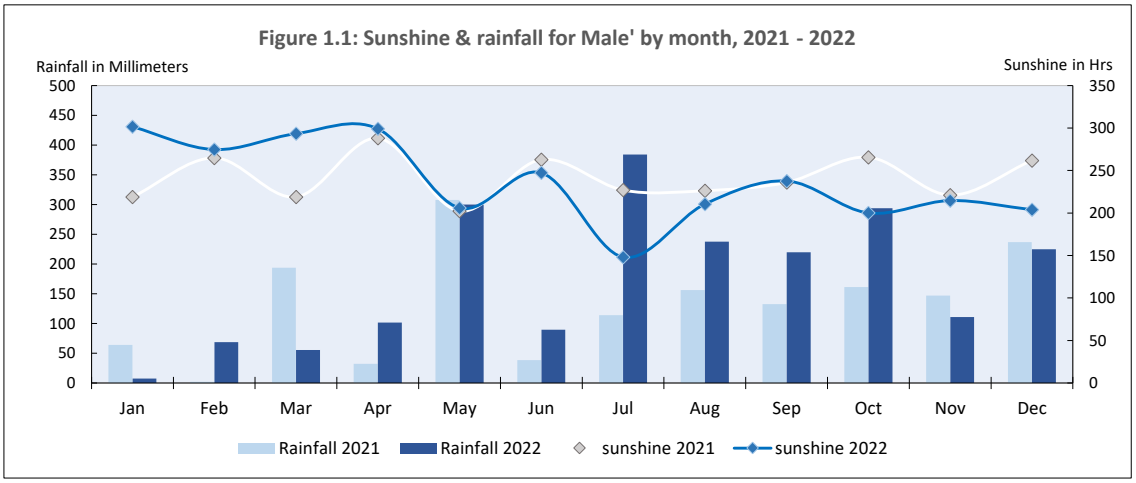

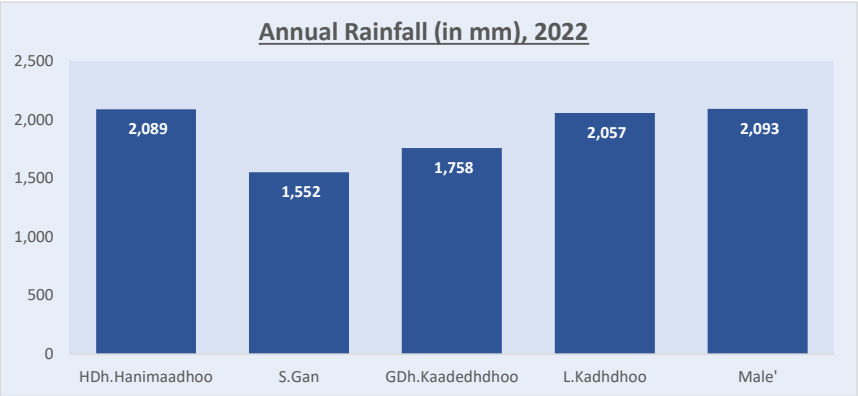
Annual Rainfall (in mm), 2022
2,500
2,000
1,500
1,000
500
0
2,089
1,552
1,758
2,057
2,093
HDh.Hanimaadhoo
S.Gan
GDh.Kaadedhdhoo
L.Kadhdhoo
Male'

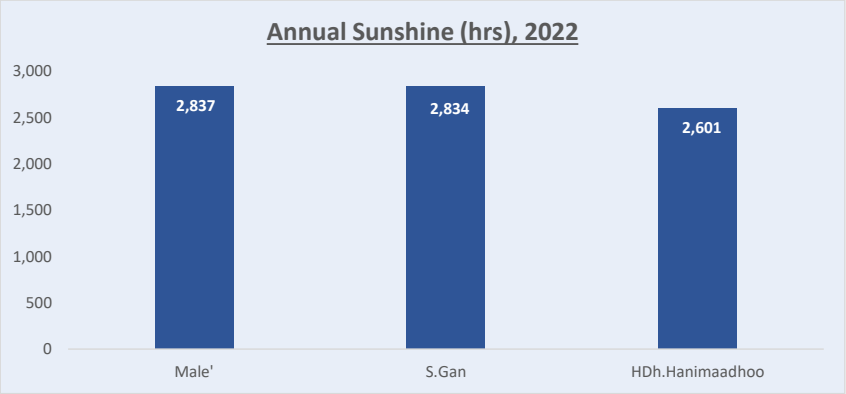
Annual Sunshine (hrs), 2022
3,000
2,500
2,000
1,500
1,000
500
0
2,837
2,834
2,601
Male'
S.Gan
HDh.Hanimaadhoo