

CONSUMER PRICE INDEX DECEMBER 2014

Release on 26 January 2015

Inflation rate for December 2014

- Monthly percentage change between November 2014 and December 2014
 - ▣ Monthly inflation: +0.15%
 - Monthly inflation excluding fish: 0.01%
- Change from the corresponding month of the previous year (i.e. December 2013 to December 2014)
 - ▣ Annual inflation (month on month): 0.53%

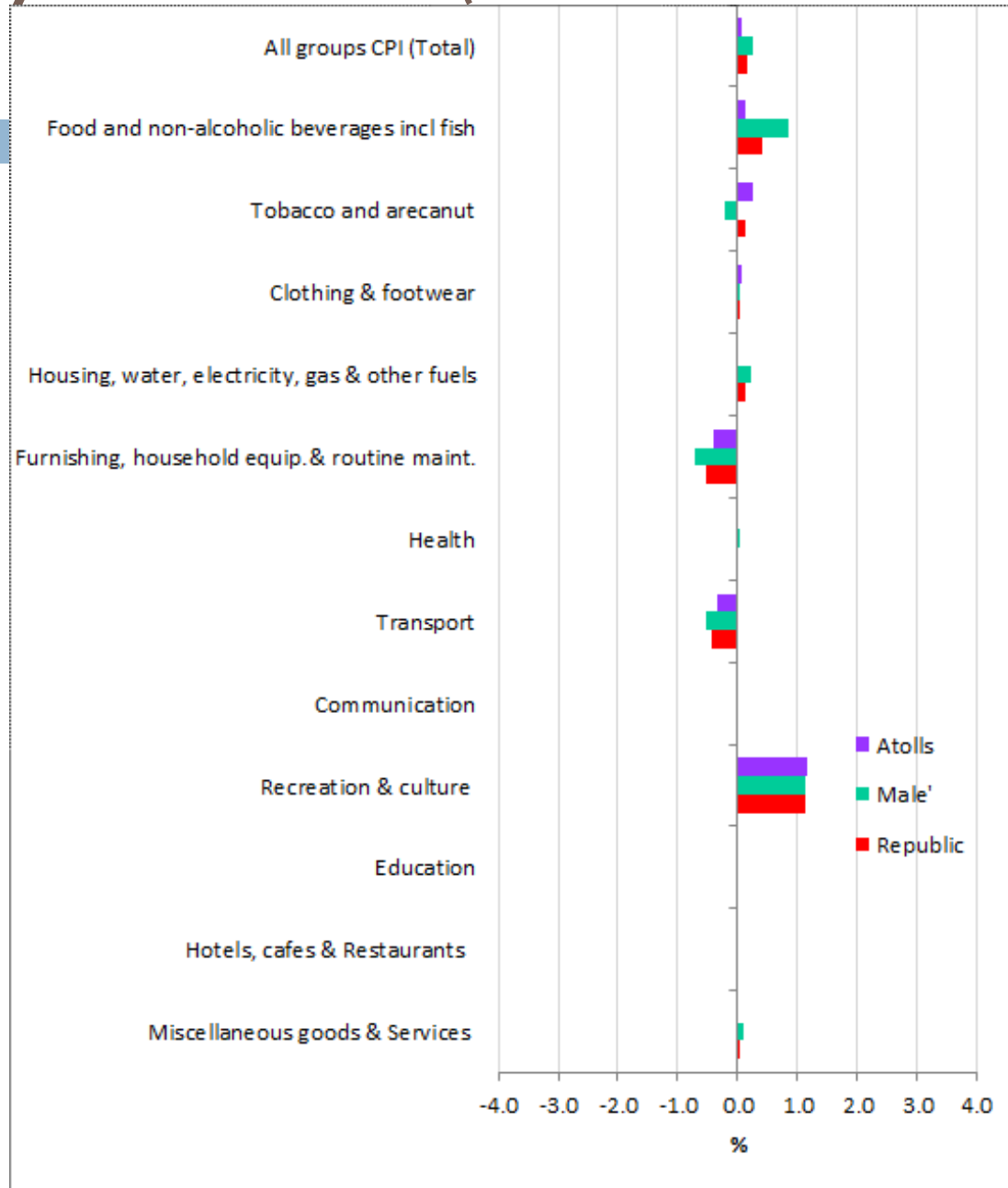
Overview of the CPI movements

- CPI groups below are ordered in terms of their absolute significance to the change in All groups index points for the month
- The most significant price RISES this month were from;
 - fish (+1.62%),
 - information processing equipment (+3.95%),
 - vegetables (+1.55%),
 - actual rentals paid by tenants (+0.27%) and
 - aracanuts (+1.65%).

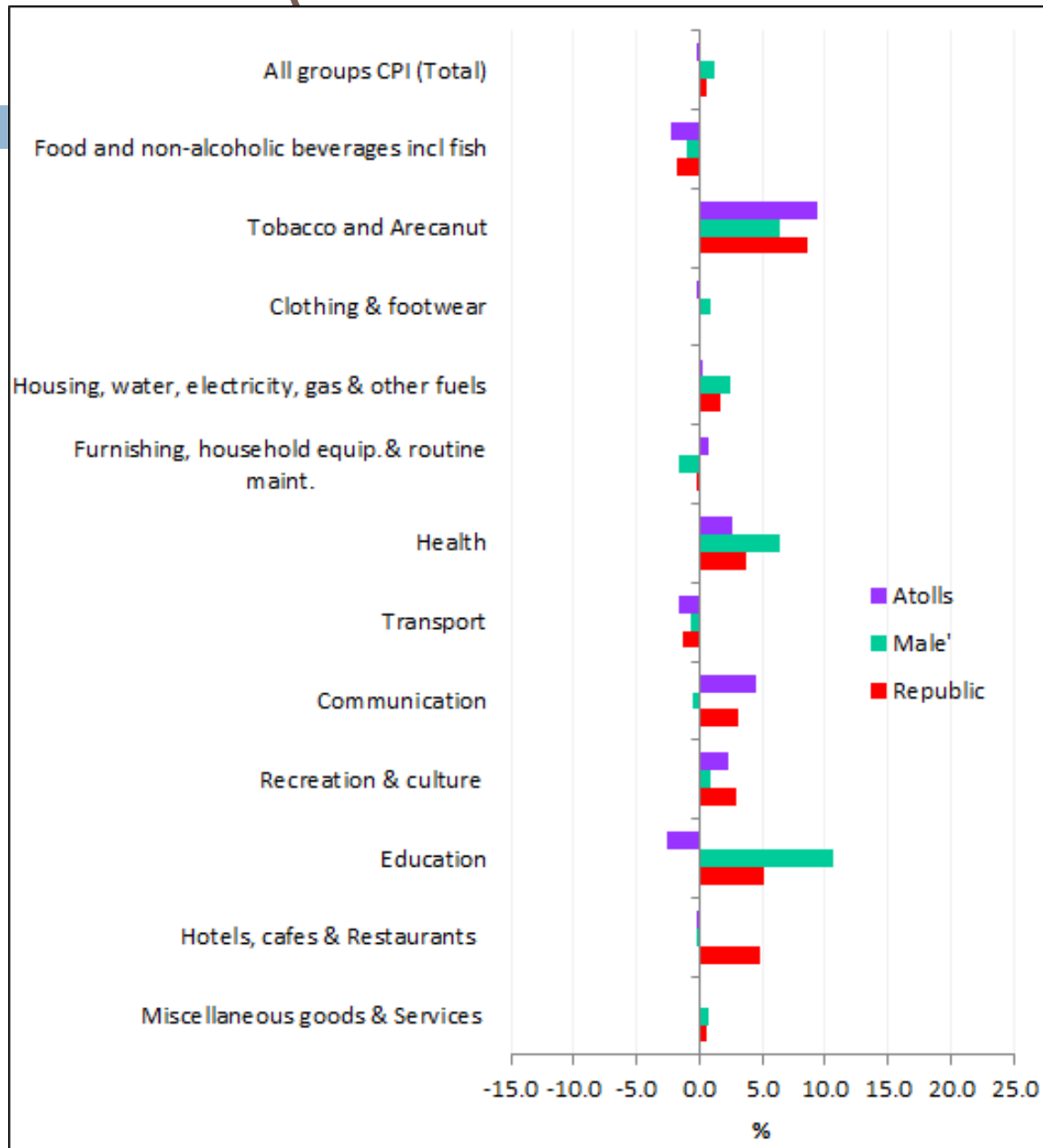
Overview of the CPI movements

- The most significant price FALLS this month were for;
 - fruit (-3.88%),
 - major household appliances whether or not electrical (-1.03%),
 - motor-cycles (-0.88%),
 - tools and equipment (-2.72%),
 - fuels and lubricants (-2.31%),
 - tobacco (-0.55%) and
 - meat (-0.70%).

Monthly Inflation (Nov 2014 to Dec 2014)



Annual Inflation (Dec 2013 to Dec 2014)



Percentage change and change in index points used

- ▣ Movements in CPI from one period to the other period are expressed in index points as well as percentage changes.
- ▣ Information on points contribution and points contribution change (or points change) is of immense value when analysing sources of price change

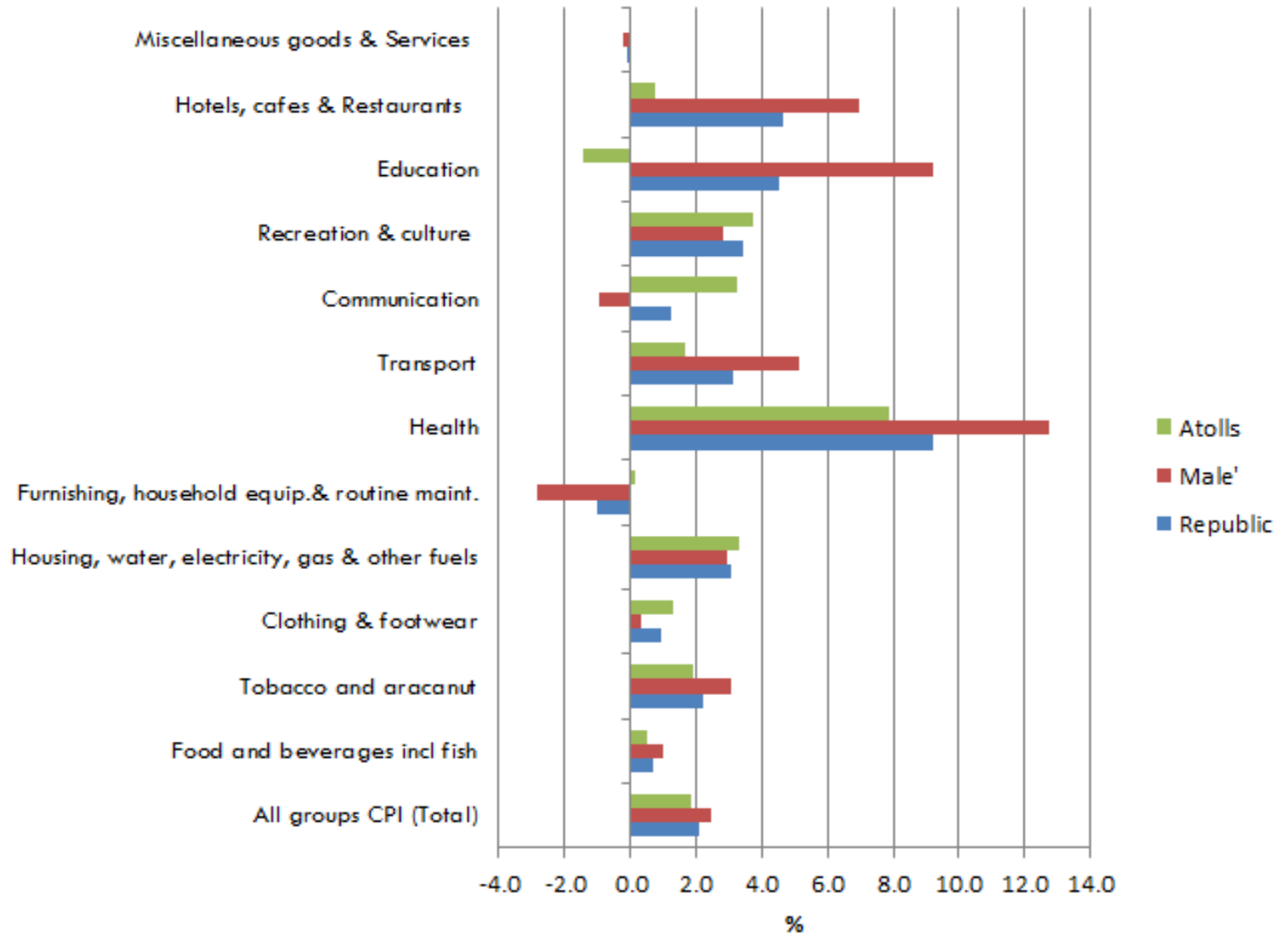
Contribution to monthly change (Nov 2014 to Dec 2014)

CPI GROUPS	Republic	Male'	Atolls
All groups CPI (Total)	0.16	0.27	0.06
Food and non-alcoholic beverages incl fish	0.12	0.21	0.05
Tobacco and aracanut	0.00	0.00	0.01
Clothing & footwear	0.00	0.00	0.00
Housing, water, electricity, gas & other fuels	0.04	0.08	0.00
Furnishing, household equip.& routine maint.	-0.04	-0.05	-0.04
Health	0.00	0.00	0.00
Transport	-0.02	-0.03	-0.02
Communication	0.00	0.00	0.00
Recreation & culture	0.06	0.04	0.07
Education	0.00	0.00	0.00
Hotels, cafes & Restaurants	0.00	0.00	0.00
Miscellaneous goods & Services	0.00	0.01	0.00

ANNUAL CPI, 2014

- Percentage change between 2013 and 2014
 - Republic: 2.12%
 - Male' : 2.45%
 - Atolls: 1.84%

ANNUAL CPI, 2014 (inflation by groups)



Up-coming CPI releases

- Monthly CPI is targeted to be released on the last Monday of the month at 10.00 am local time
- Next release
 - ▣ January CPI : 23 February 2015

Documents available

- A guide to the Consumer Price Index, Maldives 2012

GUIDE

- Review of the Consumer Price Index, 2012 (Base Period June 2012=100)

REVIEW

www.planning.gov.mv

FOR MORE INFORMATION

- Internet www.planning.gov.mv or www.statisticsmaldives.gov.mv/
- National Accounts and Economic Statistics Section of the Statistics Division can assist in understanding better the methodology of CPI and inflation.
- Phone: 3349 497
- Email: econstats@planning.gov.mv
- Fax: 3327351