

# Maldives in Figures

## December 2021

**Population** *Resident population projections (Republic), 2021*  
**568,362**



**Life Expectancy**  
**87 years**  
*2015*

### Location & Area



### Consumer Price Index (Inflation)

(November 2021)



The Consumer Price Index for all groups CPI rose by +0.12% in November 2021, compared to the rise of +0.08% in October 2021

### Tourism

(November 2021)  
 Ministry of Tourism

In November 2021, there were 144,735 tourist arrivals, where it showed an increase of 2 percent when compared to October 2021.  
 The Bednights for November 2021 recorded was 1,057,780 showing an increase of 3 percent compared to October 2021.

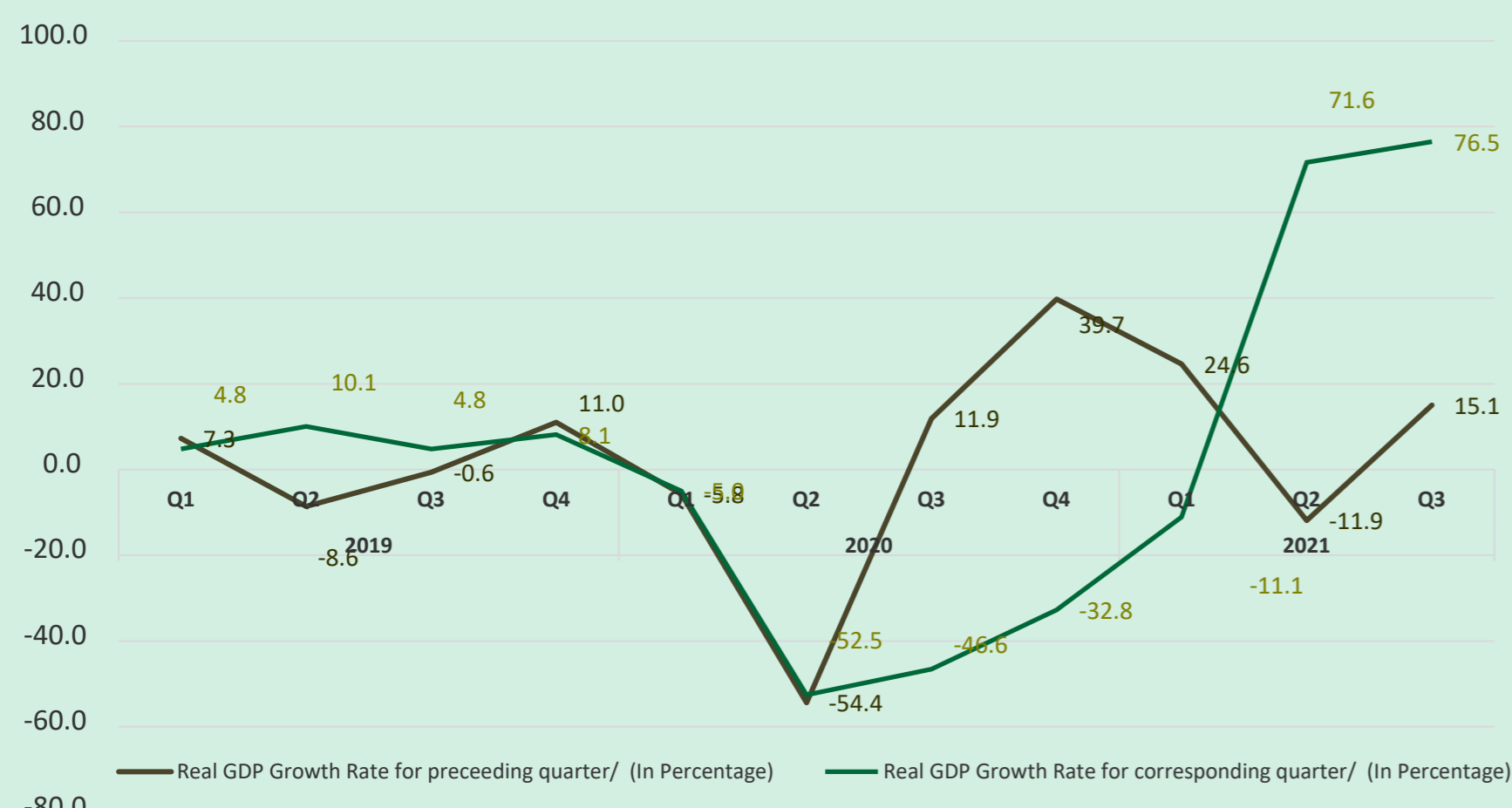
**144,725** Tourist Arrivals  
**52,194** Beds in operation

**1,057,780** Bednights  
**56,454** Registered Bed capacity (Numbers)



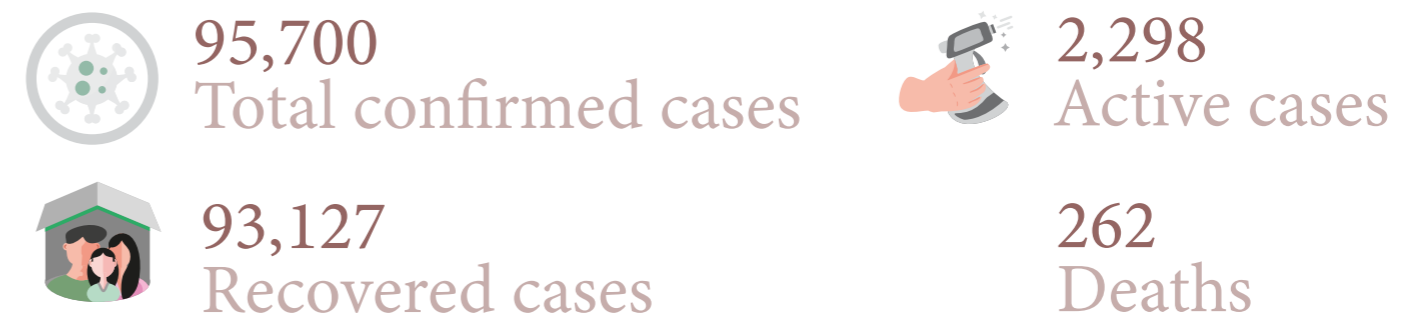
### Quarterly National Accounts, 2019 - 2021

#### Real GDP Growth Rate 2019 (Q1) - 2021 (Q3)



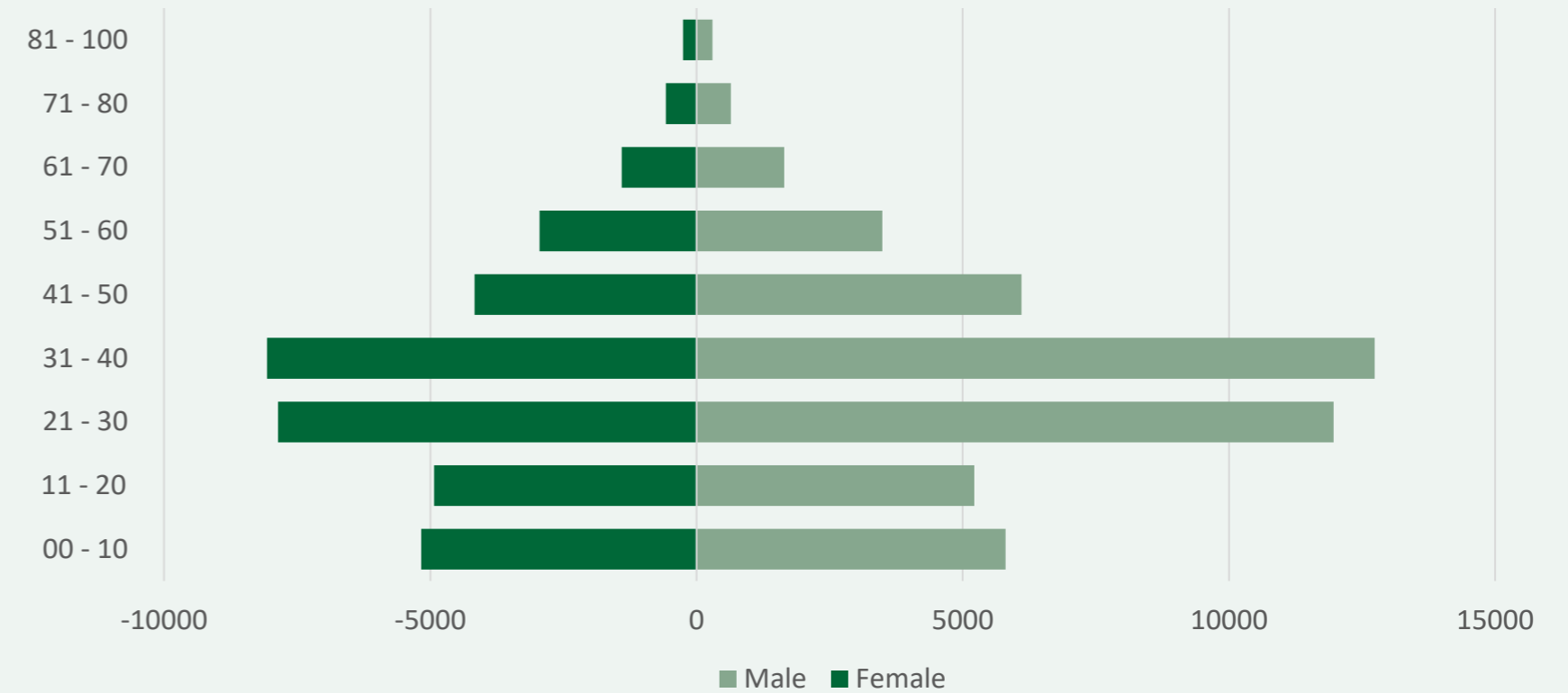
### Covid cases of Maldives

as of 31 December 2021  
 Health Protection Agency



#### Number of Cases Distributed by Age and Sex

as of 10 November 2021



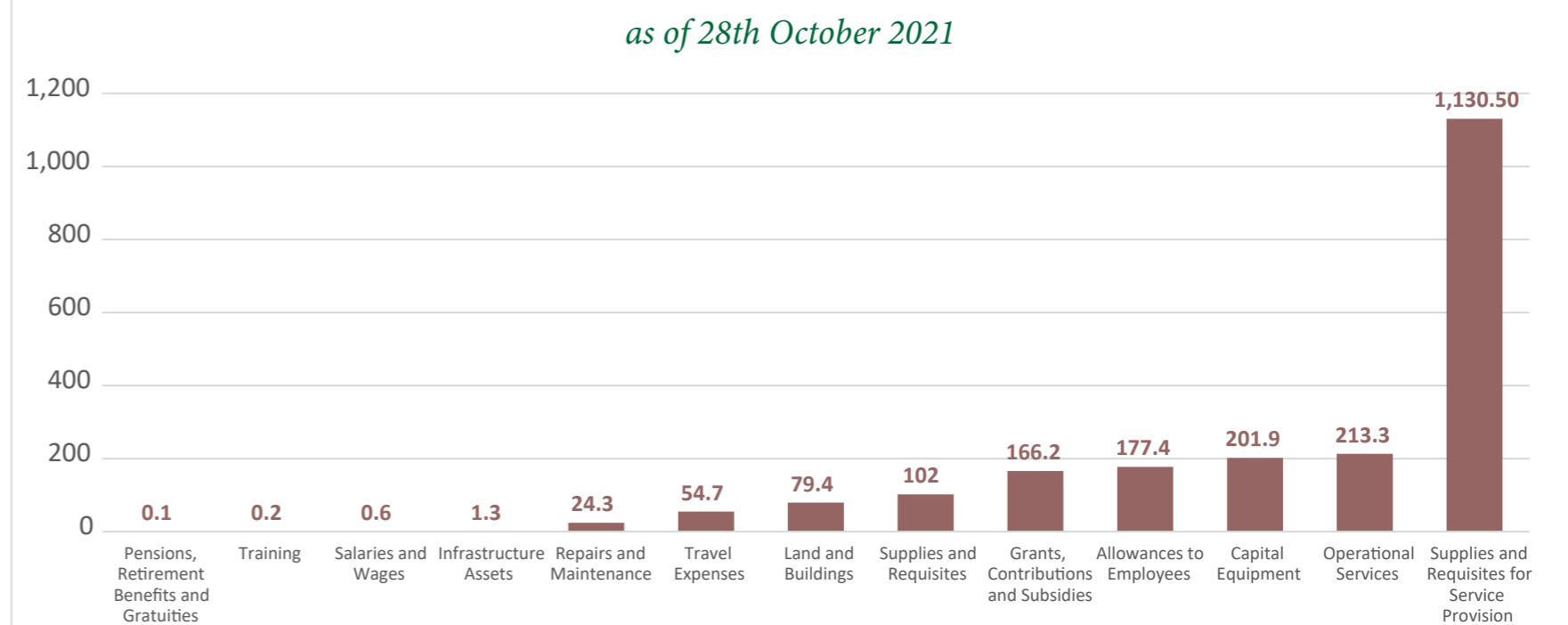
### COVID-19 SPENDING

Ministry of Finance

Total Health & Social Spending: 2,049.6 (Million MVR)

#### COVID 19 Health and Social Spending by Type

as of 28th October 2021



Total Economic Response Spending: 1,773.3  
 (in millions of MVR) as of 28th October 2021

**1,154.2**  
 Covid-19 Recovery Loan Scheme

**420.7**  
 Income Support Allowance  
 18,534 individuals assisted

**172.4**  
 Discount on Electricity Bills

Support for businesses (Count)  
 BML: 419  
 SDFC: 2,117

<https://www.finance.gov.mv/public/attachments/P5ocPR8R9orn-lasSmdoSs9N0zcadepGHfuw8XNy.pdf>

# Maldives in Figures

## December 2021

### International Trade (November 2021)

Maldives Customs



**4.032**  
Imports  
(In Billion MVR)



**0.175**  
Exports  
(In Billion MVR)

The value of exports showed a decline of 20 percent in Nov 2021 when compared to Oct 2021. The total value of exports in Nov 2021 is 175.4 million MVR (fob).

The value of imports increased by 6% percent in Nov 2021 when compared to Oct 2021. The total value of imports in Nov 2021 is 4,032.9 million MVR (cif).

### Communication (November 2021)

(November 2021)



**13,909**  
Total Fixed Lines



**308,364**  
Total Internet Subscriptions



**701,253**  
Total Mobile Subscribers

Total Internet subscriptions include mobile and fixed broadband subscriptions.

### Pension

MPAO

#### Maldives Retirement Pension Scheme Contributions

**48%** Public      **52%** Private

(November 2021)

**2,104** Establishments      **95,843** Employees

Employees of gov. agencies & public institutions account for 39% and those employees of hotels, tourist resorts, travel agencies account for 25% among the contributions received in October 2021.

### Finance (November 2021)

(November 2021)



**2,095.9**  
Total Revenue & Grants  
(In Million MVR)



**2,997.6**  
Total Expenditure  
(In Million MVR)



**(757.7)**  
Primary Balance (DEFICIT)  
(In Million MVR)



**(901.7)**  
Overall Balance (DEFICIT)  
(In Million MVR)

### Money & Banking (November 2021)

(November 2021)

**50,667.2** million MVR  
Total Liquidity (M2)

**11,587.0** million MVR  
Net Foreign Assets

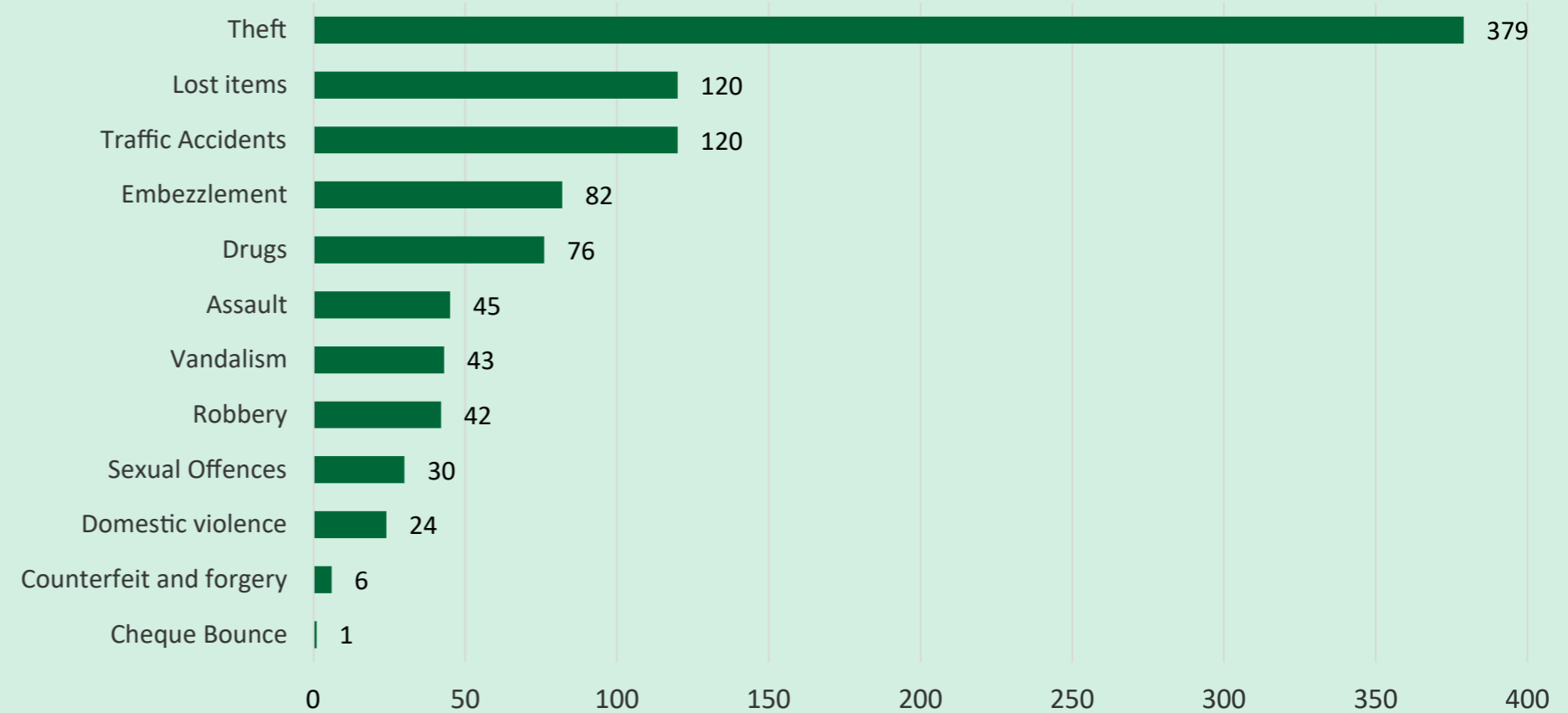
**60,095.5** million MVR  
Domestic Credit

**46.4**  
Dollarisation Ratio

**943.8** million USD  
Gross International reserves


### Offences Reported to Police (October 2021)

(October 2021)



### Fisheries (November 2021)

Ministry of Fisheries

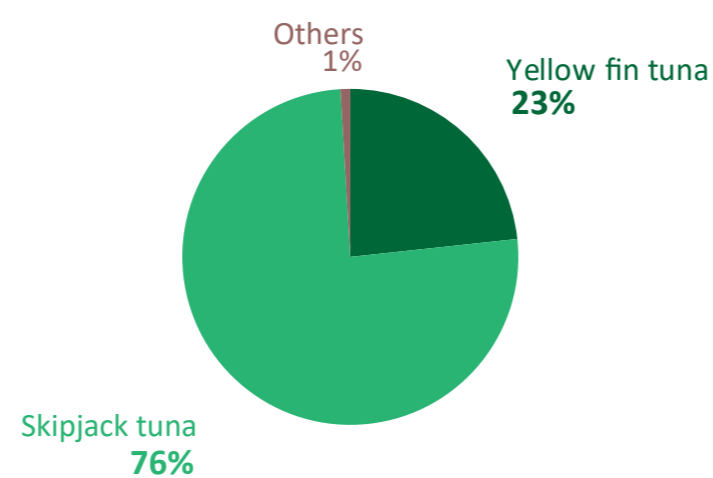


**5.7**  
Total Fish Purchases  
(In '000 MT)

The quantity of fish purchases in Nov 2021 showed a decrease of 1.9 percent when compared to Oct 2021.

#### Fish Purchases

November 2021



### Intra and inter Atoll ferry passenger movement

MTCC

(October 2021)

**758**  
Zone 4:  
M, F, Dh

**3,871**  
Zone 1:  
HA, Hdh, Sh

**7,155**  
Zone 2:  
N, R, B, Lh

**2,552**  
Zone 3:  
K, Aa, ADh, V

**1,950**  
Zone 5:  
Th, L

**6,795**  
Zone 6:  
Ga, Gdh

### Electricity & Water



**586** '000 CBM  
Water Distribution (Male')  
(November 2021)

The value of water distributed across Male' area was 839 ('000 CBM) at the end of Nov 2021, which decreased by 2 percent compared to Oct 2021.



**33,976** '000 kWh  
Electricity Production (Male')  
(May 2021)

The value of electricity produced for Male' area was 44,203 ('000 kWh) at the end of May 2021, which showed a decline of 3 percent compared to April 2021.