

Maldives in Figures

April 2021

Population Resident population projections (Republic), 2021
568,362



204,612




363,750



Life Expectancy
 87 years
 2015

Location & Area



Area (including sea):
 115,300 sq. km
 E.E.Z: 859,000 sq. km

1,192
 Total Islands

187
 Inhabited Islands

164
 Tourist Resorts

Consumer Price Index (Inflation)

(March 2021)



-0.20
 Republic



-0.24
 Male'



-0.15
 Atolls

The Consumer Price Index for all groups CPI fell by **-0.20%** in March 2021, compared to the fall by **-0.05%** in Feb 2021

Tourism (March 2021)

Ministry of Tourism

In March 2021, there were 109,585 tourist arrivals, where it showed an increase of 13.1 percent when compared to February 2021.

109,585
 Tourist Arrivals

46,179
 Beds in operation

794,317
 Bednights

53,188
 Registered Bed capacity (Numbers)



Quarterly National Accounts, 2018 - 2020

Real GDP Growth Rate 2018 (Q1) - 2020 (Q4)



Covid cases of Maldives as of 18th May 2021

Health Protection Agency



45,953
 Total confirmed cases



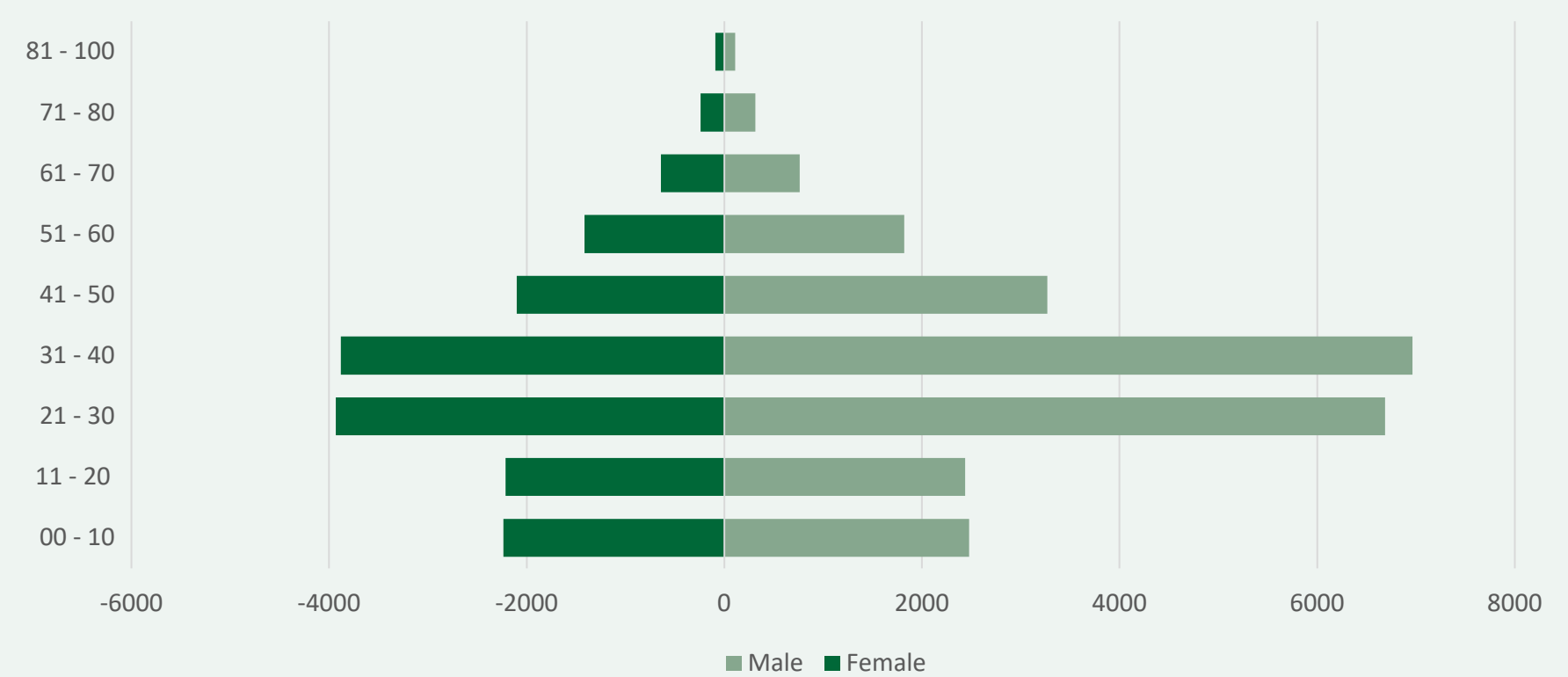
17,279
 Active cases



28,575
 Recovered cases

95
 Deaths

Number of Cases Distributed by Age and Sex as of 18th May 2021

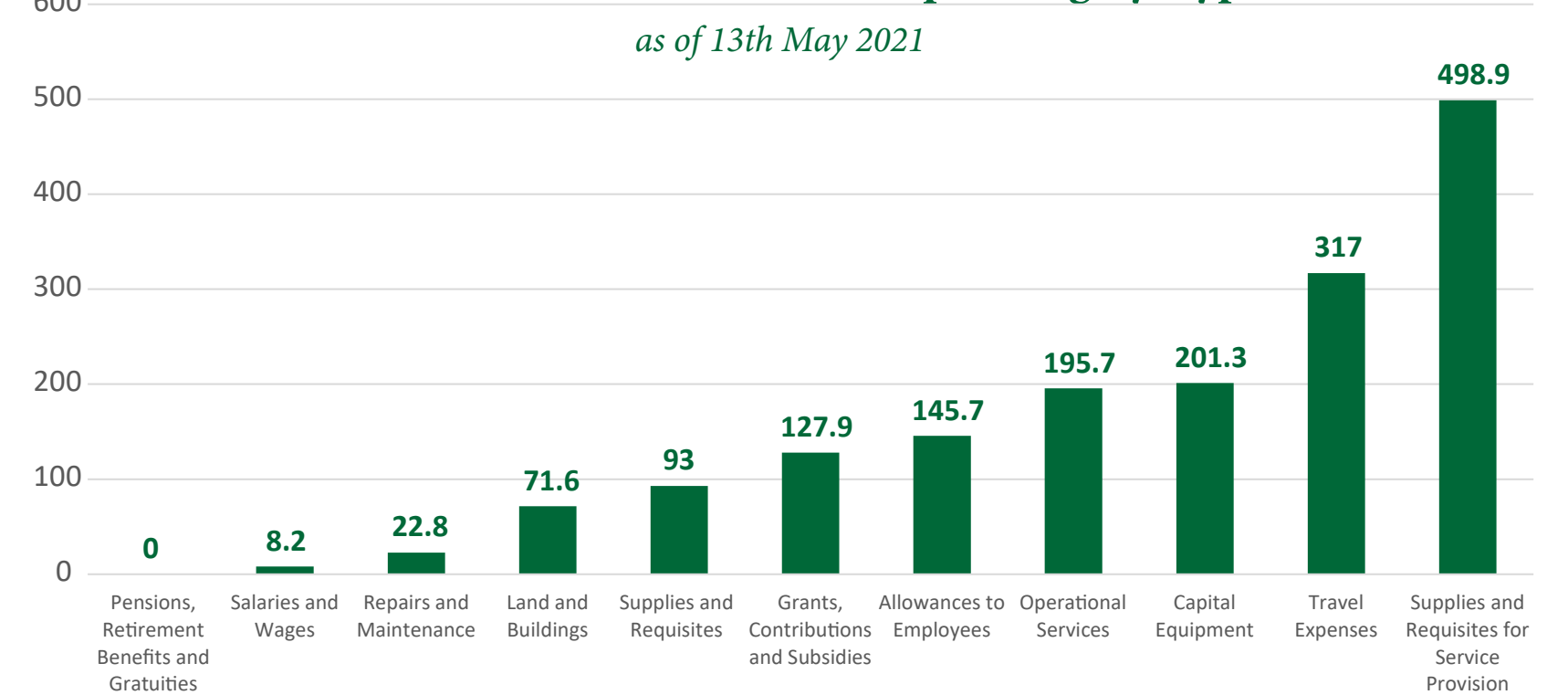


COVID-19 SPENDING

Ministry of Finance

Total Health & Social Spending: **1,681.9** (Million MVR)

COVID 19 Health and Social Spending by Type as of 13th May 2021



Total Economic Response Spending: **1,718.1**
 (in millions of MVR) as of 13th May 2021

1,153.5
 Covid-19 Recovery Loan Scheme

420.9
 Income Support Allowance
 18,534 individuals assisted

117.7
 Discount on Electricity Bills

Support for businesses (Count) BML: **585.9**
 SDFC: **362.3**

<https://www.finance.gov.mv/public/attachments/9RGmBWDp2phcb-PvmQjlgF7HWYp2jDlXwWRFQXX6x.pdf>

Maldives in Figures


April 2021

International Trade (March 2021)

Maldives Customs



3.478
Imports
(In Billion MVR)



0.18
Exports
(In Billion MVR)

The value of exports showed a decline in March 2021 when compared to February 2021. The total value of exports in March 2021 is 174.5 million MVR (fob).


The value of imports increased by 24.8 percent in March 2021 when compared to February 2021. The total value of imports in March 2021 is 3,477.9 million MVR (cif).

Communication

(December 2020)



14,508
Total Fixed Lines



315,694
Total Internet Subscriptions



717,708
Total Mobile Subscribers

Pension

MPAO

Maldives Retirement Pension Scheme Contributions

41% Public
59% Private

(March 2021)

2,108 Establishments
99,633 Employees

Employees of gov. agencies & public institutions account for 39% and those employees of hotels, tourist resorts, travel agencies account for 17% among the contributions received in March 2021.

Finance

(March 2021)



1,756.0
Total Revenue & Grants
(In Million MVR)



2,744.0
Total Expenditure
(In Million MVR)



(942.4)
Primary Balance (DEFICIT)
(In Million MVR)



(988.0)
Overall Balance (DEFICIT)
(In Million MVR)

Money & Banking

(March 2021)

44,428.7 million MVR
Total Liquidity (M2)

7,769.0 million MVR
Net Foreign Assets

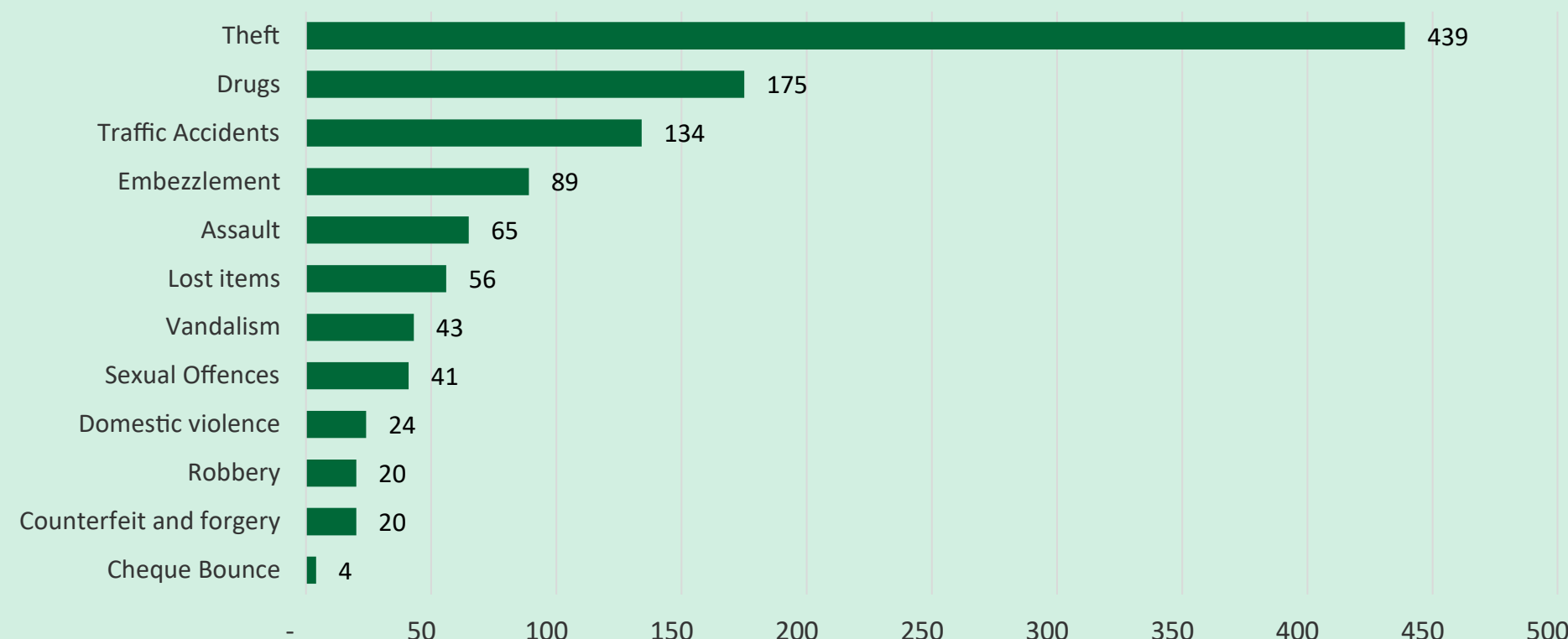
56,609.1 million MVR
Domestic Credit

47.2
Dollarisation Ratio

844.7 million USD
Gross International reserves


Offences Reported to Police

(March 2021)



Fisheries (March 2021)

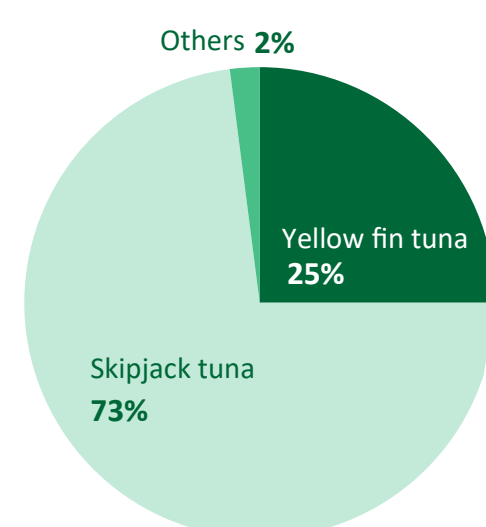
Ministry of Fisheries



5.6
Total Fish Purchases
(In '000 MT)

The quantity of fish purchases in March 2021 showed a decline of 26.9 percent when compared to February 2021.

Fish Purchases - March 2021



Intra and inter Atoll ferry passenger movement

MTCC
(March 2021)

2,726
Zone 4:
M, F, Dh

6,122
Zone 1:
HA, Hdh, Sh

8,829
Zone 2:
N, R, B, Lh

1,906
Zone 3:
K, Aa, ADh, V

3,939
Zone 5:
Th, L

2,472
Zone 6:
Ga, Gdh

Electricity & Water



598'000 CBM
Water Distribution (Male')
(March 2021)

The value of water distributed across Male' area was 793 ('000 CBM) at the end of March 2021, which increased by 9 percent compared to February 2021.



30,644 '000 kWh
Electricity Production (Male')
(December 2020)

The value of electricity produced for Atolls was 28,947 ('000 kWh) at the end of December 2020, which showed an increase of 6 percent compared to November 2020.