

Maldives in Figures

March 2021

Population Resident population projections (Republic), 2021
568,362



204,612




363,750



Life Expectancy
 87 years
 2015

Location & Area



Area (including sea):
 115,300 sq. km
 E.E.Z: 859,000 sq. km

1,192
 Total Islands

187
 Inhabited Islands

164
 Tourist Resorts

Consumer Price Index (Inflation)

(February 2021)



-0.050
 Republic



-0.06
 Male'



-0.03
 Atolls

The Consumer Price Index for all groups CPI fell by -0.05% in Feb 2021, compared to the rise by +0.25% in Jan 2021

Tourism (February 2021)

Ministry of Tourism

In February 2021, there were 96,886 tourist arrivals, where it showed an increase of 5 percent when compared to January 2021.

96,886
 Tourist Arrivals

45,303
 Beds in operation

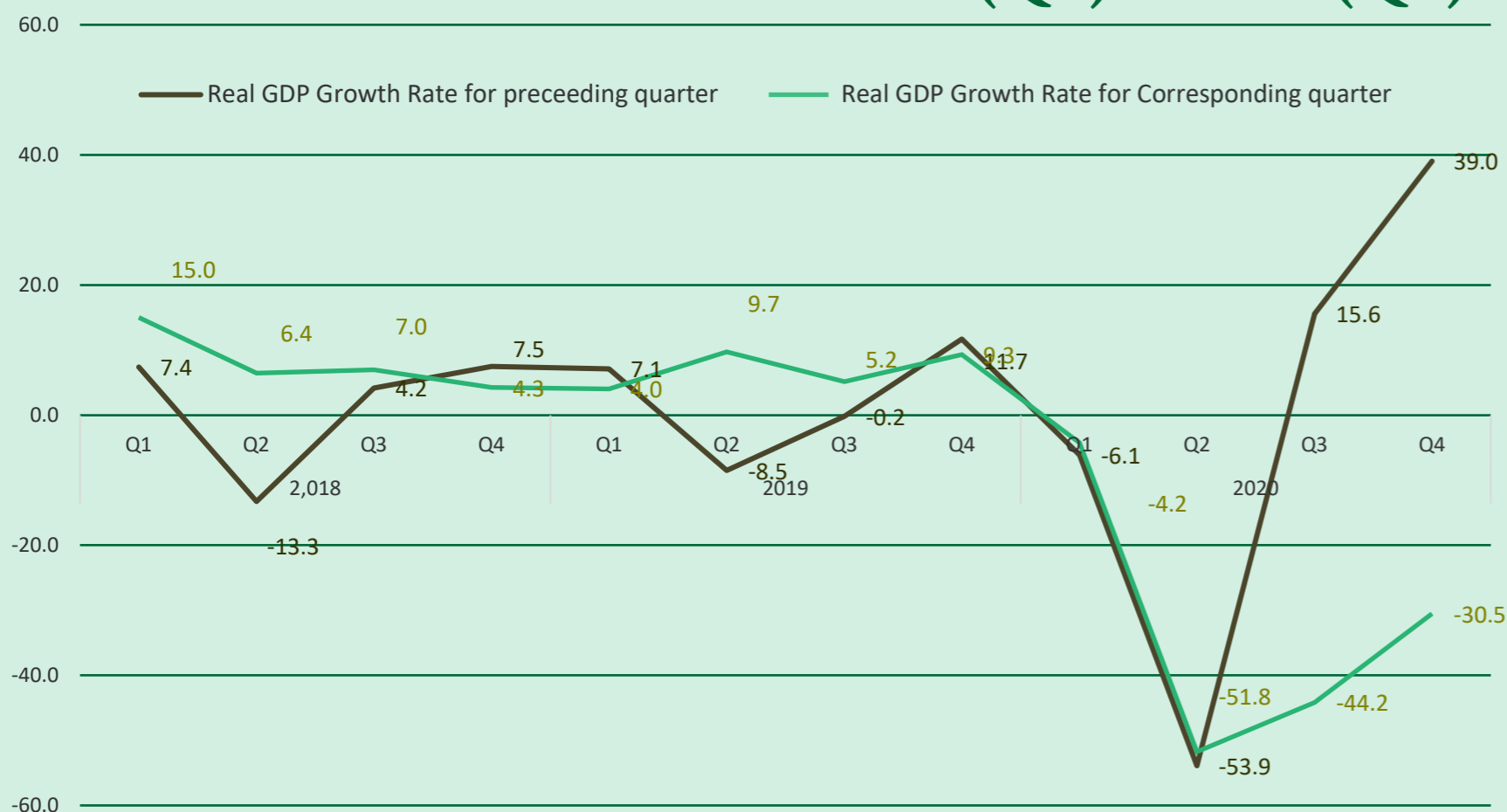
728,706
 Bednights

52,680
 Registered Bed capacity (Numbers)



Quarterly National Accounts, 2018 - 2020

Real GDP Growth Rate 2018 (Q1) - 2020 (Q4)



Covid cases of Maldives as of 20th April 2021

Health Protection Agency



26,505
 Total confirmed cases



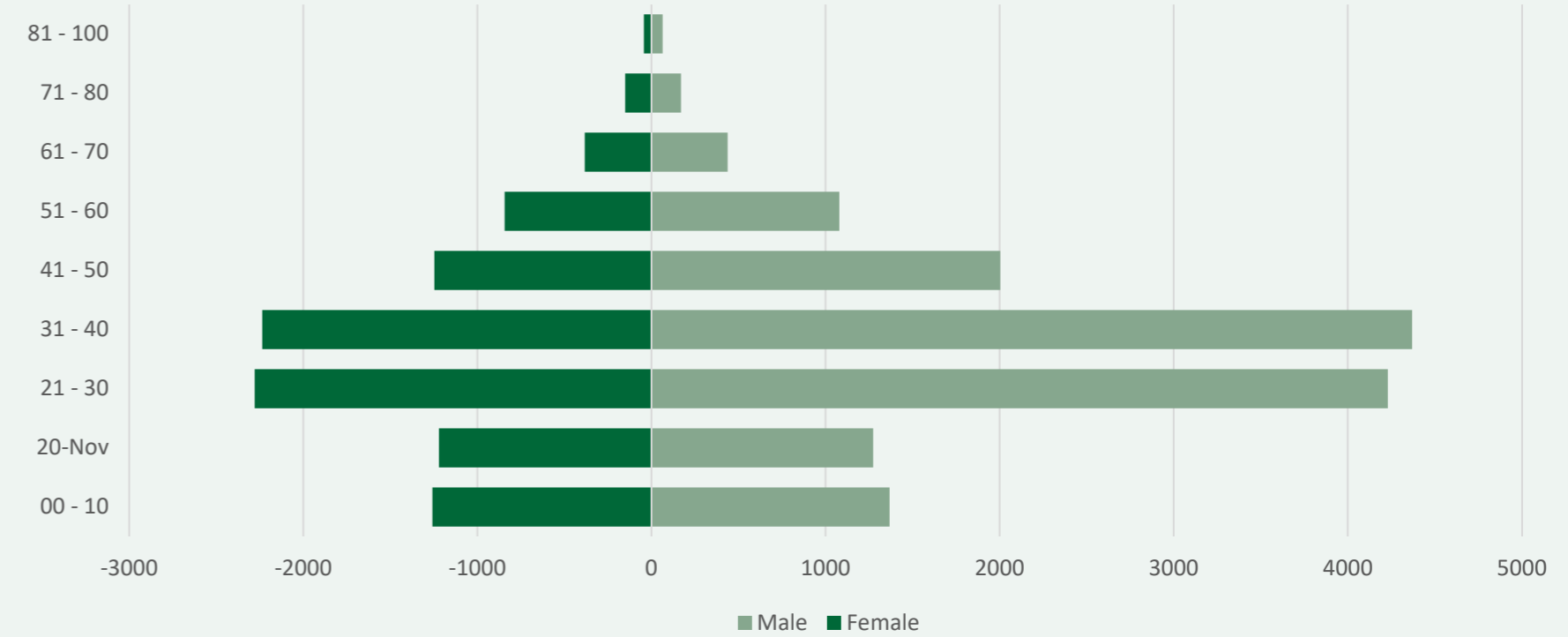
2,740
 Active cases



23,690
 Recovered cases

70
 Deaths

Number of Cases Distributed by Age and Sex as of 20th April 2021

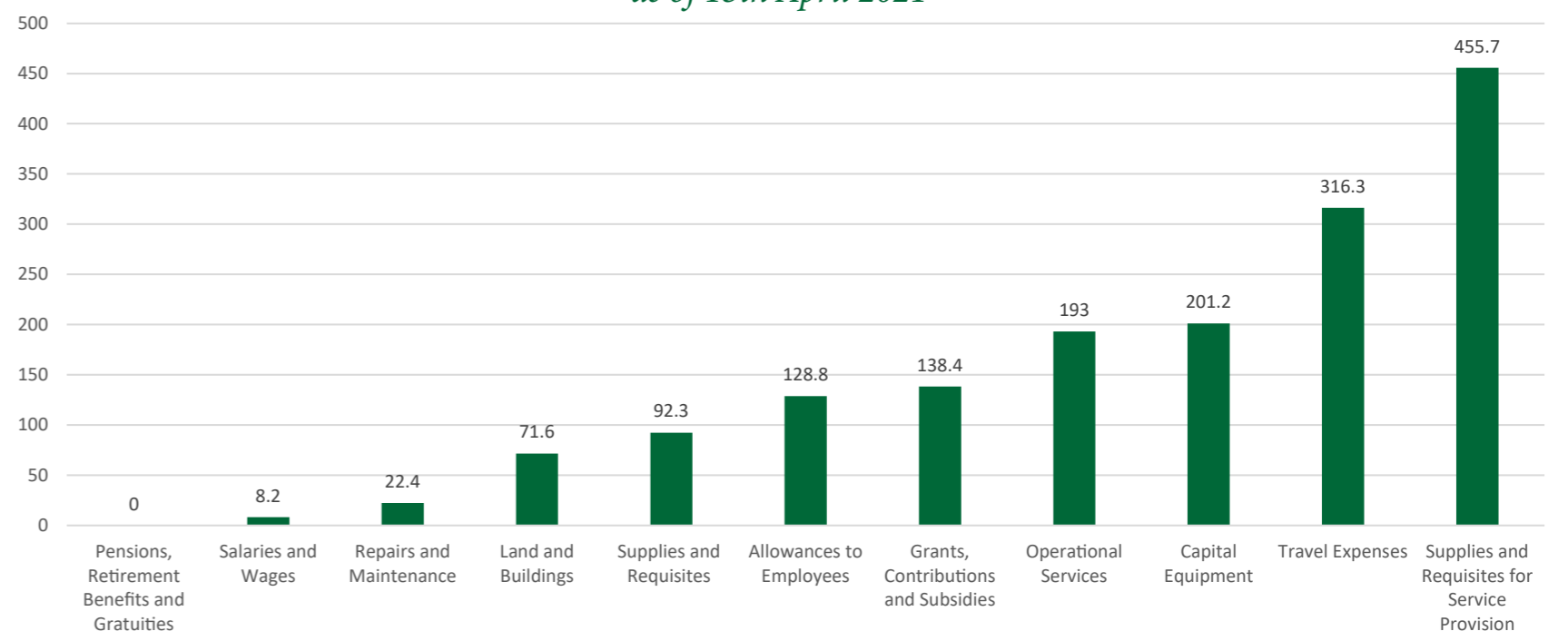


COVID-19 SPENDING

Ministry of Finance

Total Health & Social Spending: 1,627.9 (Million MVR)

COVID 19 Health and Social Spending by Type as of 15th April 2021



Total Economic Response Spending: 1,715.3
 (in millions of MVR) as of 15th April 2021

1,153.5
 Covid-19 Recovery Loan Scheme

418.0
 Income Support Allowance
 18,534 individuals assisted

117.7
 Discount on Electricity Bills

Support for businesses (Count)
 BML: 585.9
 SDFC: 362.3

<https://www.finance.gov.mv/public/attachments/dCe3yPuLwpWV-vnDDgyAbhxbiQsCpgLkk3bACMg7B.pdf>

Maldives in Figures


March 2021

International Trade (February 2021)

Maldives Customs



2.786
Imports
(In Billion MVR)



0.18
Exports
(In Billion MVR)

The value of exports showed a decline in February 2021 when compared to January 2021. The total value of exports in February 2021 is 176.7 million MVR (fob).

The value of imports declined by 1.5 percent in February 2021 when compared to January 2021. The total value of imports in February 2021 is 2,786.3 million MVR (cif).

Communication

(December 2020)



14,508
Total Fixed Lines



315,694
Total Internet Subscriptions



717,708
Total Mobile Subscribers

Pension

MPAO

Maldives Retirement Pension Scheme Contributions

40%
Public

60%
Private

(February 2021)

2,004
Establishments

93,645
Employees

Employees of gov. agencies & public institutions account for 42% and those employees of hotels, tourist resorts, travel agencies account for 18% among the contributions received in February 2021.

Finance

(February 2020)



1,257.2
Total Revenue & Grants
(In Million MVR)



1,936.2
Total Expenditure
(In Million MVR)



(579.6)
Primary Balance (DEFICIT)
(In Million MVR)



(679.0)
Overall Balance (DEFICIT)
(In Million MVR)

Money & Banking

(February 2021)

43,103.7 million MVR
Total Liquidity (M2)

7,703.6 million MVR
Net Foreign Assets

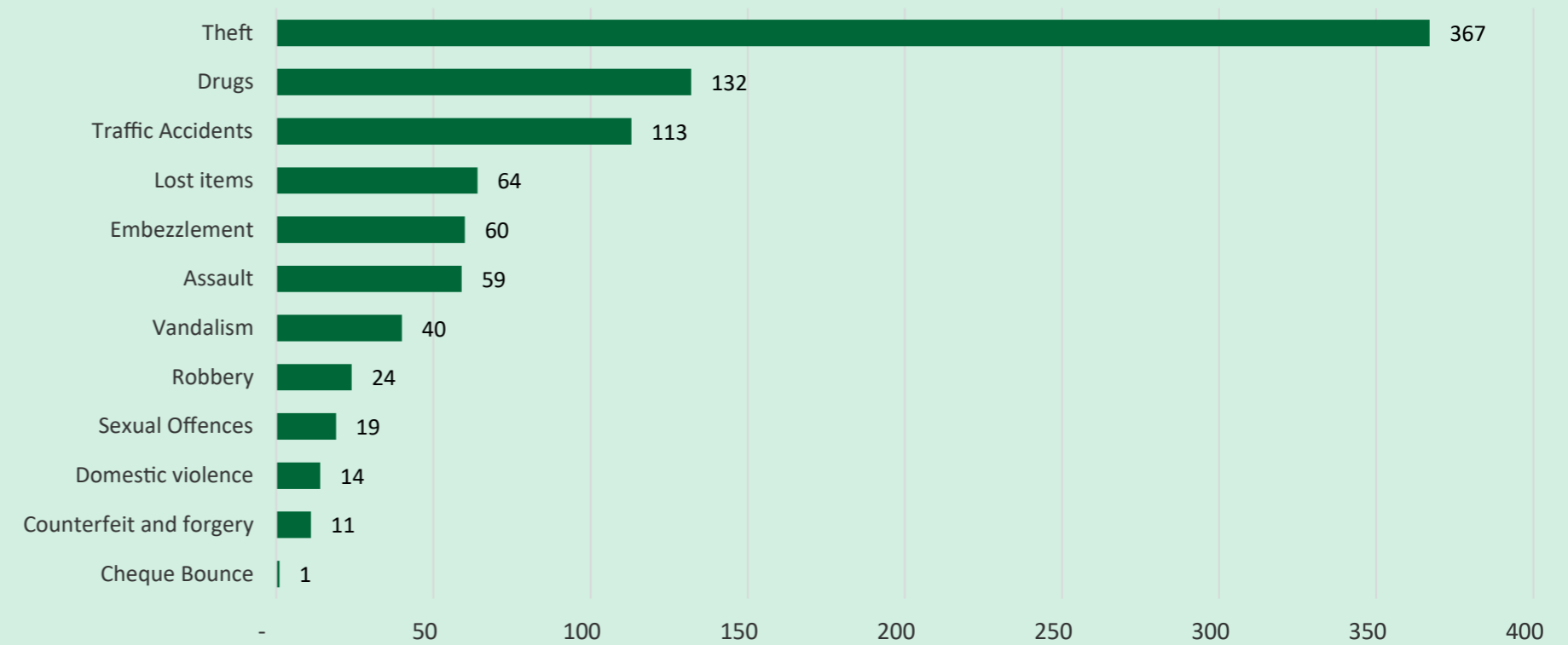
55,736.5 million MVR
Domestic Credit

47.7
Dollarisation Ratio

855.7 million USD
Gross International reserves


Offences Reported to Police

(February 2021)



Fisheries (February 2021)

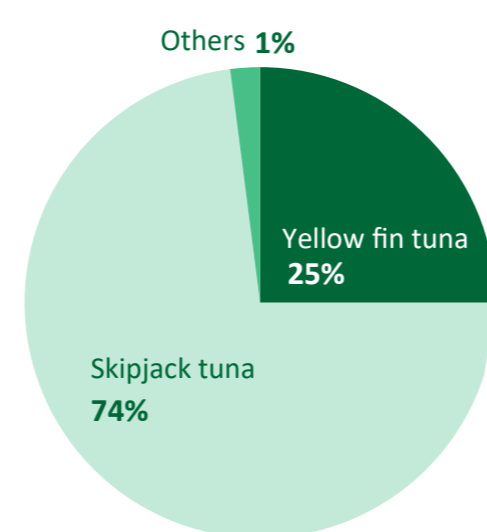
Ministry of Fisheries



7.7
Total Fish Purchases
(In '000 MT)

The quantity of fish purchases in February 2021 showed a decline of 6.9 percent when compared to January 2021.

Fish Purchases - February 2021



Intra and inter Atoll ferry passenger movement

MTCC
(January 2021)

2,913
Zone 4:
M, F, Dh

7,773
Zone 1:
HA, Hd, Sh

11,032
Zone 2:
N, R, B, Lh

2,109
Zone 3:
K, Aa, ADh, V

4,769
Zone 5:
Th, L

2,694
Zone 6:
Ga, Gdh

Electricity & Water



596'000 CBM
Water Distribution (Male')
(January 2021)

The value of water distributed across Male' area was 788 ('000 CBM) at the end of January 2021, which increased by 2.3 percent compared to December 2020.



30,644 '000 kWh
Electricity Production (Male')
(December 2020)

The value of electricity produced for Atolls was 28,947 ('000 kWh) at the end of December 2020, which showed an increase of 6 percent compared to November 2020.