

Maldives in Figures

February 2020

Population Resident population projections (Republic), 2021
568,362



204,612




363,750



Life Expectancy
 87 years
 2015

Location & Area



Area (including sea):
 115,300 sq. km
 E.E.Z: 859,000 sq. km

1,192
 Total Islands

187
 Inhabited Islands

164
 Tourist Resorts

Consumer Price Index (Inflation)

(January 2021)



0.251
 Republic



0.32
 Male'



0.16
 Atolls

The Consumer Price Index for all groups CPI rose by +0.25% in January 2021, compared to the rise by +0.03% in December 2020.

Tourism (January 2021)

Ministry of Tourism

In January 2021, there were 92,111 tourist arrivals, where it showed a decline of 4.5 when compared to December 2020.

92,111
 Tourist Arrivals

43,994
 Beds in operation

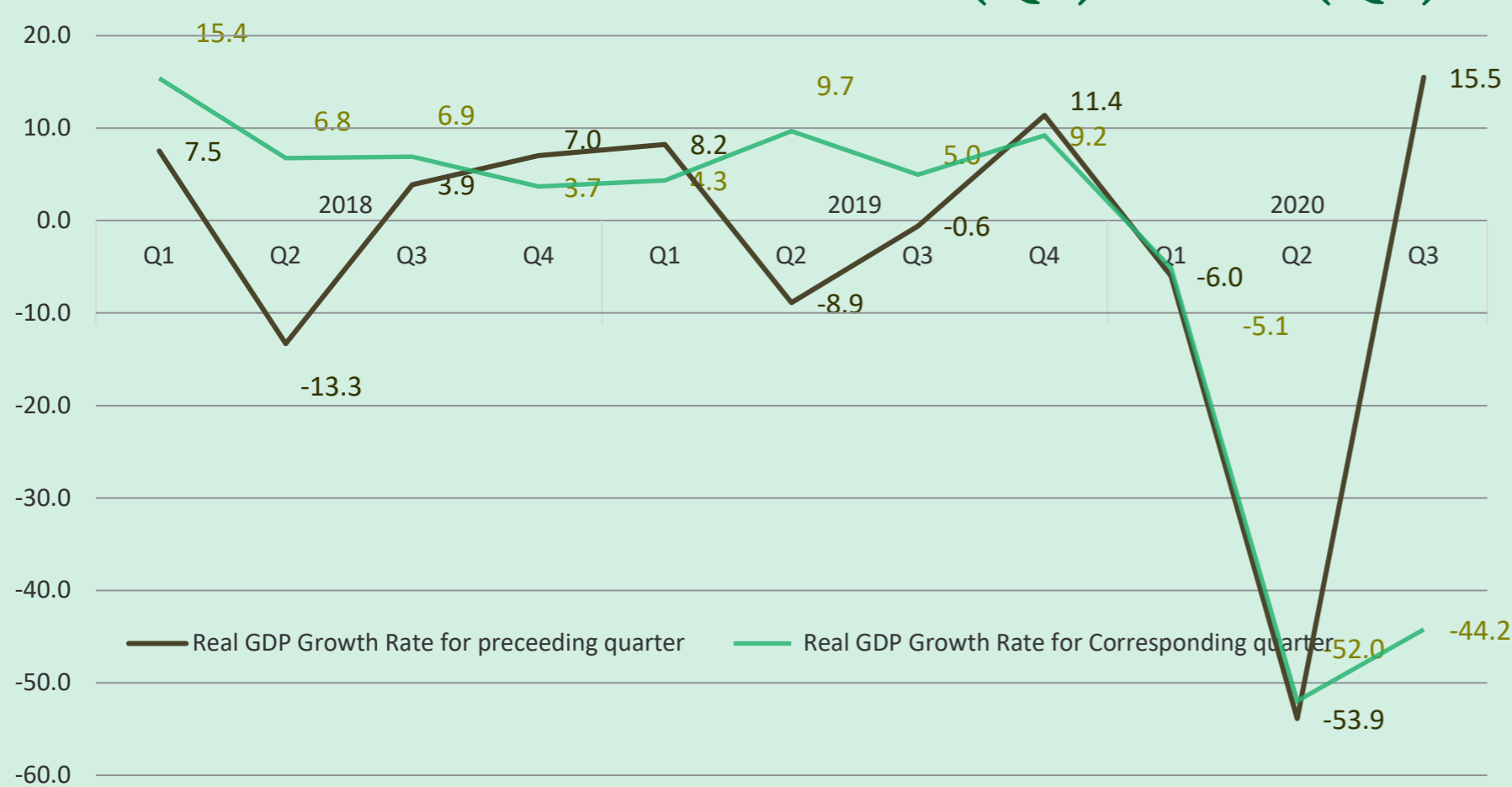
783,061
 Bednights

52,431
 Registered Bed capacity (Numbers)



Quarterly National Accounts, 2018 - 2020

Real GDP Growth Rate 2018 (Q1) - 2020 (Q3)



Covid cases of Maldives as of 13th March 2021

Health Protection Agency



18,082
 Total confirmed cases



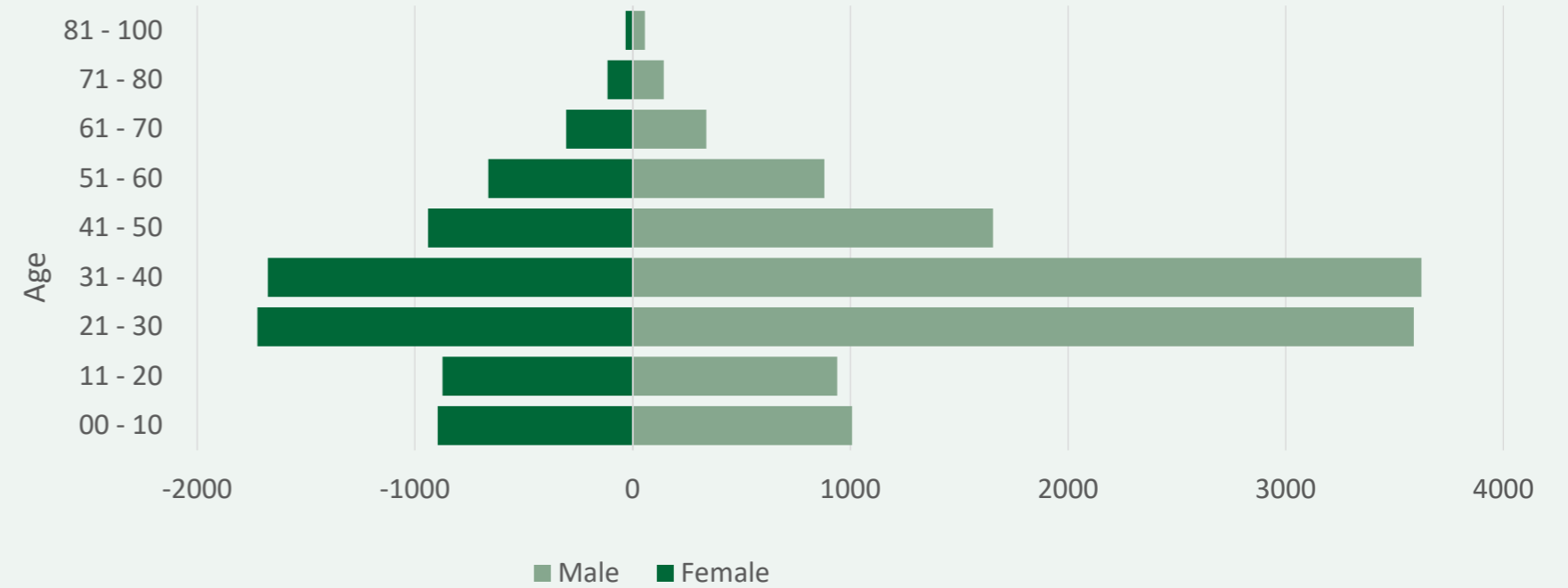
2,546
 Active cases



18,529
 Recovered cases

63
 Deaths

Number of Cases Distributed by Age and Sex as of 13th March 2021

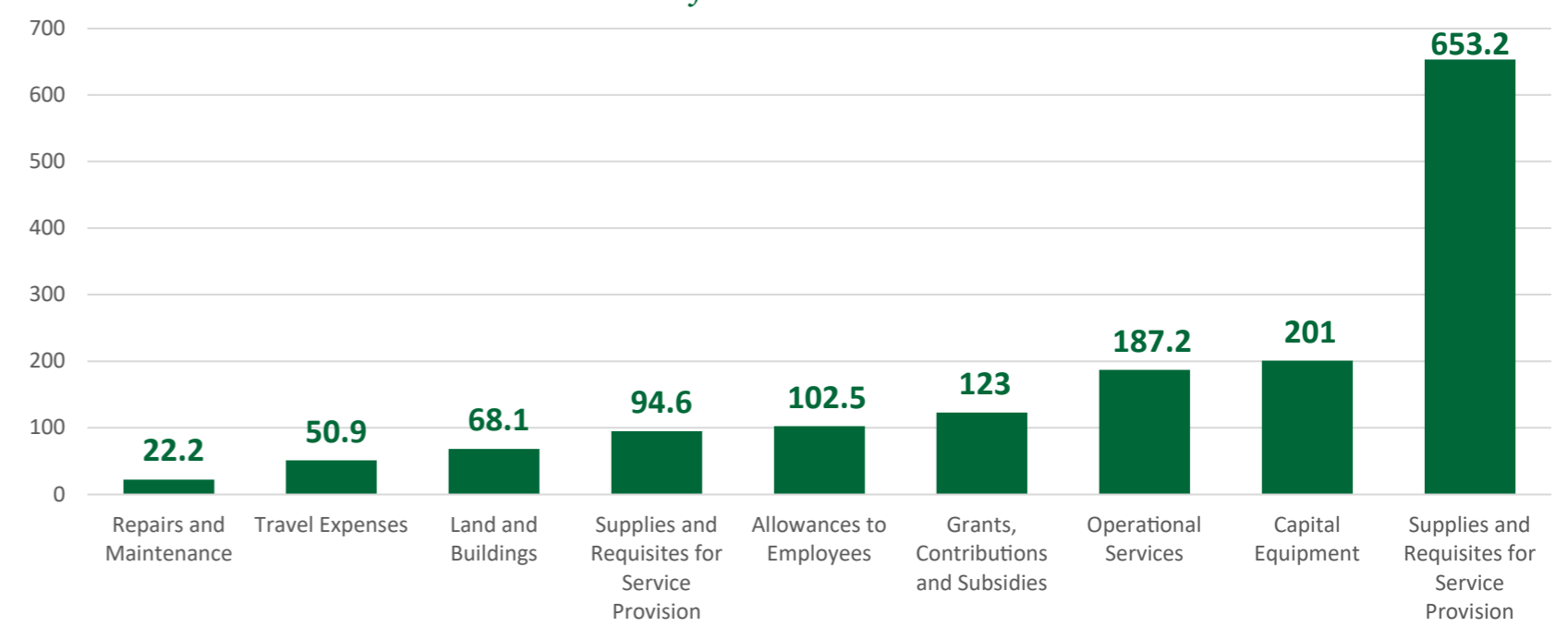


COVID-19 SPENDING

Ministry of Finance

Total Health & Social Spending: 1,502.8 (Million MVR)

COVID 19 Health and Social Spending by Type as of 4th March 2021



Total Economic Response Spending: 1,565.3
 (in millions of MVR) as of 4th March 2021

1,153.5
 Covid-19 Recovery Loan Scheme

294.0
 Income Support Allowance
 18,534 individuals assisted

117.7
 Discount on Electricity Bills

Support for businesses (Count)
 BML: 585.9
 SDFC: 355.5

<https://www.finance.gov.mv/public/attachments/l9ZbzQ1b5tgOhay-JS8YBjNfrZXw1QQz6xExsinBR.pdf>

Maldives in Figures


February 2021

International Trade (January 2021)

Maldives Customs



2.828
Imports
(In Billion MVR)



0.19
Exports
(In Billion MVR)

The value of exports showed a huge decline in January 2021 when compared to December 2020. The total value of exports in January 2021 is 185.8 million MVR (fob).


The value of imports increased by 11.6 percent in January 2021 when compared to December 2020. The total value of imports in January 2021 is 2,828.4 million MVR (cif).

Communication

(September 2020)



14,983
Total Fixed Lines



313,143
Total Internet Subscriptions



735,249
Total Mobile Subscribers

Pension

MPAO

Maldives Retirement Pension Scheme Contributions

44% Public
56% Private

(January 2021)

December 2020

2,012 Establishments
94,916 Employees

Employees of gov. agencies & public institutions account for 43% and those employees of hotels, tourist resorts, travel agencies account for 17% among the contributions received in November 2020.

Finance

(December 2020)



1,466.7
Total Revenue & Grants
(In Million MVR)



2,809.4
Total Expenditure
(In Million MVR)



(1,253.3)
Primary Balance (DEFICIT)
(In Million MVR)



(1,342.7)
Overall Balance (DEFICIT)
(In Million MVR)

Money & Banking

(January 2021)

42,090.7 million MVR
Total Liquidity (M2)

6,941.1 million MVR
Net Foreign Assets

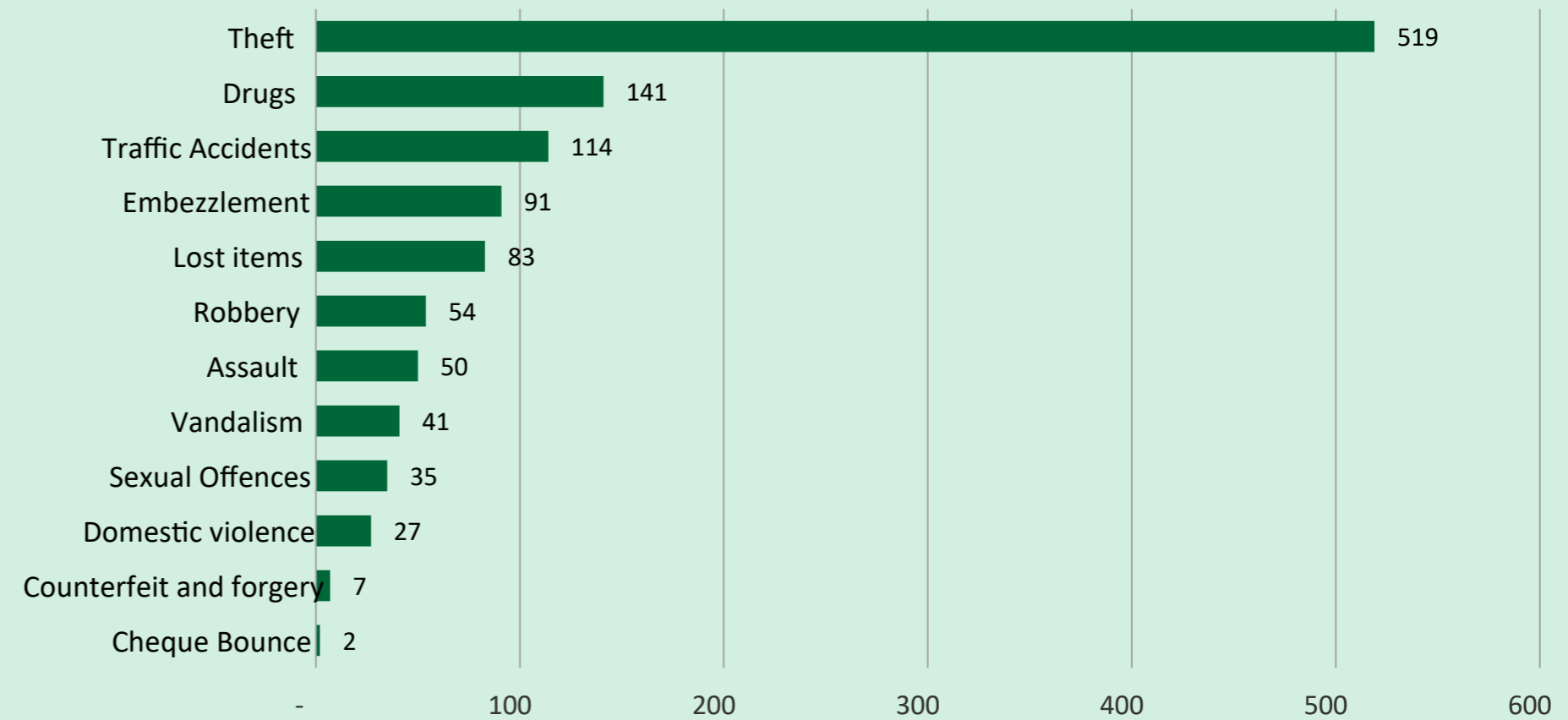
55,427.0 million MVR
Domestic Credit

46.8
Dollarisation Ratio

830.7 million USD
Gross International reserves


Offences Reported to Police

(January 2021)



Fisheries (January 2021)

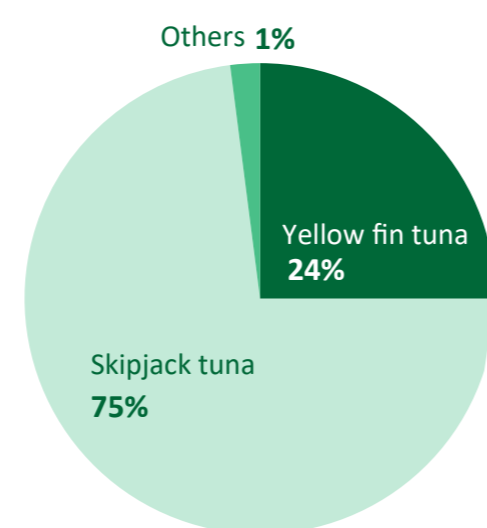
Ministry of Fisheries



6.6
Total Fish Purchases
(In '000 MT)

The quantity of fish purchases in January 2021 showed a decline of 20.9 percent when compared to December 2020.


Fish Purchases - January 2021



Intra and inter Atoll ferry passenger movement

MTCC
(January 2021)

2,913
Zone 4:
M, F, Dh



7,773
Zone 1:
HA, Hdh, Sh

11,032
Zone 2:
N, R, B, Lh

2,109
Zone 3:
K, Aa, ADh, V

4,769
Zone 5:
Th, L

2,694
Zone 6:
Ga, Gdh

Electricity & Water



596'000 CBM
Water Distribution (Male')
(January 2021)

The value of water distributed across Male' area was 788 ('000 CBM) at the end of January 2021, which increased by 2.3 percent compared to December 2020.



30,644 '000 kWh
Electricity Production (Male')
(December 2020)

The value of electricity produced for Atolls was 28,947 ('000 kWh) at the end of December 2020, which showed an increase of 6 percent compared to November 2020.