

WORLD CHILDREN'S DAY 2020

A day to reimagine a better future for every child.

Child Population 2020

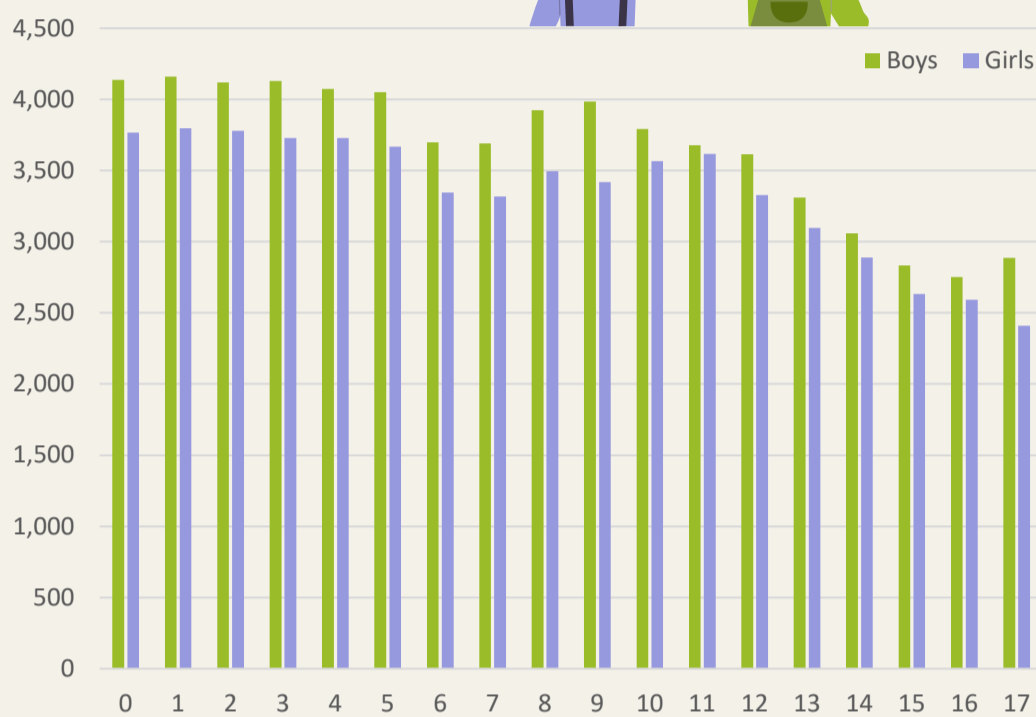
Total Resident Population (Projections)

126,056

46%



54%



Sex ratio, Census 2014

0 - 17 Years

109.7 Males per 100 females

4 Neonatal Mortality Rate (NMR)/'000 live births

6 Infant Mortality Rate (IMR), under 1 yrs /'000 live births

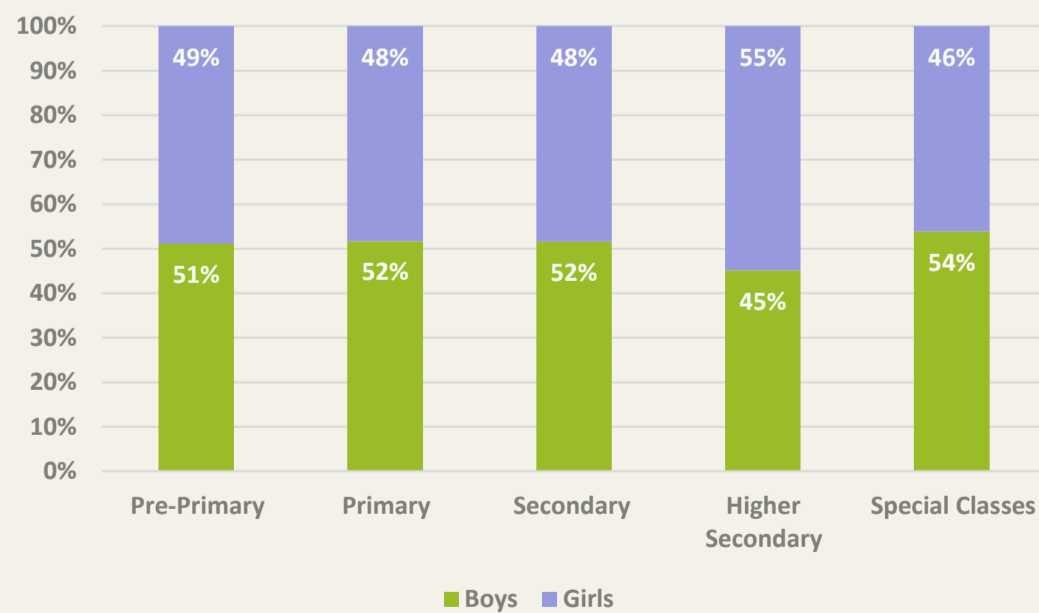
Ministry of Health, 2018

99% of children's (under 5 years) births have been registered

Department of National Registration, 2018

Child Education 2019

Student Enrolment 2019



Higher secondary education is the only level where more girls are enrolled.

Ministry of Education, 2019

Percentage of children under 5 years of age who are developmentally on track in health, learning and psychosocial well-being, by sex

92% Children in pre-school under 5 years of age

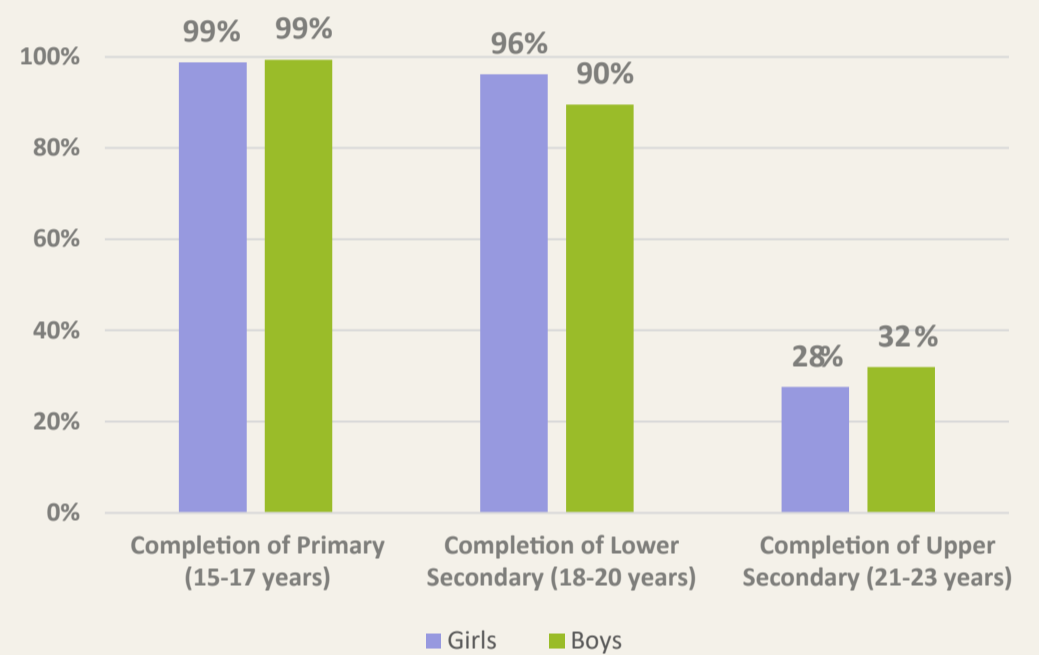
90% Boys in pre-school under 5 years of age

94% Girls in pre-school under 5 years of age

DHS 2017, Ministry of Health

Completion rate, 2019

Primary education, lower secondary education, upper secondary education



HIES 2019

Gross Enrolment rate, 2019

By level and Sex

Boys

100.2 Primary (1 - 7)

109.5 Lower Secondary (8 - 10)

30.4 Higher Secondary (11 - 12)

Girls

100.3 Primary (1 - 7)

111.7 Lower Secondary (8 - 10)

42.5 Higher Secondary (11 - 12)


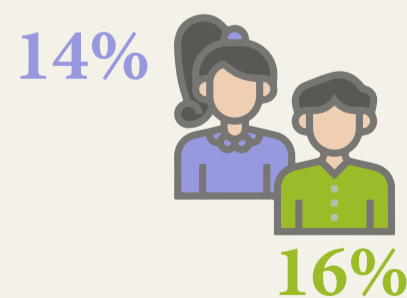
Ministry of Education, 2019

Child Health, 2019

By level and Sex

15% of children under age 5 in Maldives are short for his/her age.

9% of children under age 5 in Maldives are wasted/thin for their height.



DHS 2017, Ministry of Health



National Bureau of Statistics
Ministry of National Planning, Housing & Infrastructure

WORLD CHILDREN'S DAY 2020

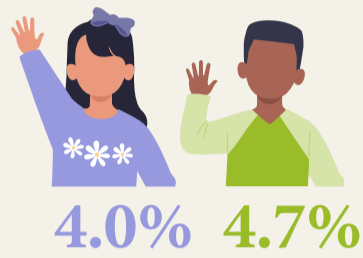
A day to reimagine a better future for every child.

Children with disability

5 - 17 years

4.4%

Prevalence of disability among children



Children experience difficulty in remembering and communicating

HIES 2019

Children suffering chronic diseases 2019

(5-17 years) / Resident Maldivian

5%



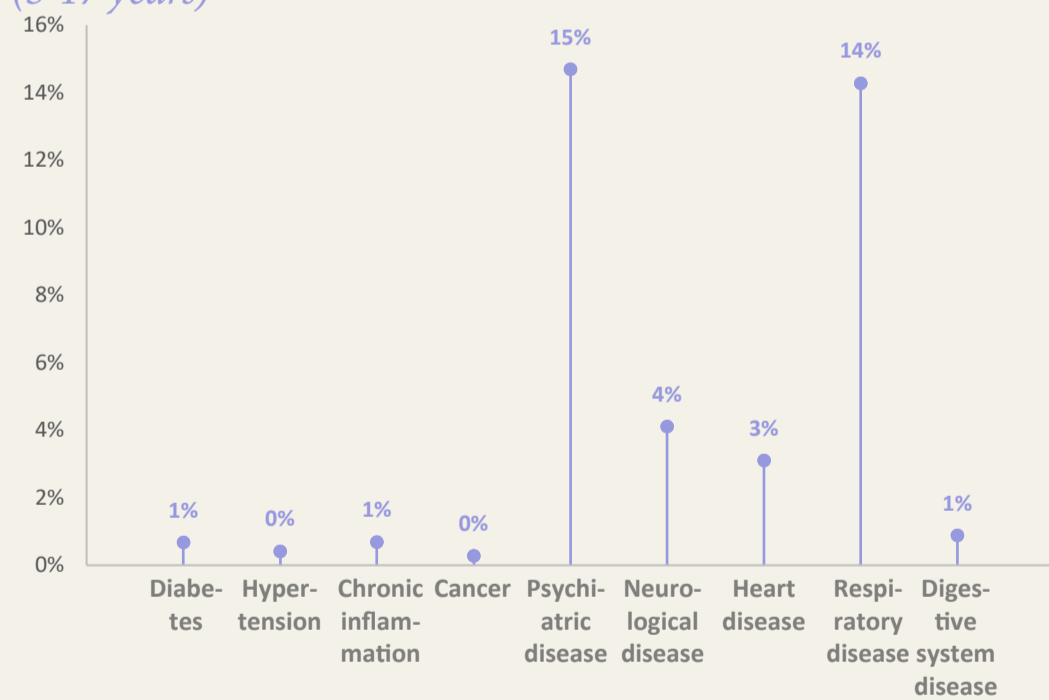
7%

Among children (5-17 years) more boys suffer with long term diseases/ chronic condition

Children with long term diseases/ chronic condition

Children with a chronic disease by type of chronic condition

(5-17 years)



HIES 2019

Poverty

10.1%

Children (0 - 17 years) lives below the national poverty line (MVR 74)

HIES 2016

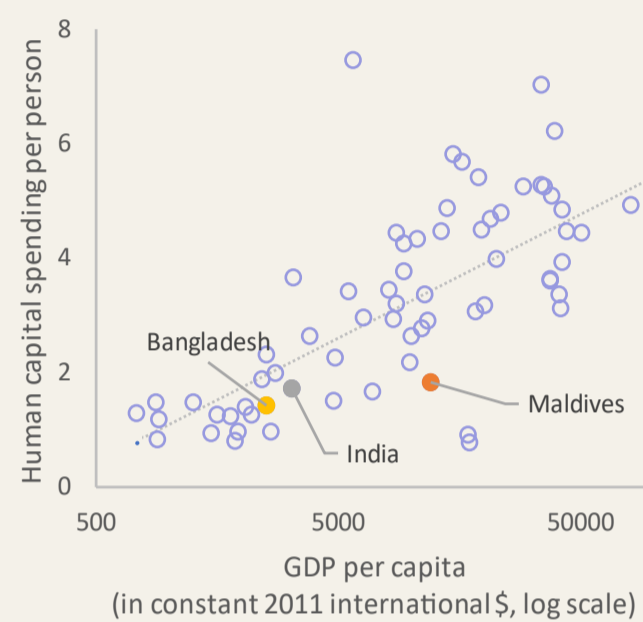
33.9%

Children lives below the multi-dimensional poverty

HIES 2016

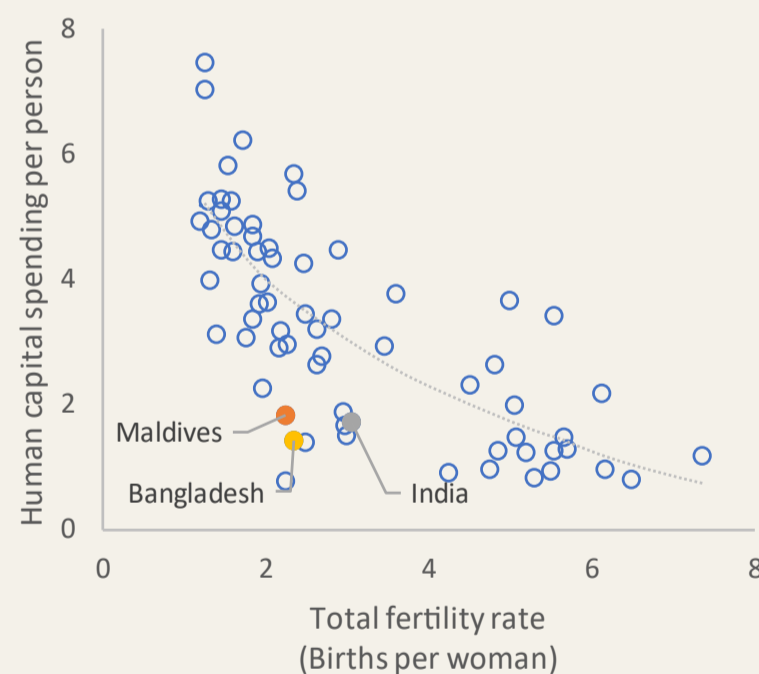
Human capital spending and per capita GDP

Human capital spending on children is relatively low in Maldives compared to its GDP per capita. Investment on children needs to be increased (or doubled) for their smooth transition into youth and better equip them for the labour market.



Note: Human capital here refers to investment on children. It is calculated as the sum of per capita education spending for 0-24 years and health spending for 0-16 years normalised relative to the average labour income of those aged 30-49 years.

Human capital spending and total fertility rate



As the number of children per woman (i.e., quantity) declines, there is a tendency for parents to invest more heavily in the human capital of their children (i.e., quality). However, children in Maldives, like other South Asia countries are receiving less human capital investments compared to other economies with similar fertility levels. Maldives should ideally spend 4 years of prime labour income with the current TFR of 2.1

National Transfer Accounts Maldives- 2020

Social Protection, 2019

4,233

Number of Single Parents receiving single parent allowance (children)

142

Number of Foster Parent receiving Foster Parent allowance (Children)

NSPA

