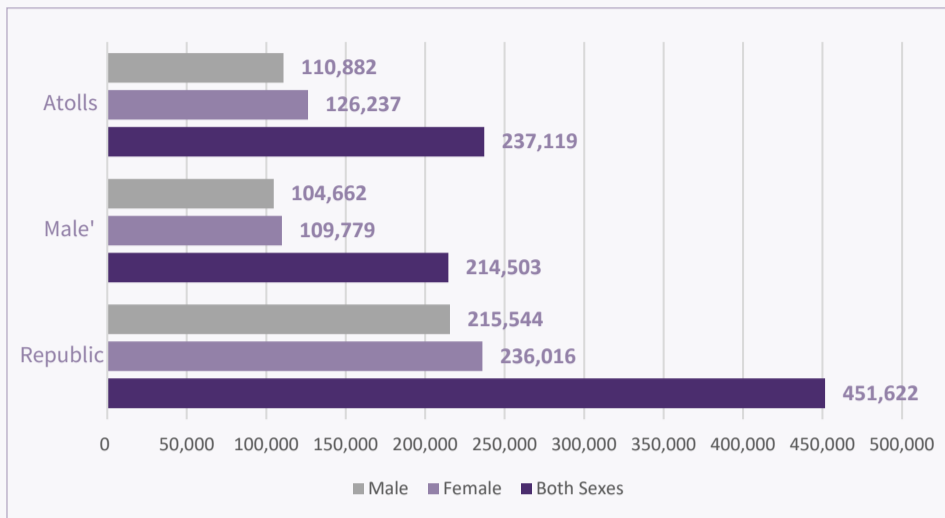


Household INCOME AND EXPENDITURE Survey 2019

POPULATION INDICATORS


TOTAL POPULATION



Population coverage in HIES (Administrative islands only)

POPULATION BY BROAD AGE GROUP

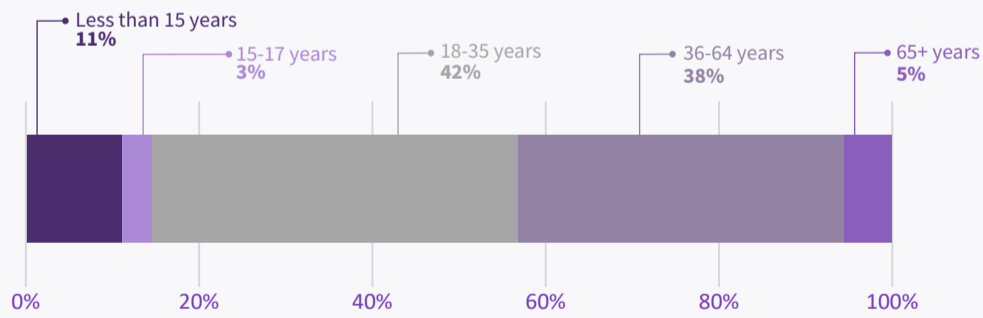
Republic



MIGRANTS

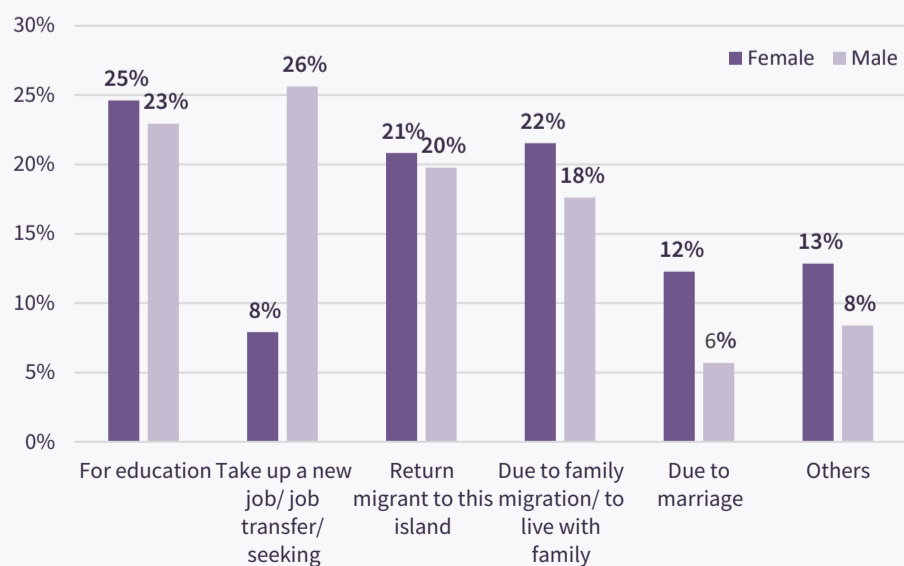


MIGRANTS BY BROAD AGE GROUP



MAIN REASON FOR MIGRATION

Republic



POPULATION WHO COMMUTE DAILY



49% Work /Business

25% Education

10% Visit family

11% Parent / guardian

6% Other reason



76%

14%

4%

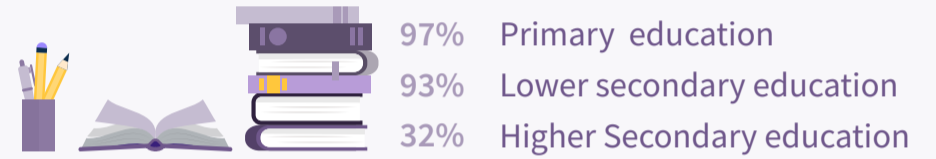
2%

4%

EDUCATION

COMPLETION RATE FOR 19 YEARS AND BELOW POPULATION

Republic



TOP 5 FIELD OF EDUCATION FOR 15+ POPULATION WITH DEGREE AND ABOVE QUALIFICATION

Republic



From the 15 and above population, among those who have achieved a certificate, 86% said that their highest certificate is from Maldives and 14% from abroad.

INDIVIDUAL ASSET OWNERSHIP

Republic



POPULATION WITH FUNCTIONAL DIFFICULTY

Republic 8%



Male' 7%



Atolls 9%

PROPORTION OF PEOPLE LIVING BELOW 50 PER CENT OF MEDIAN INCOME

Republic 17%



Male' 5%



Atolls 29%

