



Household INCOME AND EXPENDITURE Survey 2019

INCOME INDICATORS

AVERAGE HOUSEHOLD SIZE

Republic 5.2




TOTAL POPULATION
451,622

70% of the total population is **15+ population** for Republic. While it is **72%** & **69%** for Male' & Atolls respectively.

EMPLOYMENT STATUS

LABOUR FORCE POPULATION

Republic




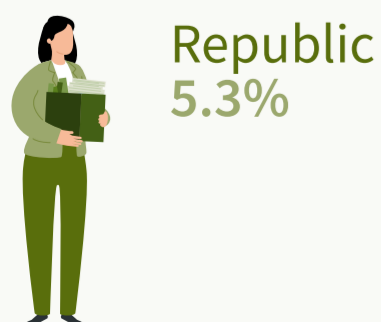
LABOUR FORCE PARTICIPATION RATE (%)

60.2%
Republic



EMPLOYMENT TO POPULATION RATIO (%)
57.1%
Republic

UNEMPLOYMENT RATE (%)



MONTHLY INCOME FROM ALL THE INCOME GENERATING ACTIVITY

AVERAGE MONTHLY INCOME PER HOUSEHOLD

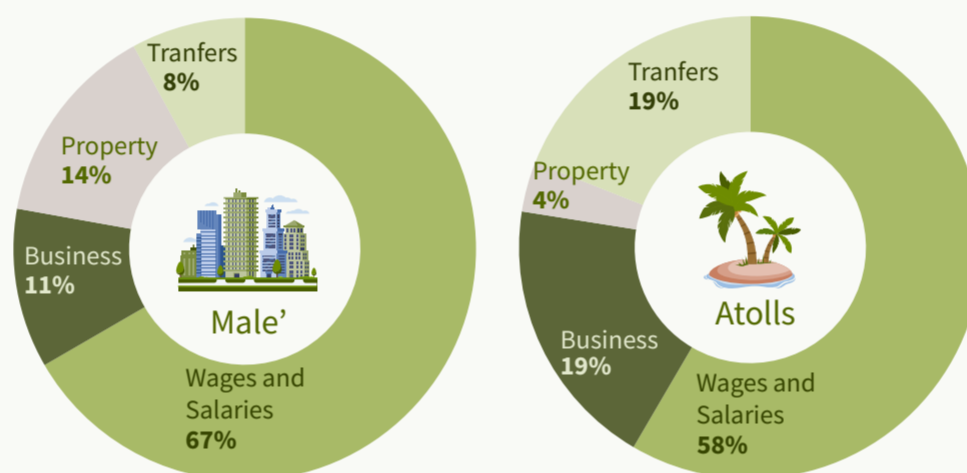
(In MVR)

Republic
MVR 28,746



Average income per household in 2019 for Male' is **twice** that of Atolls

DISTRIBUTION OF HOUSEHOLD INCOME BY SOURCE



MEDIAN MONTHLY INCOME PER HOUSEHOLD

(In MVR)

Total income for everyone **15 years and older** is arranged in ascending order and mid value is taken. This indicates that **50%** of all individuals receive an income **higher** than the **median** and the other **50%** of individuals receive an income **lower** than the **median**.



Median income per household in 2019 for Male' is **twice** that of Atolls

AVERAGE MONTHLY PER-CAPITA INCOME

(In MVR)

Republic
MVR 5,538



Average per-capita income in 2019 for Male' is **twice** that of Atolls

AVERAGE INCOME PER DAY PER PERSON

(In MVR)



AVERAGE INCOME EARNERS

(In MVR)

	Average Monthly Income per earner (MVR)	Median Monthly Income per earner (MVR)
Republic	MVR 11,154	MVR 9,600
Male'	MVR 14,150	MVR 12,313
Atolls	MVR 8,053	MVR 7,000

AVERAGE NUMBER OF INCOME EARNERS PER HOUSEHOLD

(In MVR)

Republic	Male'	Atolls
2.6	2.7	2.4

	Republic	Male'	Atolls
Share of population in the poorest income quintile (%)	20%	5%	33%
Share of population in the richest income quintile (%)	20%	35%	7%

