

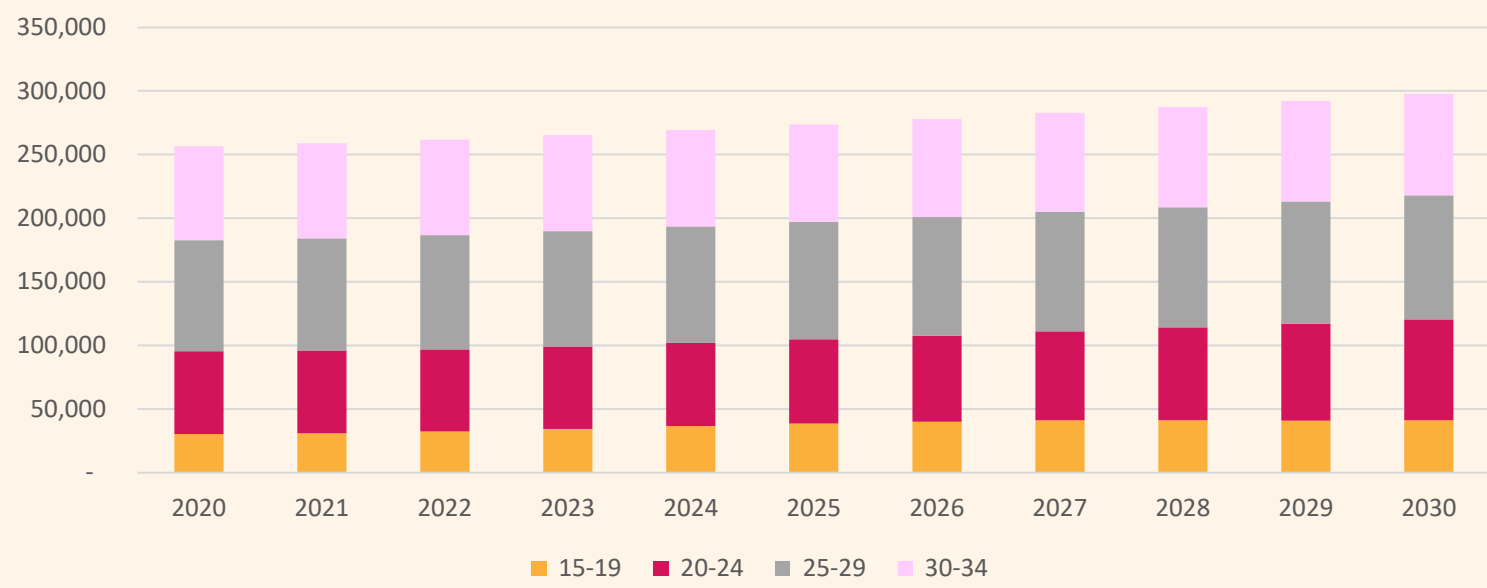
12 August 2020

YOUTH POPULATION

Maldives Population Projections

In Maldives 18-34 years is considered as youth age.
However Internationally 15-24 is considered as youth age.

YOUTH POPULATION BY AGE GROUPS, 2020 - 2030



Youth Population living in Male'

15 - 24 years 38,414
18-34 years 105,042

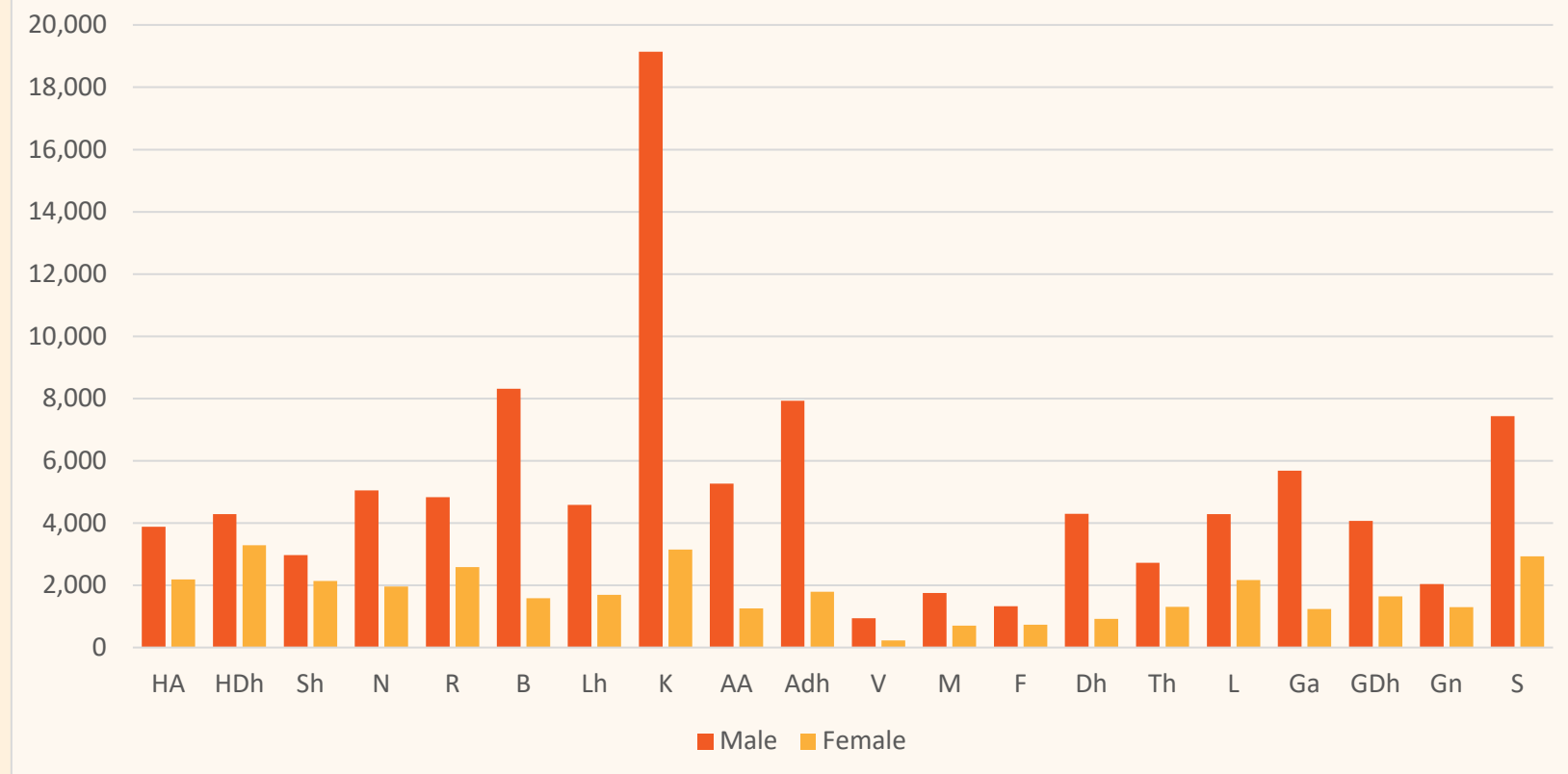


Youth Population living in Atolls

15 - 24 years 57,014
18-34 years 135,541

Total youth population (18 - 35 years) is 240,584 (43%) for the year 2020

YOUTH POPULATION (18 - 34 YEARS) BY ATOLLS, 2020




A high amount of resort workers are included in the K. Atoll population

YOUTH EDUCATION

Household Income and Expenditure Survey 2016

Literacy rate

Mother tongue 98%
English 95%



Mother tongue 97%
English 93%

Literacy rate in both Dhivehi and English are higher for youth aged 15-24

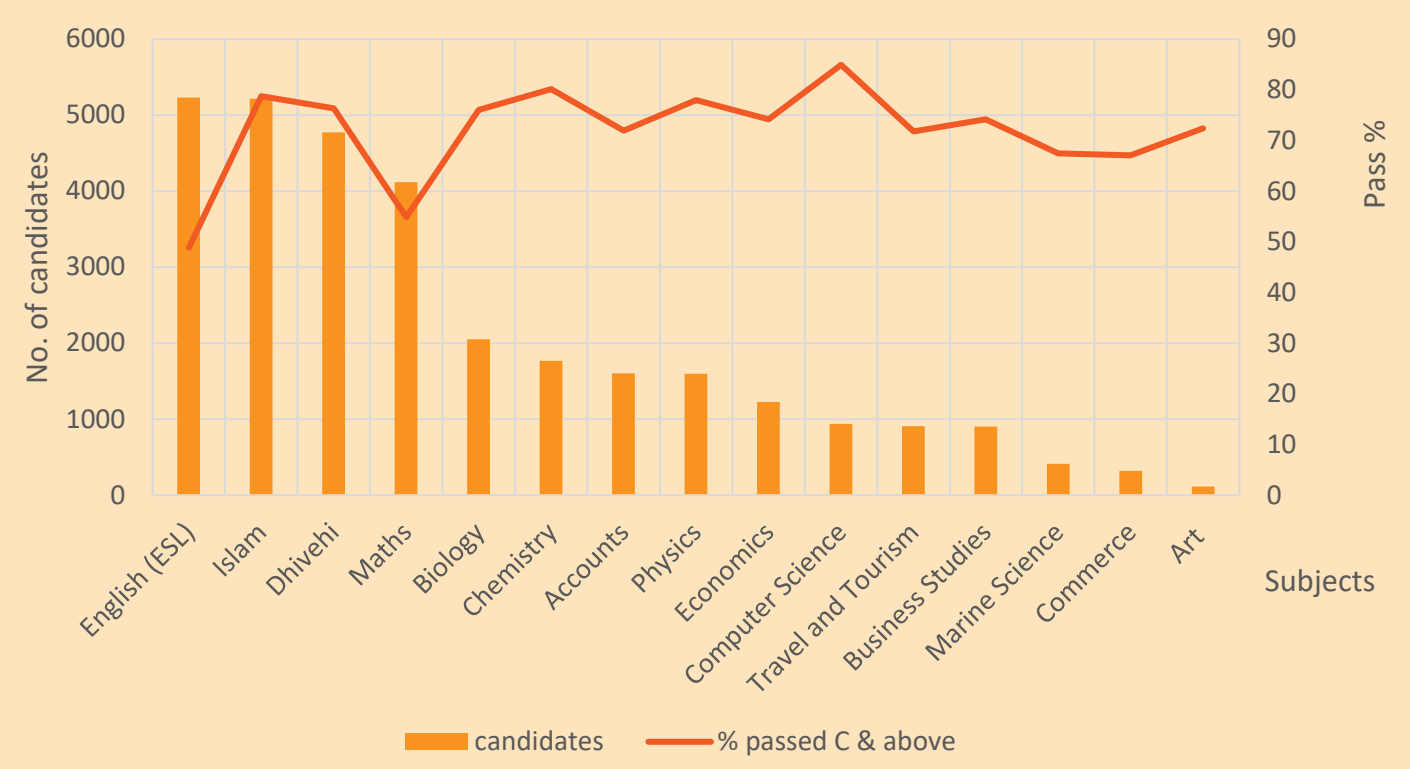
HIGHEST EDUCATIONAL ATTAINMENT OF YOUTH BY FIELD OF STUDY



Highest academic/vocational certificate achieved by youth population

	15 - 24 years	18 - 34 years
O'level	15,854	29,555
A' Level	4,942	6,266
Diploma	4,737	12,591
Degree and Above	997	5,020
No Certificate	6,824	10,508

STUDENTS SAT IN O'LEVELS AND PERCENTAGE PASSED, BY KEY SUBJECTS, 2019

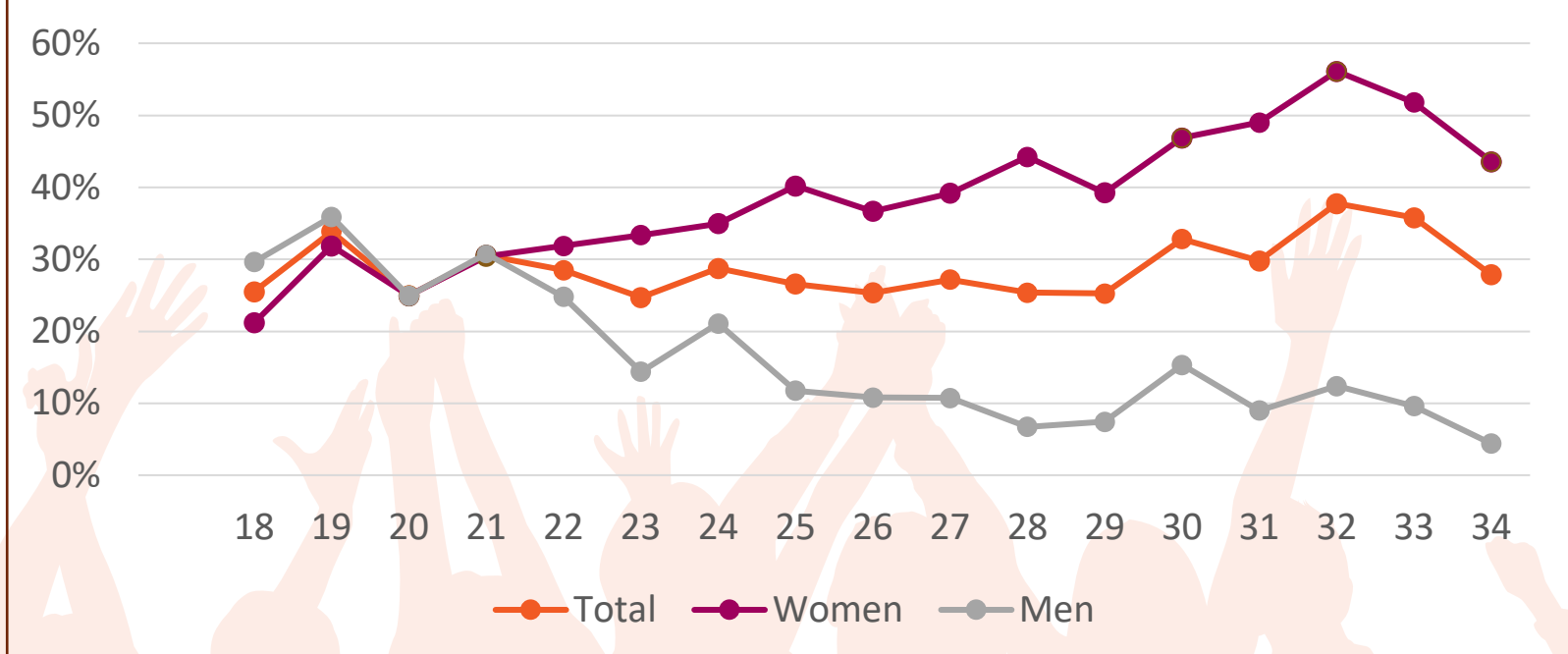


Higher secondary enrolment is low with gross enrolment ratio below 50. In 2019 there were 16,167 students in lower secondary while it was 3,776 at higher secondary.

YOUTH NOT IN EDUCATION, EMPLOYMENT OR TRAINING (AGED 15-24 YEARS)

24.4% 20.6%

YOUTH NOT IN EMPLOYMENT, EDUCATION OR TRAINING (NEET)
Household Income and Expenditure Survey 2016



29% of the youth remains without been engaged in any employment, education or training (NEET). NEET is similar for men and women below 22 years. A higher NEET rate is among women after 22 years and is an indication of their time being taken up in unpaid domestic work such as cooking, taking care of family members.

Labour Force (International definition)



Employed
26,064



**Unemployed
(Seeking and Available)**
4,940

UNEMPLOYMENT RATE

15-17 years 17.0%	18-19 years 25.1%	20-24 years 13.4.0%
-----------------------------	-----------------------------	-------------------------------

Outside of the Labour force

7,324 Available but not seeking	308 Seeking but not available	25,563 Not Seeking and not Available
---	---	--



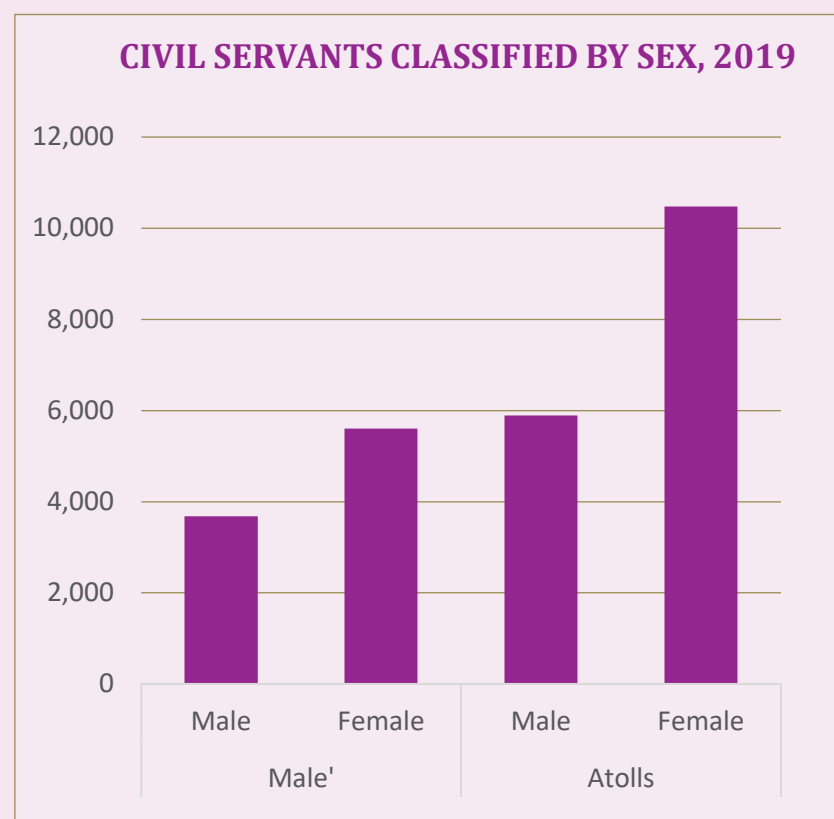
7%

Proportion of time spent on unpaid domestic and care work

Civil Servants, 2019

Civil servants aged 15-34 years accounted for 11,671 in 2019.

Highest numbers 5,157 were aged 30-34 years



TOP 5 OCCUPATIONS OF YOUTH EMPLOYMENT

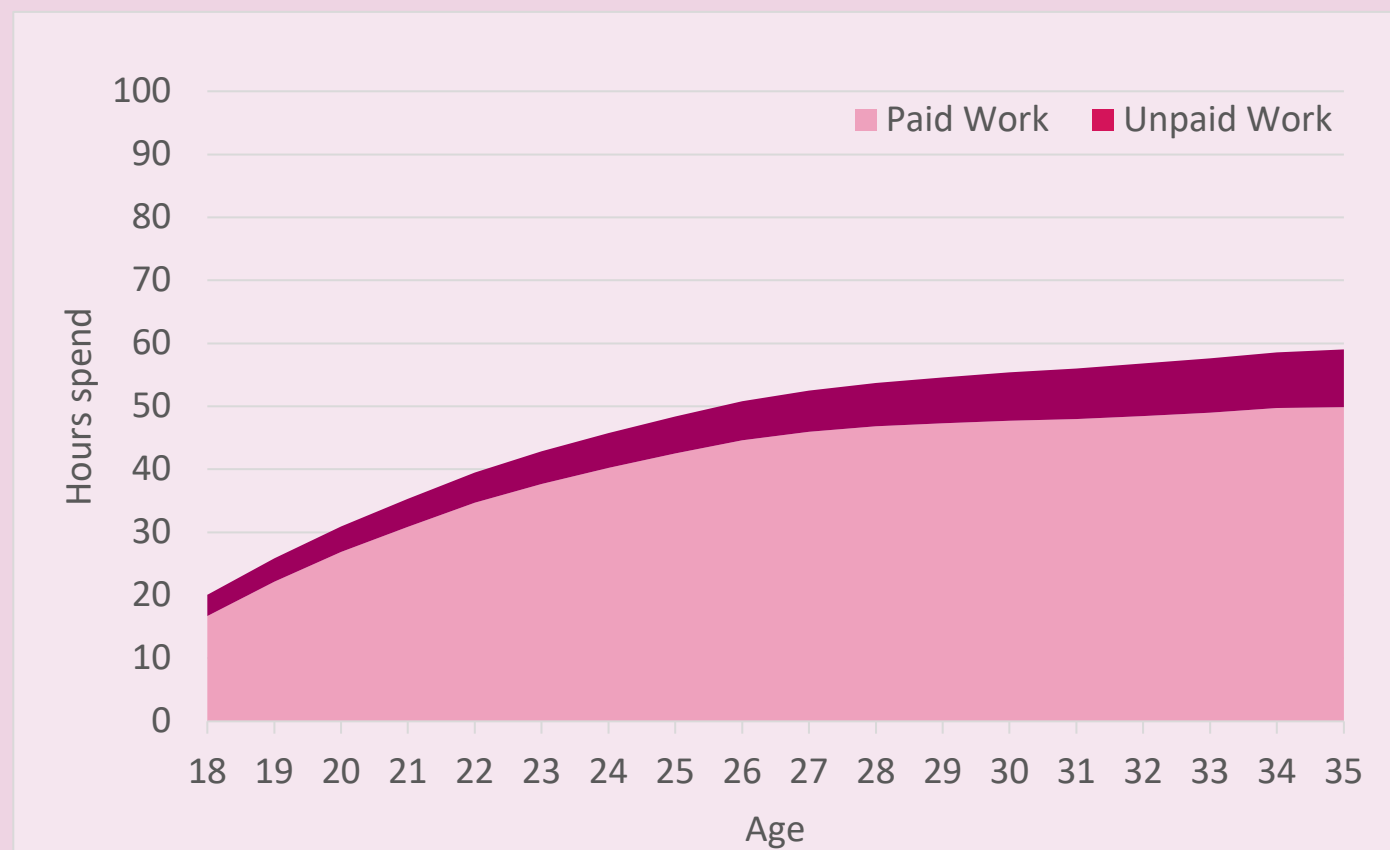
Household Income and Expenditure Survey 2016 18 - 34 Years

Service and sales workers	12,766
Professionals	11,257
Technicians and associate professionals	11,113
Clerical support workers	10,437
Craft and related trades workers	6,306

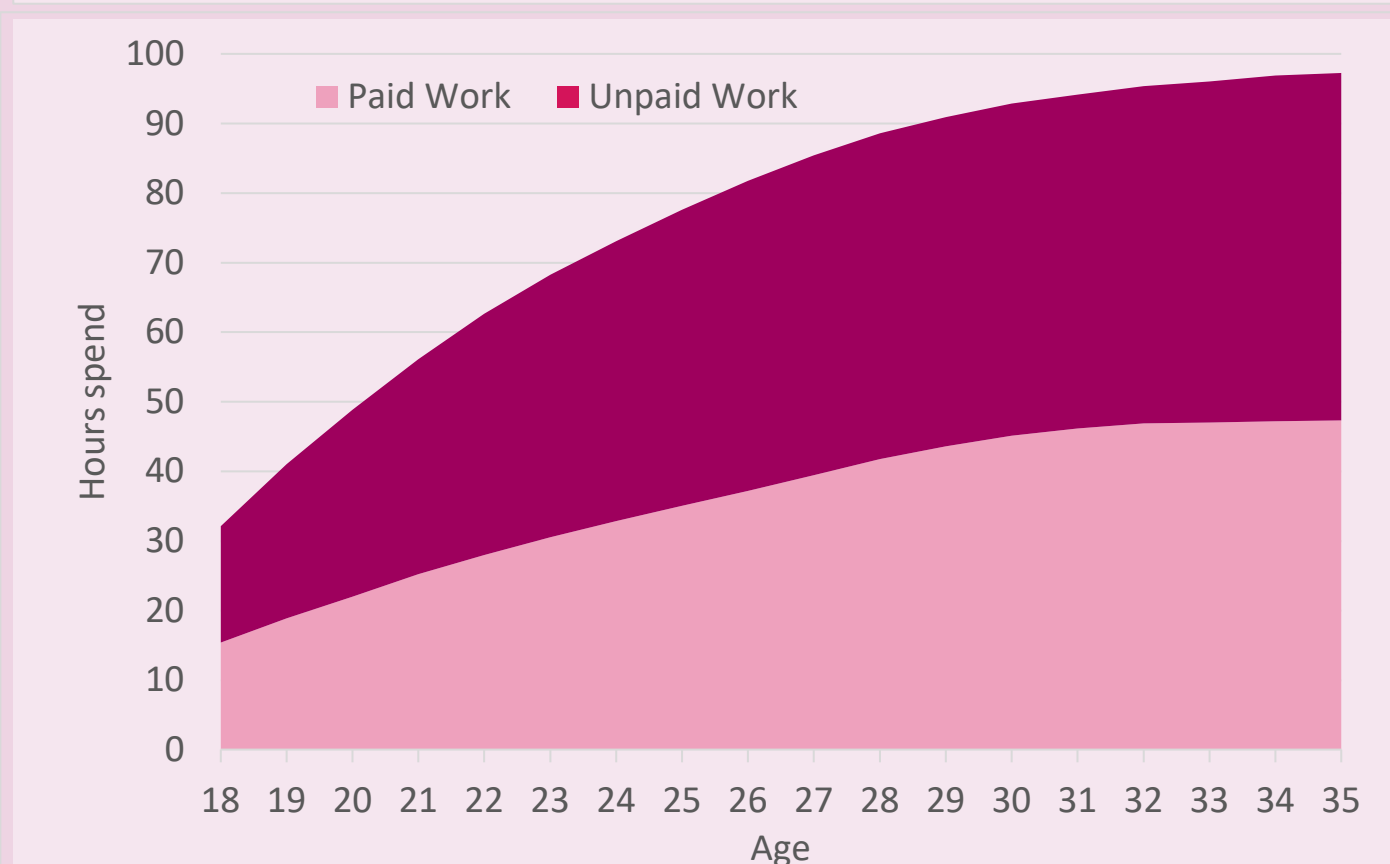
UNPAID WORK

Additional info derived from Maldives National Transfer accounts (NTA), 2016

YOUTH MEN



YOUTH WOMEN



*Women spend more hours in unpaid work than men
Youth age women spend almost 77 hours per week (on average) on both paid work and in unpaid household work*

TOP 5 INDUSTRIES OF YOUTH EMPLOYMENT

Household Income and Expenditure Survey 2016

	18 - 34 Years
Public administration and defence; compulsory social security	11,159
Education	9,891
Wholesale and retail trade; repair of motor vehicles and motorcycles	9,564
Transportation and storage	6,502
Manufacturing	4,820

YOUTH ASSET OWNERSHIP

Household Income and Expenditure Survey 2016

