



National Bureau of Statistics

Ministry of Finance & Treasury

Male', Republic of Maldives



CHILDREN
IN
MALDIVES



DEMOGRAPHIC PROFILE of Children

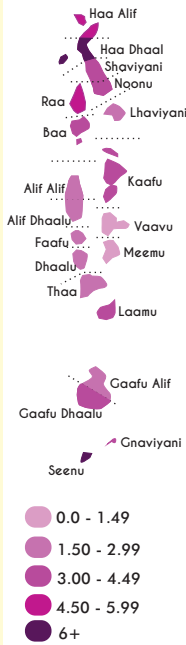
In Maldives, children are those aged between 0 to 17 years. Nationally, the child population has decreased from 39 percent to 33 percent between 2006 and 2014.

Parents Alive

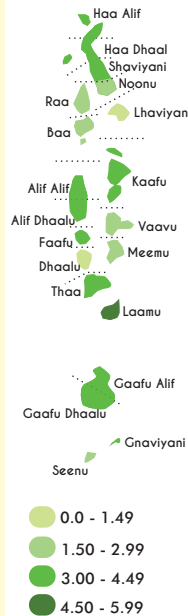
On average for more than **90%** of the children their parents are alive. However in L and GDh Atoll, for a significant number of children one of their parents are alive.

Child population across country

Out of the total child population, 35% (37,257) is concentrated in Male', 7% (7,237) in Haa Dhaal followed by 6% (6,686) in Addu (S).



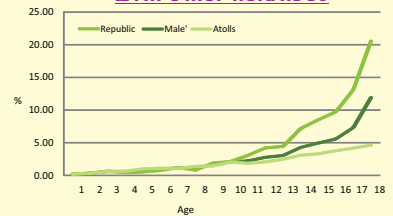
The overall sex ratio of children under 5 is 110 boys to 100 girls. It is observed that more boys are in all Atolls than girls. The highest sex ratio of children under 5 is observed in Laamu Atoll with 127 boys to 100 girls.



Living Arrangement of Children

Census 2014 results showed that majority of the children are living with **both parents (68.2%)** followed by children living with only their **mother (18.9%)**.

Living Arrangement of Children with Other Relatives



In Atolls, the children living with their mother only are noticeably high (22%) compared to Male' (12%).

This could be as most of their fathers are working in resorts/ other islands. If we further look into children living with their relatives (other than their parents), it is significantly high in Male' than in Atolls.

This could possibly be due to the fact that most of them come to Male' to pursue education and stay with their relatives. This trend is observed for children in their teenage years.



EDUCATION of Children

Literacy of Children (10 years and above)

(10-17 years)

Literacy Rate (Mother tongue)

Republic	96.1%	94.6%
Male'	97.1%	96.1%
Atolls	95.6%	93.9%

Literacy of girls are higher compared to the boys.

Children currently not studying

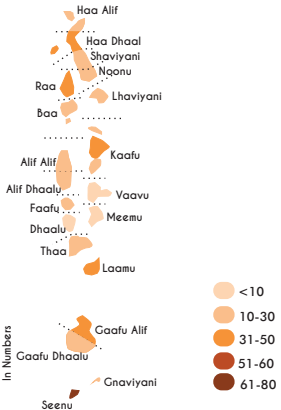
Primary School age Children currently not studying (age 6-12 years) **254** | 122 132

0.63% Population aged 6 - 12 years 0.65%

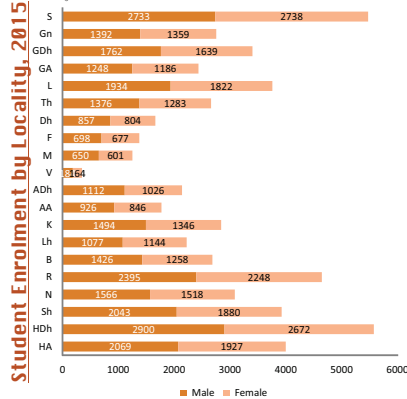
Lower Secondary School age Children currently not studying (age 13 - 15 years) **368** | 126 242

1.6% Population aged 13 - 15 years 2.9%

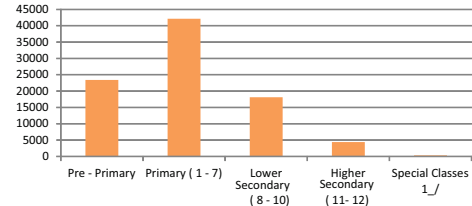
Children not Studying (5 - 15 years)



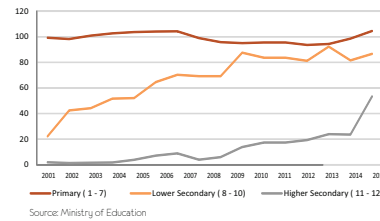
Source: Ministry of Education



School Enrolment by Education Level, 2015



Net Enrolment ratio by Education Level, 2001 - 2015



School Attendance at Age 5 **98%**

Sex Ratio (Males per 100 Females)

School attendance	104 : 100
Attending training institutions	106 : 100
Other modes of study	90 : 100

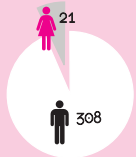
Student Attendance Rate

	Gross	Net
Primary School (Grade 1 - 7, age 6 - 12)	95	86
Lower Secondary School (Grade 8 - 10, age 13 - 15)	100	74
Higher Secondary School (Grade 11 - 12, age 16 - 18)	52	32



CHILD Protection

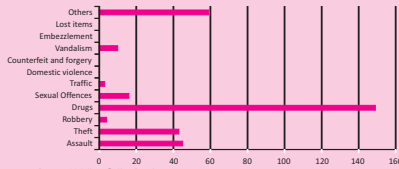
Crime and Children



Children Detained by Sex, 2014

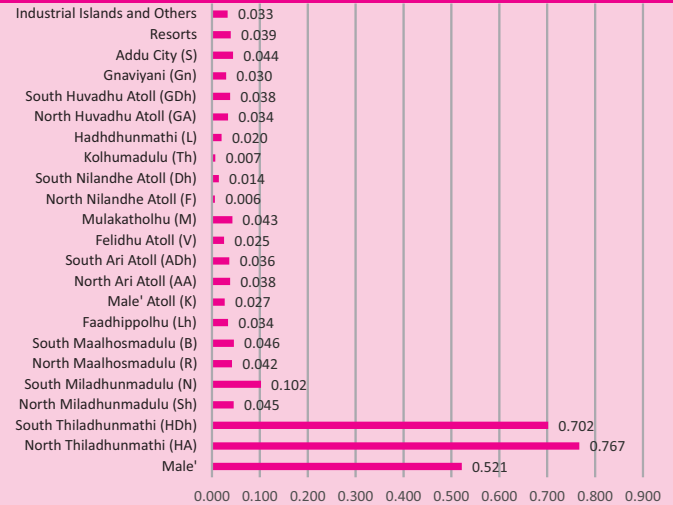
Source: Maldives Police Services

Children Detained by type of offence, 2014



Source: Maldives Police Services

Percentage of employed children by Atolls out of total employed population



Children and Marriage



Married Children 15 -17 years

106



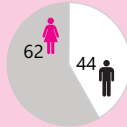
Ever Married Children 15 -17 years

111

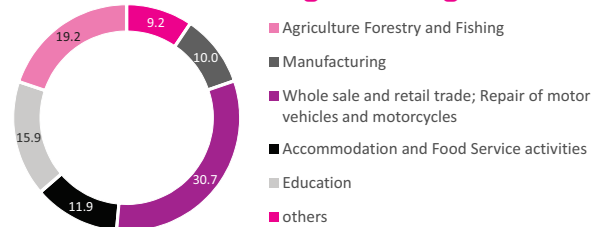


Total Number of girls 15 - 17 years who has given birth

54



Children in employment by industry



Children in Employment

Out of the total 15-17 population, **1878** of them are employed. This is **1.29%** of the total employed population. Among this age group, majority of employed children are in HA Atoll followed by HDh Atoll and Male'. Among those employed in HA Atoll, **35%** of children are currently studying.

Out of the employed children majority (30%) are engaged in trade sector. 15 % of them are engaged in Education. Notable children are engaged in the accommodation and food service activities.

