

WOMEN in Maldives: Marriage and Fertility

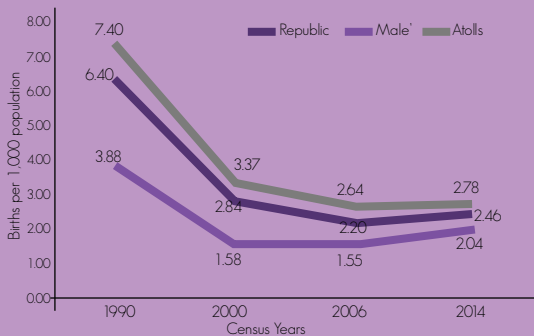
General Fertility Rate (GFR)

	Republic	Male'	Atolls
2000	86	46	104
2006	64	44	77
2014	81	66	101

The results of the Census-2014, show that GFR was 81 births per 1000 women of reproductive age and there was an increase of 17 births per 1000 women of age 15-49 as opposed to Census-2006. In comparison to 2000 it has gone down by 5 births per 1000 women of age 15-49 in Census-2014

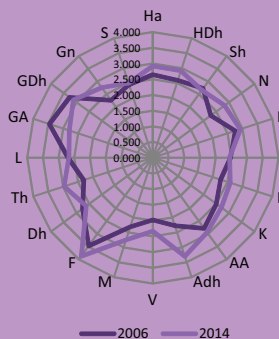
Total Fertility Rate (TFR)

Total Fertility Rate (TFR) by Atolls 2014



Total Fertility Rate (TFR) represents the average number of children a cohort of women would have at the end of their reproductive years if they had children according to a set of age-specific fertility rates pertaining to a particular year. TFR of 2.1 denotes replacement level fertility demographically. The TFR for the country was 2.5 births per 1,000 women in Census-2014, up from 2.2 births in Census-2006.

Total Fertility Rate (TFR) by administrative Atolls, Censuses of 2000, 2006 and 2014



The geographical pattern in the Maldives very clearly shows that the fertility distribution have risen in 7 Atolls and went down in 3 Atolls. between Census-2006 and Census-2014.

Age at the birth of first child

The median age at the birth of first child among women aged 15-49 for the Republic was 21 years in Census-2014

Locality	Median age at the birth of first child
Republic	21
Male'	22
Administrative Islands	20

Gross Reproduction Rate (GRR)

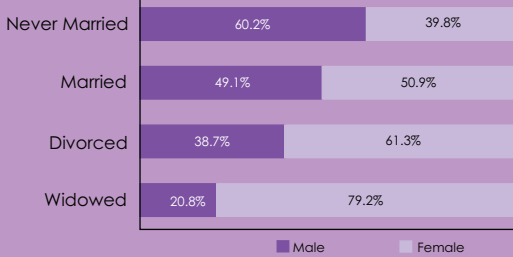


The number of daughters born per 1000 women went down since 2000. This is true for Male' as well as for Atolls. The number of daughters born per 1000 women was 1.1 in 2014 which is a slight increase from 1.0 in Census-2006. The decrease in Atolls between 2006 and 2014 is 0.22.

WOMEN in Maldives: Marriage and Fertility

Less women among never married...

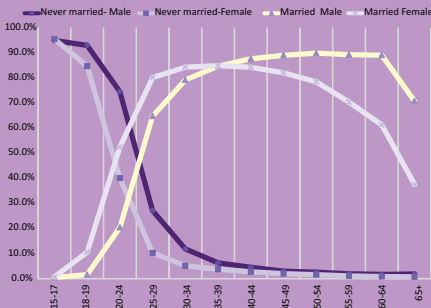
Among the resident Maldivian population more females are married (51%) than Males (49.1%). Also majority of the widowed population are women with 79.2% when compared with the widowed males of 20.8%. Even in the divorced population, proportion of women divorced (61.3%) are higher than proportion of divorced men (38.7%). From the marital status categories, males are only dominating in the proportion never married category with 60.2%.



More men stay married beyond age 40 years...

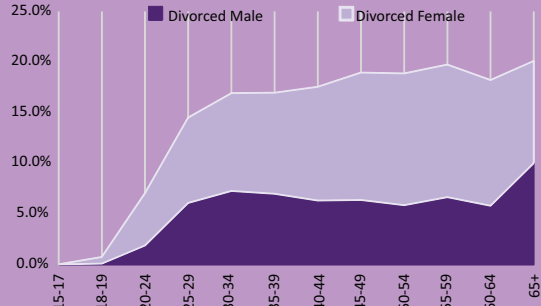
Legally the marital age in Maldives is 18 years. Unlike males, a higher proportion of females tend to marry at an earlier age. As such the highest increase in the share of married population among females is from age groups 18-19 (10.5%) to age group 20-24(52.5%), an increase of 42 percentage points.

For Females beyond age 20 years, proportion of married exceeds that of proportion never married. Among males beyond age 25, proportion married is higher than proportion never married. Below age 35 the proportion of married women are higher than males, where after the age 40 years and over the proportion of married women are less than males.



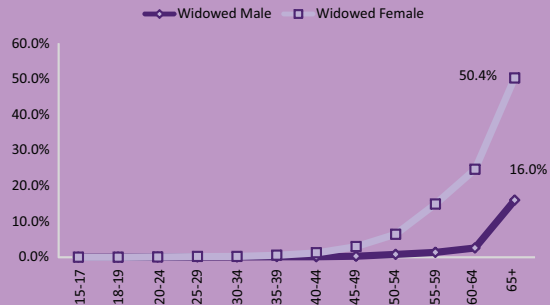
Proportion of women among divorced are higher...

Within all age groups the proportion of persons divorced is higher among females and after the age group 35-39 the percentage of divorced population among females are substantially higher than the male population.




More women are widowed...

Irrespective of sex, the age structure shows that the widowhood increases with age and is more prominent among females. It is striking to see that percentage widowed for age 65 plus is only 16% for men while it is at 50.4% for women.



Women tend to marry at an earlier age...

Mean age at Marriage for Male is,
25.8 years



Mean age at Marriage for Female is,
22.5 years