

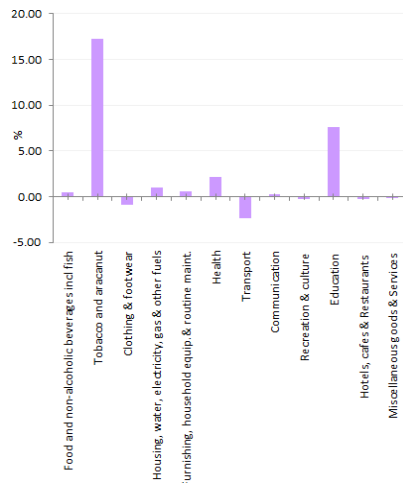
CONSUMER PRICE INDEX

MALDIVES

ANNUAL 2015

TIME OF RELEASE: THURSDAY 4 FEBRUARY 2016

CPI annual change by categories (2014 to 2015)

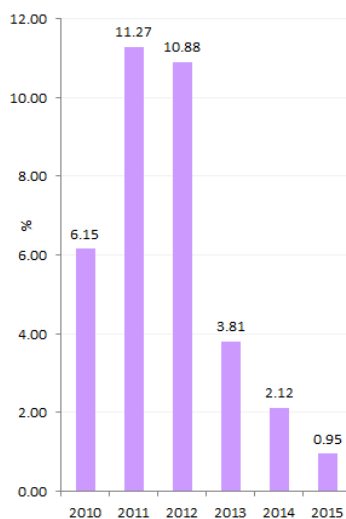


KEY FIGURES (2014 to 2015)

Inflation rates : Republic

	2013 to 2014 % change	2014 to 2015 % change
All groups CPI (Total)	2.12	0.95
Food and non-alcoholic beverages incl fish	0.72	0.48
Tobacco and aracanut	2.22	17.25
Clothing & footwear	0.93	-0.90
Housing, water, electricity, gas & other fuels	3.07	1.03
Furnishing, household equip. & routine maint.	-1.03	0.61
Health	9.24	2.14
Transport	3.13	-2.33
Communication	1.25	0.27
Recreation & culture	3.41	-0.24
Education	4.56	7.63
Hotels, cafes & Restaurants	4.66	-0.22
Miscellaneous goods & Services	-0.12	-0.16
CPI analytical series		
Total excluding fish	2.16	1.09
Food and non-alcoholic beverages excl fish	0.29	0.90
Fish	1.71	-0.47
Actual rentals for housing	4.28	3.52

All groups CPI annual change (2010 to 2015)



KEY POINTS

THE ALL GROUPS CPI

- The Consumer Price Index for all groups CPI rose by +0.95% in 2015, compared to the rise of +2.12% in 2014.
- The index for all items excluding fish rose by +1.09% in 2015 compared to the rise of +2.16% in 2014.

OVERVIEW OF THE CPI MOVEMENTS

INQUIRIES

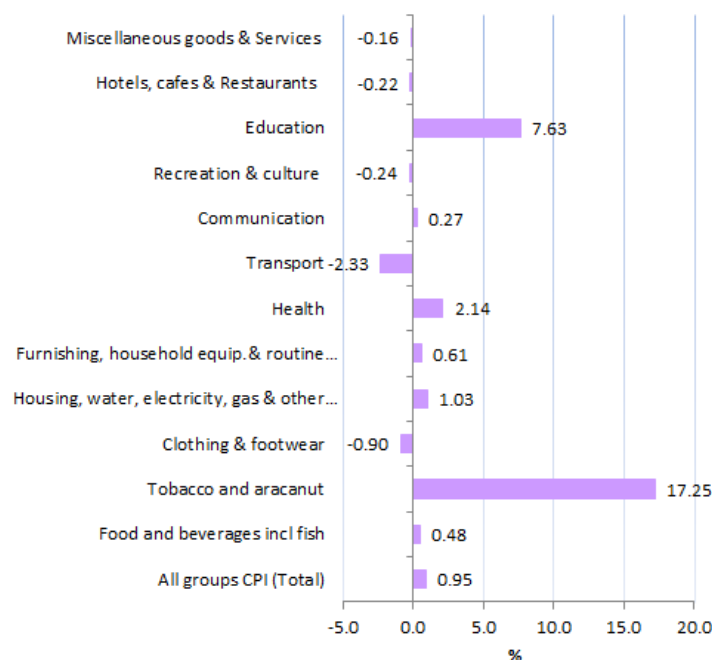
For further information about CPI and related statistics, please contact the National Bureau of Statistics at 3349497 or email:

info@stats.gov.mv

- The most significant price increase in 2015 were from tobacco and aracanut (+17.25%) followed by education (+7.63%) and health (+2.14%). Furthermore actual rentals for housing price increased by + 3.52%.
- The most significant price fall recorded in 2015 was from transport (-2.33%) and clothing and footwear (-0.90%).

CHANGE IN CPI - Annual 2015 - Republic

TOTAL PERCENTAGE CHANGE FROM PREVIOUS FINANCIAL YEAR, DISPLAYING ALL CPI GROUPS FOR REPUBLIC (2014 to 2015)



TOBACCO AND ARACANUTS
(+17.25%)

The Tobacco and Aracanuts group registered an inflation of +17.25% in 2015 when compared to 2014. The main reason for this huge increase were due to increase in prices of aracanut by +26.18%, cigarettes by +17.87% and roasted aracanut packets by +3.64%.

EDUCATION
(+7.63%)

The Education group has registered an inflation of +7.63%. The main reason for this increase is due to increase in prices of quran class fee by +17.44% and secondary school fee by +11.77%. Additionally primary school fee increased by +7.14% and pre school fee went up by +5.29%

HEALTH
(+2.14%)

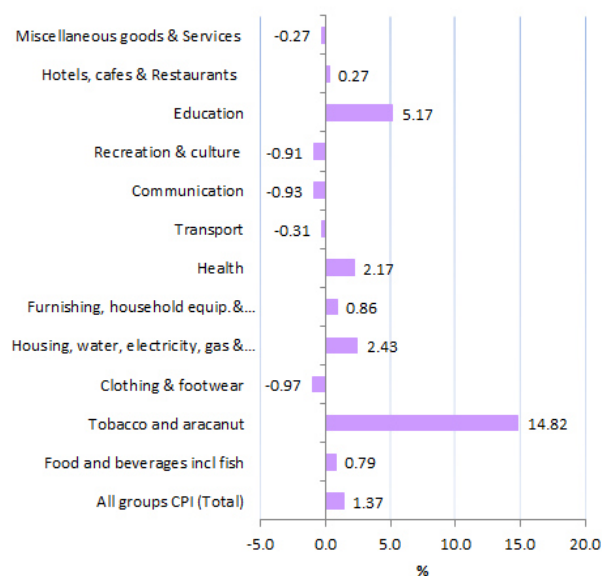
The Health group has registered an inflation of +2.14%. The main reason for this increase is due to rise in prices of moove cream by +12.92% and panadol tablet by +10.99%. Furthermore price surge was seen in dental filling by +9.50%, HB blood test by +6.50%, zental syrup by +5.94%, chest X ray by +4.58% and strepsil by +3.52%. This rise was partially offset by fall in price of digene by -2.35%.

TRANSPORT
(-2.33%)

The Transport group registered a deflation of -2.33%. The main reason for this decrease were due to decrease in price of diesel by -26.76%, petrol by -23.36% and international air fare - Male' - Trivandrum- Male' by -2.74%. This fall was somewhat compensated by rise in prices of International air fare - Male' - Colombo - Male' by +11.97% and maintenance and repair services of motorcycles by +2.31%.

CHANGE IN CPI - Annual 2015 - Male'

TOTAL PERCENTAGE CHANGE FROM PREVIOUS FINANCIAL YEAR, DISPLAYING ALL CPI GROUPS FOR MALE' (2014 to 2015)



From all the groups in Male' the most significant price increase was from tobacco and aracanut followed by education group, housing, water, electricity, gas and other fuels and health.

TOBACCO AND ARACANUTS (+14.82%)

The Tobacco and Aracanuts group registered an inflation of +14.82% in 2015 when compared to 2014. The main reason for this huge increase were due to increase in prices of cigarette by +17.95%, aracanut by +15.89% and roasted aracanut packets by +8.18%.

EDUCATION (+5.17%)

The Education group has registered an inflation of +5.17%. The main reason for this increase is due to increase in prices of pre school fee by +12.21%, primary school fee by +11.49% and secondary school fee by +5.78%

HOUSING, WATER, ELECTRICITY, GAS AND OTHER FUELS (+2.43%)

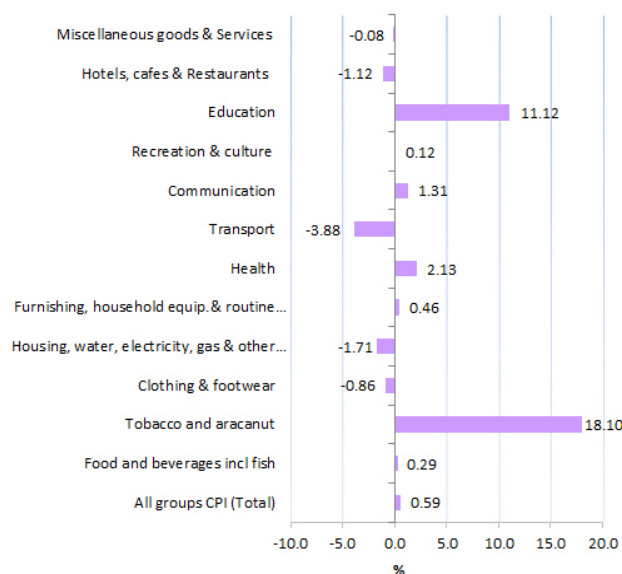
The Housing, water, electricity, gas and other fuels group has registered an inflation of +2.43%. The main reason for this increase is due to increase in prices of garbage collection by +14.18%, construction charge by +7.92% and rent by +4.29%. This rise was somewhat offset by the fall in prices of electricity charge by -10.76% and paint by -2.13%

HEALTH (+2.17%)

The Health group has registered an inflation of +2.17%. The main reason for this increase is due to increase in prices of moove cream by +20.12%, panadol tablet by +12.61% and dental filling by +9.50%. Likewise price increase was seen in strepsil by +9.09%, HB blood test by +6.50% and chest X ray by +4.58%. This rise was partially offset by fall in price of digene by -7.61%.

CHANGE IN CPI - Annual 2015 - ATOLLS

TOTAL PERCENTAGE CHANGE FROM PREVIOUS FINANCIAL YEAR, DISPLAYING ALL CPI GROUPS FOR ATOLLS (2014 to 2015)



From all the groups in Atolls the most significant price increase was from tobacco and aracanut followed by education and health. Additionally there was a notable price decrease in transport group.

TOBACCO AND ARACANUTS (+18.10%)

The Tobacco and Aracanuts group registered an inflation of +18.10% in 2015 when compared to 2014. The main reason for this huge increase were due to increase in prices of aracanut by +28.45% and cigarettes by +17.85%.

EDUCATION (+11.12%)

The Education group has registered an inflation of +11.12%. The main reason for this increase is due to increase in prices of quran class fee by +25.77%, secondary tuition fee by +24.81% and primary tuition fee by +2.19%

HEALTH (+2.13%)

The Health group has registered an inflation of +2.13%. The main reason for this increase is due to increase in prices of moove cream by +10.89%, panadol tablet by +10.47% and dental filling by +9.50%. Furthermore price increase was seen in zental syrup by +7.75%, HB blood test by +6.50% and chest X ray by +4.58%.

TRANSPORT (-3.88%)

The Transport group registered a deflation of -3.88%. The main reason for this decrease were due to decrease in price of diesel by -26.43%, petrol by -22.83%, motorcycle by -3.30% and international air fare - Male' - Trivandrum - Male' by -2.76%. This fall was partially compensated by rise in prices of maintenance and repair services of motorcycles by +3.21% and International air fare - Male' - Colombo - Male' by +11.97%.

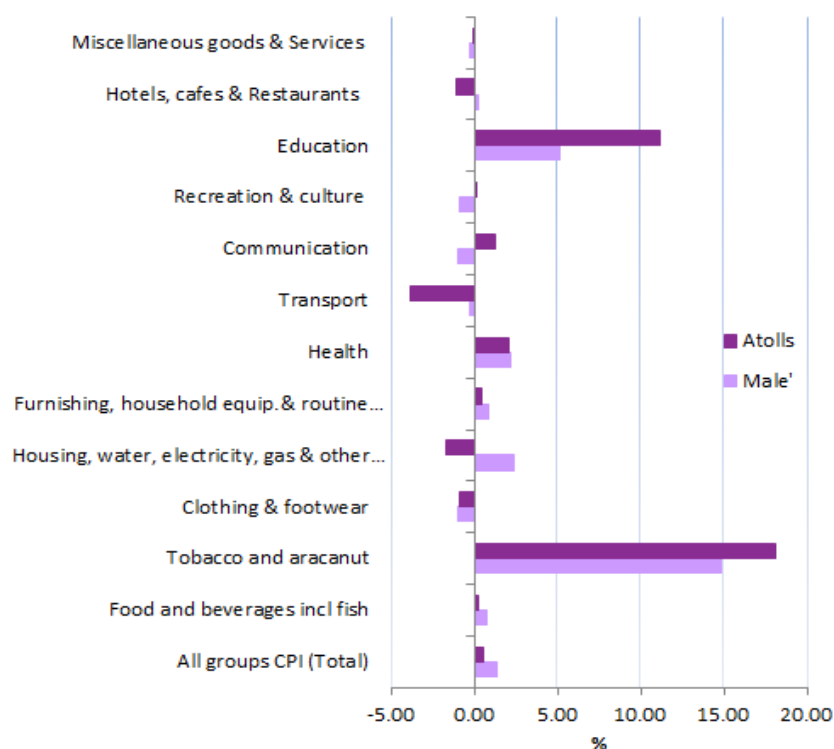
COMPARISON BETWEEN MALE' AND ATOLLS

Inflation rates : Male' & Atolls

2014 to 2015

	% change	
	Male'	Atolls
All groups CPI (Total)	1.37	0.59
Food and non-alcoholic beverages incl fish	0.79	0.29
Tobacco and aracanut	14.82	18.10
Clothing & footwear	-0.97	-0.86
Housing, water, electricity, gas & other fuels	2.43	-1.71
Furnishing, household equip.& routine maint.	0.86	0.46
Health	2.17	2.13
Transport	-0.31	-3.88
Communication	-0.93	1.31
Recreation & culture	-0.91	0.12
Education	5.17	11.12
Hotels, cafes & Restaurants	0.27	-1.12
Miscellaneous goods & Services	-0.27	-0.08
CPI analytical series		
Total excluding fish	1.51	0.72
Food and non-alcoholic beverages excl fish	1.30	0.66
Fish	-0.29	-0.59
Actual rentals for housing	4.29	-10.00

TOTAL PERCENTAGE CHANGE FROM PREVIOUS FINANCIAL YEAR, DISPLAYING ALL CPI GROUPS FOR MALE' AND ATOLLS (2014 to 2015)



Price change in all the major groups for Male' and the Atolls showed a similar pattern as both tend to move in the same direction with the exception of housing, water, electricity, gas and other fuels group, communication group, recreation and culture group and hotels, cafes and restaurant group.

ANNUAL CPI, 2015

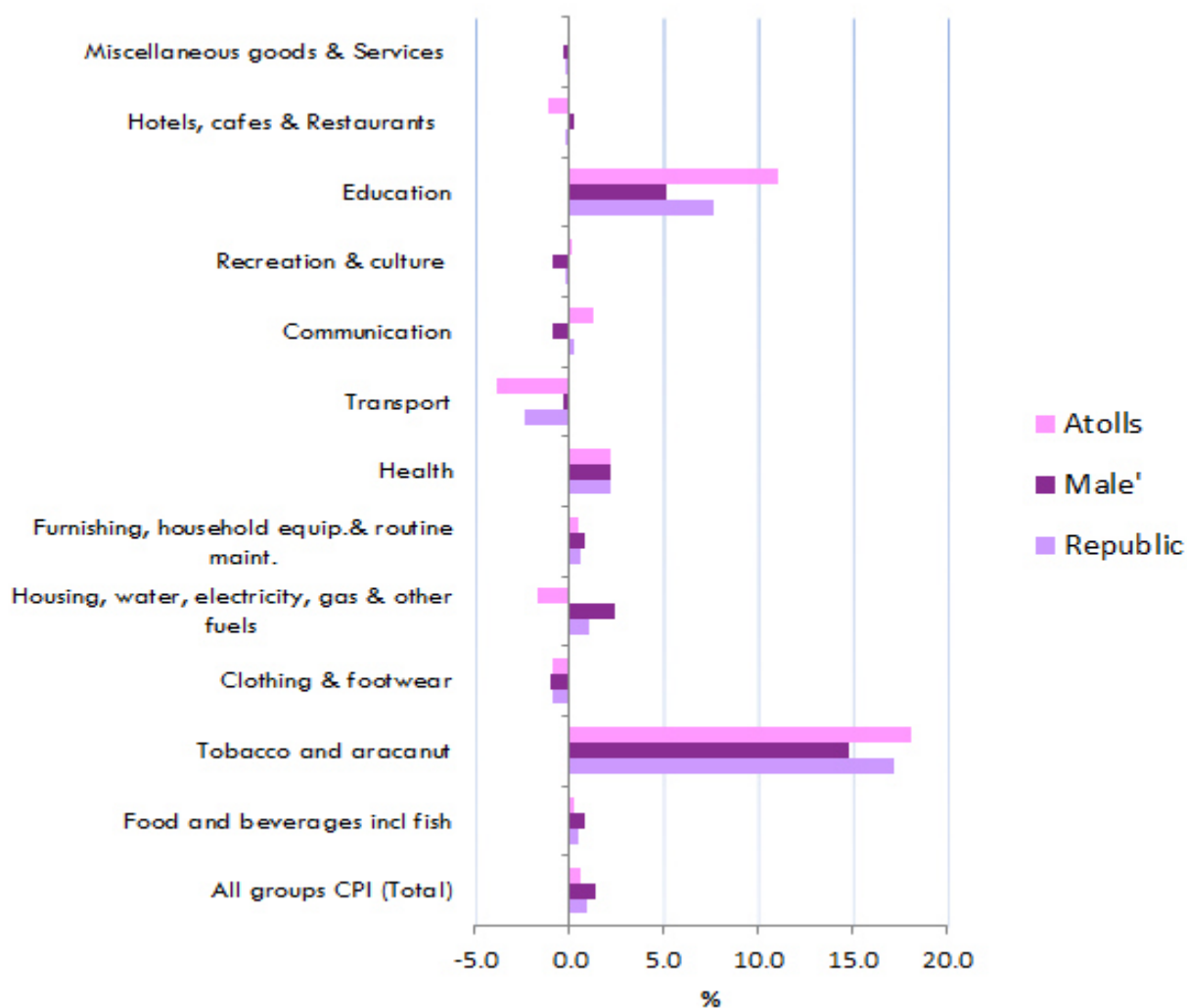
ALL GROUPS CPI, All groups index numbers and percentage changes

	Index number (a)		Percentage change
	2014	2015	2014 to 2015
Republic	105.38	106.38	0.95
Male'	105.92	107.37	1.37
Atolls	104.92	105.54	0.59

(a) Base of each index: June 2012=100

Annual inflation rate for republic for 2014 was 2.12%, while it stood at 0.95% for 2015, which is a slightly lower rate compared to 2014.

PERCENTAGE CHANGES (from previous year)



LIST OF TABLES

CONSUMER PRICE INDEX

1. CPI groups and sub-group, Republic
2. CPI groups and sub-group, Male'
3. CPI groups and sub-group, Atolls
4. CPI groups, sub-group and expenditure class, Republic (available only on website)
5. CPI groups, sub-group and expenditure class, Male' (available only on website)
6. CPI groups, sub-group and expenditure class, Atolls' (available only on website)
7. Analytical series (available only on website)
8. All groups CPI (Total), index numbers (available only on website)
9. All groups CPI (Total), Percentage changes (available only on website)
10. CPI groups, Index numbers (available only on website)
11. CPI groups, Percentage changes (available only on website)