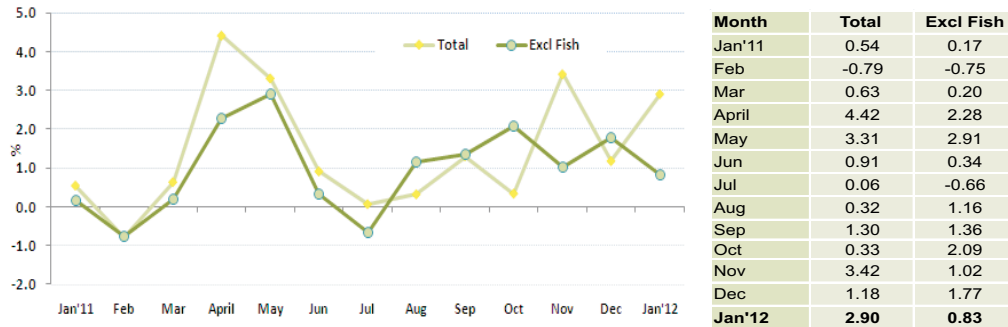


### 1. Inflation Rate of Male' (Monthly): December 2011 compared to January 2012

To measure month to month inflation, this month's index is compared with the previous month inflation (for e.g :January '12 /December '11). The monthly inflation for January 2012 is 2.90% and 0.83% is the total excluding fish.

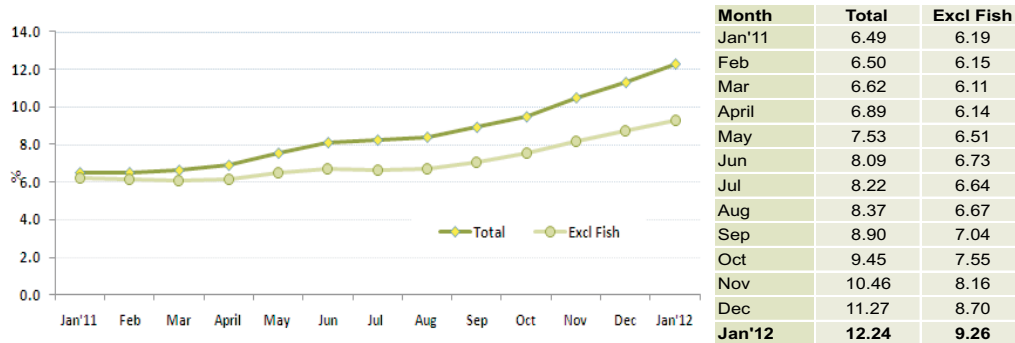
Figure 7. Monthly Inflation Rate of Male',December 2011 - January 2012 (compared to the previous month)



### 2. Inflation Rate of Male' (Annualized): February '11 to January '12 /February '10 to January '11

The annualized inflation rate for any month compares the average for the 12 monthly indices with that of the preceding 12 months (Eg: February '11 to January '12 / February '10 to January '11). This index shows an annual inflation of 12.24%, and the annualized total excluding fish is 9.26%.

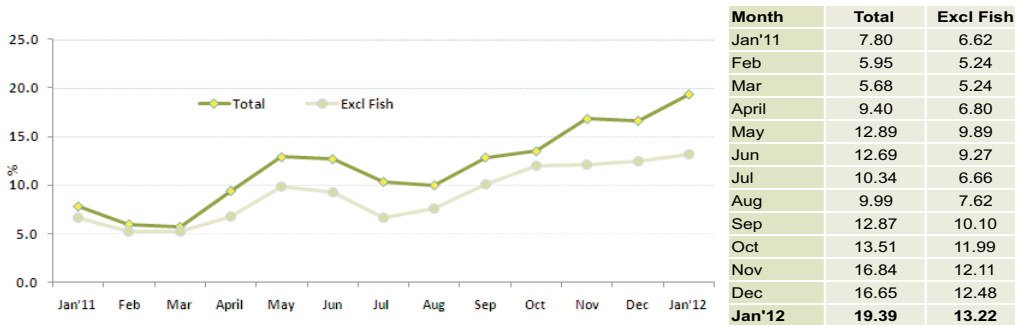
Figure 8. Inflation Rate of Male', February 2011 - January 2012 (compared to the past 12 month period)



### 3. Inflation Rate of Male' (month on month): January '12/January '11

To measure the month on month change at one point in time, the index of the month is compared with that of the same month in the preceding year (Eg :January '12 /January '11). The month on month index for January shows an inflation of 19.39% and the inflation excluding fish is 13.22%.

Figure 9. Inflation Rate of Male' January 2011 -January 2012 (compared to the same month of the previous year)



## CONSUMER PRICE INDEX - MALE'

Department of National Planning  
Ministry of Finance and Treasury

January 2012

Consumer Price Index-Male' January 2012

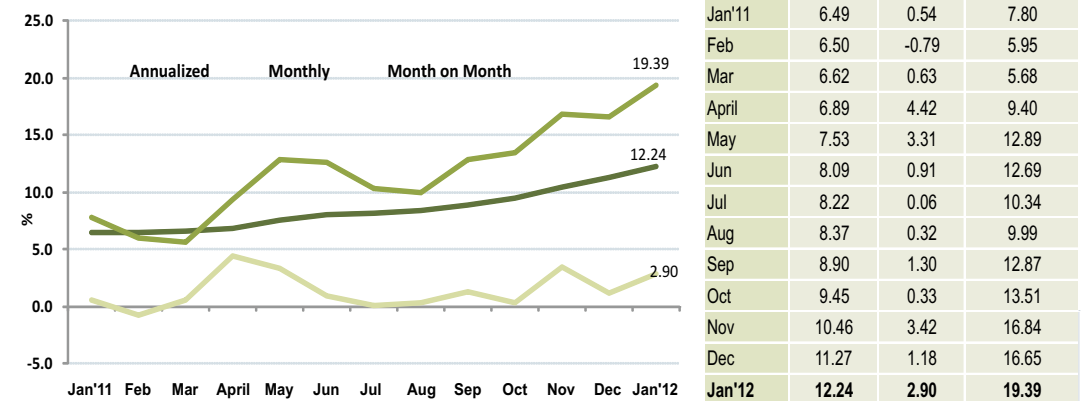
### Inflation Rate of Male'

The Consumer Price Index (CPI) for Male' rose at an annualized rate of 12.24 percent in January 2012. The inflation was driven mainly by, food & beverages, fish, transport, health and education categories.

Monthly CPI of January 2012 increased by 2.90 percent compared to December 2011. The inflation was mainly driven from Fish. Education, miscellaneous goods & services and furnishing household equipment also contributed to this inflation.

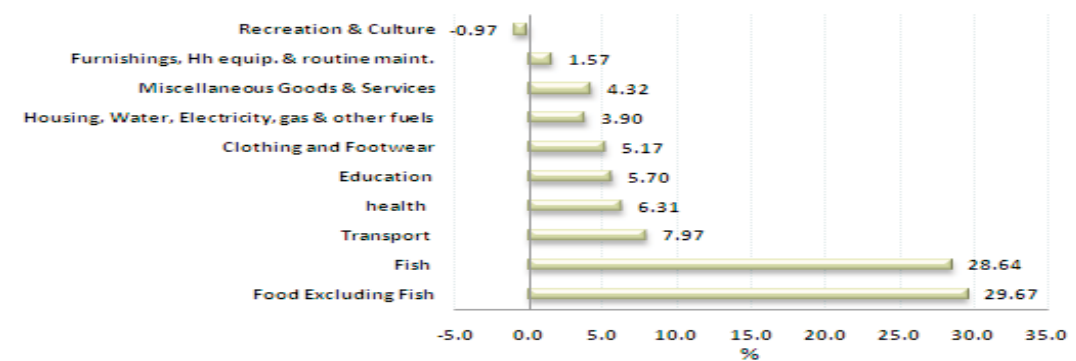
When January 2012 is compared to January 2011, the consumer price index increased by 19.39 percent. Fish category showed the highest inflation followed by tobacco and hotel, cafes & restaurants categories.

Figure 1: Inflation rates of Male', January-2012



### Sources of changes in CPI - Annualized

Figure 2: Sources of changes in January CPI - Annualized



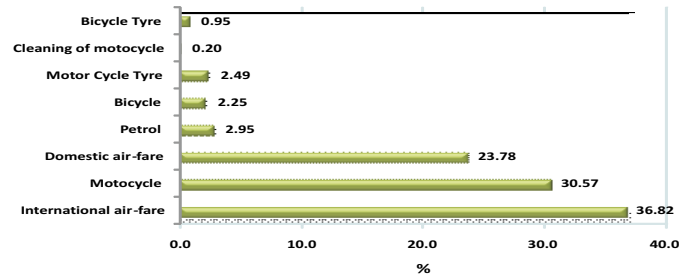
## Major contributors to the change in the CPI - Annualized basis

The largest upward contribution to the change in the annual CPI came from food & beverages which contributed 30%. Milk prices went up by 31% and both cooking oil and chicken sausage, prices went up by 29%. Other items in this category which showed a price increase above 25% were coke, chilli powder, chicken drumsticks, frozen chicken and marjerine. Items which registered a price increase between 20% and 25% were, biscuits, tea bags, watermelon, apollo, canned pineapple, milk powder, condensed milk, curry powder, chilli & garlic sauce, frozen beef, chilli powder, chilli sauce, nestum and nescafe coffee. In addition to this, aracunut prices went up by 50%, and cigarette price by 21%. On the other hand, ginger, onion, mango and dates prices decreased by 30%, 29%, 23% and 13% respectively. During this period mineral water prices also decreased.

The second largest upward contribution to the change in annual CPI came from fish category with 29%. Other tuna, skipjack tuna and reef fish went up by 60%, 54% and 49% respectively. Additionally smoked fish and canned tuna fish also contributed to this hike.

The third largest upward contribution to the change in the annualized CPI came from transport category by 8%. International airfare prices contributed highest to inflation of this category with 37%, while International airfare prices increased by 23%. Motorcycle prices contributed 30% to inflation of this category. Domestic airfare contributed 24%, while domestic airfare prices rose by 18%.

**Figure 3: Products contributing to the inflation: Transport category - Annualized**



## Change in the CPI - Month on Month

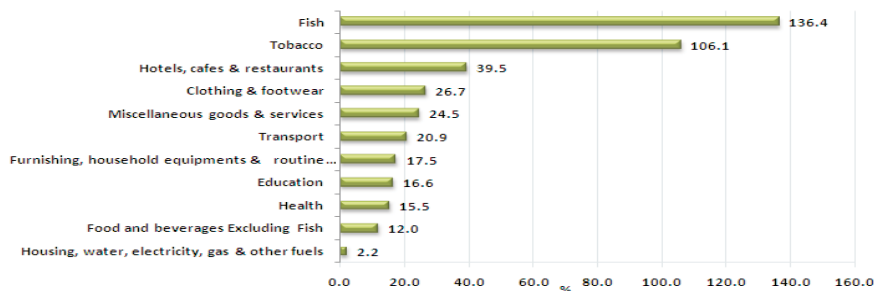
When January 2012 was compared to January 2011 most of the categories recorded an inflation. Fish showed the highest inflation with 136% followed by tobacco at 106%. The third highest category was hotels, cafes & restaurants which registered 40%.

As for fish, other tuna, skipjack tuna and smoked fish prices increased significantly. Additionally reef fish and dried fish chips prices went up by 95% and 30% compared to January 2011.

For the tobacco category, on average cigarette prices increased by 109% when compared to January 2011. Additionally aracunut prices went up by 104% (Rf 53 to Rf 108.19) when the two point of time were compared.

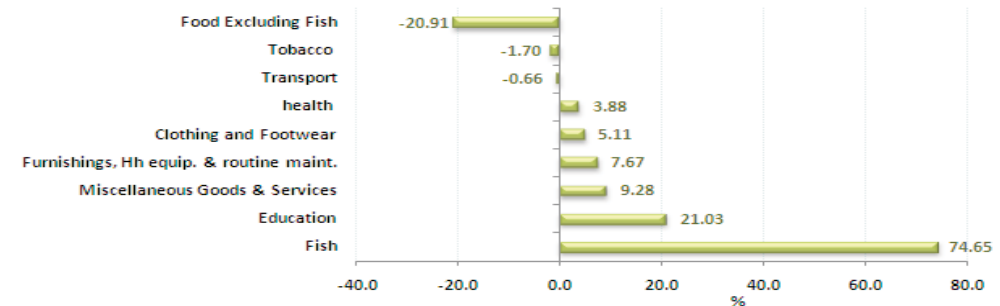
As for hotels, cafes & restaurants category, on an average breakfast meals prices went up by 63%. Additionally pizza prices and restaurant meals prices went up by 37% and 30% respectively.

**Figure 4: Inflation Rates by Major sectors - Month on Month basis**



## Main contributions to the change in the CPI - Monthly basis

**Figure 5: Sources of changes in January 2012 CPI - monthly**



Fish category pulled up the monthly inflation the most by contributing 75% to the inflation. Education category also pulled up the overall monthly inflation by 21% followed by miscellaneous goods & services and furnishing, household equipment & routine maintenance categories which contributed 9% and 8% respectively. However, food and beverages excluding fish category contributed a decreased 21% in January.

Education category contributed 21% to inflation due to increase in the price of school fees, which rose by 32% compared to December 2011.

The items which contributed most to the inflation of miscellaneous goods & services category were cosmetic treatment, toothpaste, facial cream, hair cut, baby cologne, soap and hair cream.

As for furnishing, household equipment & routine maintenance, water pump prices went up by 25% compared to December 2011. Additionally, washing power, refrigerator, linoleum and plastic chair also contributed to this hike.

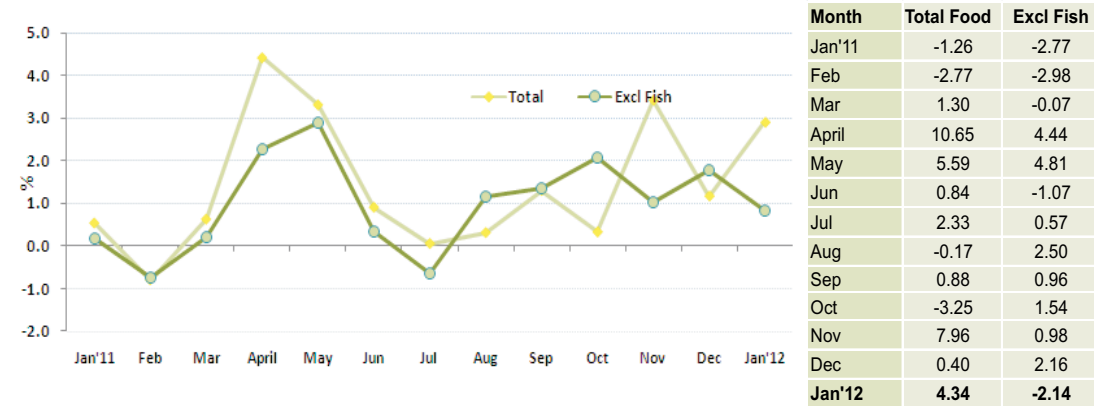
## Monthly inflation rate of food and beverages category

The monthly inflation rate for the food & beverages category is 4.34%. Food excluding fish category showed a deflation of 2.14%

As for food category, onion and cabbage prices decreased by 35% to 33% respectively in January when compared to last month. Additionally both egg and potato price declined by 28%. Candy, coconut, banana, green chilli and tomato prices declined significantly in January. While this decrease were the major factors in decline in the food excluding fish index, items which showed a price increase were tea bags, chilli powder, tomato sauce and baked beans.

The items which contributed most to the fish category were other tuna for which price rose by 49%. Smoked fish and skipjack tuna prices went up by 42% and 37% respectively during January 2012. Reef fish prices also contributed to this hike. However, dried fish chips prices declined by 14% in January.

**Figure 6: Inflation Rates of Food and Beverages - Monthly basis**



**Annex 1: Average Prices of Items which showed a significant change, CPI Male', January 2012**

Description	Specification	Unit	Annualized			Monthly			Month on Month	
			Average 12 monthly Price			Average Price		% Chn	Av Price	% Chn
			Feb2010- Jan2011	Feb 2011- Jan2012	% Chn	Dec2011	Jan2012	Dec2011 / Jan 2012	Jan 2011	Jan 2011/ Jan2012
<b>Food</b>										
Biscuits	Cream Cracker, Khong Guan	200 gram, packet	8.71	11.56	24.72	12.77	13.11	2.72	9.00	45.71
Biscuits	Marie Biscuit	400 Gram	15.63	18.68	16.35	21.17	22.15	4.60	15.91	39.21
Bread	Small Bread	1 Piece	10.04	12.11	17.05	12.39	12.46	0.58	10.17	22.60
Bread	Large	1 Piece	19.99	22.90	12.71	23.25	23.21	-0.15	20.00	16.07
Butter bun	butter buns / Packed	1 Piece	3.52	3.95	10.94	4.04	4.00	-1.11	3.44	16.03
Bun	Small Buns/ Un packed	1 Piece	0.47	0.54	13.46	0.54	0.54	0.00	0.46	18.58
Noodles	Mamee Noodles / Packet	85 Gram	3.47	4.02	13.80	4.23	4.19	-0.93	3.54	18.18
Chicken sausage	Chicken Sausage / Packed	340 Gram	15.05	21.44	29.82	23.14	23.78	2.78	16.70	42.40
Chicken drumsticks	Chicken drumstick	1 kg	49.21	66.73	26.25	79.71	80.13	0.52	53.11	50.87
Frozen chicken	Frozen chicken / Whole chicken / Pre p	1 kg	37.27	50.51	26.21	59.71	59.64	-0.10	37.75	58.00
Egg	Chicken egg / Imported	1 Piece	1.48	1.73	14.41	2.23	1.61	-27.98	1.63	-1.10
Frozen beef	Frozen Beef	1 kg	47.79	59.85	20.16	68.60	74.31	8.32	49.50	50.12
Baby food - cereal	Nestum / Wheat & Honey	250 Gram / Tin	35.84	44.71	19.83	49.94	49.15	-1.58	37.67	30.49
Baby food - cereal	Promina / Banana	250 Gram / Packet	16.73	18.60	10.09	20.95	21.08	0.60	16.60	26.96
Baby food - fruit	Purity / Fruit / Second food	200ml, Bottle	19.67	23.78	17.30	23.44	24.84	5.99	20.50	21.19
Baby milk powder	Lactogen	450 Gram, tin	66.62	68.93	3.35	72.89	73.88	1.36	64.92	13.81
Baby milk powder	Anflace	450 Gram / Tin	130.91	157.17	16.71	168.54	168.54	0.00	130.00	29.64
Baby milk powder	S.M.A / Progress	450 Gram / Tin	112.36	117.41	4.30	122.48	123.26	0.63	112.00	10.05
Milk powder	Coast	1800 Gram, tin	197.44	241.65	18.29	266.77	255.14	-4.36	197.09	29.45
Milk powder	Anchor Milk	1800 Gram / Tin	200.02	255.35	21.67	285.06	277.00	-2.83	205.56	34.75
Milk powder	Nido	1800 Gram / Tin	192.49	245.93	21.73	286.23	279.45	-2.37	192.45	45.20
Condensed milk	Double Peach	397Gram, tin	11.42	13.97	18.23	15.59	14.85	-4.76	11.29	31.49
Condensed milk	Cow Bell	397 Gram / Tin	10.64	13.58	21.65	15.64	14.86	-4.96	10.77	37.96
Dairy milk	Dutch Lady / Milk Pack / Small	250 ml	6.99	8.83	16.81	9.45	9.61	-0.51	7.00	39.26
Majerine	Daisy brand tub / Small	250 Gram	18.51	24.35	25.11	26.59	27.30	0.11	22.58	17.52
Cooking oil	Bemoli Oil	2 Ltr	44.16	64.70	29.28	64.85	63.16	0.23	48.70	55.06
Cooking oil	Sun Flower Oil	2 Ltr	75.81	93.94	10.62	104.06	105.04	-1.85	67.50	41.84
Apple	Apple	1 Piece	4.95	5.24	5.48	5.96	5.75	-3.47	5.25	9.50
Banana	Bonthirai	1 Piece	2.16	2.07	-4.35	2.17	1.91	-11.87	2.44	-21.61
Watermelon	Water melon (fresh Locally produced)	1 kg	14.26	18.81	24.21	27.75	27.50	-0.91	12.67	117.10
Canned pineapple	Canned Pine AQPple	567 Gram	15.12	19.49	22.40	22.87	23.08	0.91	15.18	52.01
Coconut	Medium size / Coconut	1 Piece	5.51	6.38	13.63	5.33	4.68	-12.23	6.53	-28.36
lemon	Imported lemon	1 Piece	1.75	1.99	12.07	2.12	2.21	4.18	1.94	13.46
Green chili	Green Chili / Imported	100 Gram	8.43	8.24	-2.30	8.62	7.64	-11.36	10.10	-24.35
Gotheyo Mirus	Dhivehi mirus	1 Piece	3.41	2.68	-27.24	2.47	2.71	9.46	2.83	-4.46
Mixed fresh vegetables	Mixed Vegetables	1 kg	40.61	43.14	5.88	40.09	42.99	7.22	40.00	7.46
Tomato	Fresh Tomato	1kg	29.52	33.34	11.44	36.34	32.29	-11.14	29.55	9.28
Cucumber	Fresh Cucumber	1 kg	29.89	29.16	-2.51	33.56	33.83	0.81	27.00	25.31
Carrot	Fresh Carrot	1 kg	25.40	29.13	12.78	37.26	34.22	-8.14	25.18	35.91
Cabbage	Fresh Cabbage	1 kg	27.41	29.17	6.01	31.49	21.33	-32.27	28.18	-24.31
Beans	Fresh Beans	1 kg	49.80	55.30	9.95	57.84	57.65	-0.32	47.73	20.79
Potato	Imported Potato	1 kg	12.29	12.88	4.57	15.86	11.59	-26.91	14.27	-18.81
Canned baked beans	Baked Beans / Canned	400 Gram	10.68	12.73	16.17	13.15	14.49	10.24	10.60	36.72
Canned green peas	Green peas / Processed peas / Canned	440 Gram	8.16	9.51	14.23	11.36	11.26	-0.88	8.38	34.44
Dhal	Yellow Colored Dhal	1 kg	42.14	46.22	8.81	47.28	48.03	1.59	45.00	6.74
Salt	Fine Salt / Packed	500 Gram	4.63	4.93	5.98	5.17	5.00	-3.31	4.67	7.14
Curry powder	Curry Powder / Antelope brand / Canned	340 Gram	30.53	36.39	16.12	41.92	43.86	4.61	30.60	43.32
Curry powder	Fish curry powder / Packed locally	50 Gram	4.92	6.21	20.75	6.96	6.72	-3.48	4.91	36.91
Curry powder	Chicken curry powder / Packed locally	50 Gram	4.94	6.26	20.95	6.99	6.72	-3.91	4.91	36.79
Chili powder	Dried Chili (Hikimirus) / Loose	1 kg	52.00	70.58	26.33	80.65	96.75	19.97	50.71	90.77
Chili powder	Chili Powder / Packed Locally	50 Gram	4.93	6.17	20.06	6.66	6.74	1.13	4.89	37.79
Onion	Imported Onion	1 kg	19.47	15.05	-29.44	18.61	12.17	-34.63	39.67	-69.33
Tea leaves-tea bag	Today's Taste / 100 tea bag	200 Gram	24.10	30.57	21.15	34.22	34.00	-0.65	24.82	37.00
Tea leaves-tea bag	Melesna / 100 tea bag	200 Gram	23.94	35.13	31.85	31.49	41.51	31.84	24.00	72.98
Tea leaves-tea bag	Akbar / 100 tea bag	200 Gram	24.10	31.82	24.26	35.43	35.43	0.00	24.80	42.87
Coffee	Nescafe, Cafe' soluble coffee / Canned	50 Gram	30.33	37.68	19.51	39.86	40.85	2.49	30.27	34.95
Juice-Sun quick	Sun quick / Orange Juice / Bottled	840 ml	55.62	65.61	15.23	73.26	74.86	2.18	55.17	35.69
Juice-Foster Clark	Foster Clark / Powdered Juice / Bottled	750 Gram	53.86	61.30	12.14	65.36	66.48	1.71	54.08	22.92
Milo	Nestle Milo Powder / Canned	400 Gram	50.25	73.38	31.52	83.99	85.37	1.65	52.50	62.62
Apollo	Milk Chocó / Wafer cream	1 Piece	1.36	1.78	23.51	2.07	2.12	2.04	1.33	58.73
Candy	Solano	1 Piece / 25 Gram	0.40	0.49	18.78	0.36	0.31	-13.62	0.40	-23.88
Ice cream	Chocolate Ice cream / Tub	1 Ltr	44.72	52.49	14.79	63.27	63.66	0.60	46.56	36.73
Coke	Dubai coke / Canned	300 ml	6.89	9.41	26.71	10.65	11.18	4.95	6.83	63.62
Coke	Coca Cola / Large Bottle	1500 ml	23.34	27.88	16.30	29.58	30.25	2.26	23.60	28.16
Aracanut	Raw Aracanut / Uncut / Loose	1 kg	44.29	90.17	50.89	108.28	108.19	-0.08	53.00	104.12
Cigarette	Marlboro	20 Piece / 1 Pack	19.69	24.95	21.10	42.94	40.74	-5.12	20.00	103.68
Cigarette	Benson	20 Piece / 1 Pack	18.85	24.66	23.55	42.94	40.74	-5.12	18.89	115.66
Saltish short-eats	Handulu gulha	1 Piece	1.35	1.57	13.93	1.21	1.42	17.08	1.33	6.25
Saltish short-eats	Foni folhi	1 Piece	1.93	2.11	8.44	2.38	2.47	3.92	2.00	23.67
Tomato paste	Tomato Paste / Small can	70 Gram	2.50	2.67	6.22	2.92	2.90	-0.84	2.34	23.85
Sauce	Tomato Sauce / life Brand	320 Gram / Bottled	9.96	11.80	15.55	13.36	14.89	11.42	9.73	53.03
Sauce	Chili Sauce / life Brand	335 Gram / Bottled	10.77	13.48	20.06	15.95	16.32	2.33	11.14	46.52
Sauce	Chili & Garlic Sauce / life Brand	320 Gram / Bottled	11.59	14.57	20.42	16.93	17.13	1.17	12.36	38.53
<b>Fish</b>										
Canned fish in oil	Felivaru canned fish / Chunk in Oil	185 Gram	14.62	17.70	17.44	18.35	18.14	-1.19	15.60	16.22
Canned fish in brine	Felivaru Canned Fish / Chunk in Brine	185 Gram	12.98	16.47	21.19	17.32	17.04	-1.62	13.75	23.91
Dried fish chips	Pre packed Dried fish chips	100 Gram	10.82	13.04	16.99	15.12	12.94	-14.45	10.00	29.38
Smoked fish	Smoked Fish (Valhoamas) / Loose	1 kg	58.33	102.78	43.25	109.49	155.76	42.26	61.73	152.32
Skipjack tuna	Godha / Kalhubilamas	1 kg	26.17	56.54	53.71	63.74	87.63	37.48	25.22	247.46
Other tuna	Other Tuna / Latti	1 kg	20.10	50.61	60.29	63.01	93.78	48.83	16.99	451.97
Reef fish	Reef Fish / Maaniya mas	1 kg	17.09	33.48	48.97	30.94	35.06	13.32	17.96	95.21
<b>Clothing and Footwear</b>										
Mens t-shirt	Men Shirt / Most Sold Brand	1 Piece	154.51	170.10	9.17	174.07	187.23	7.56	155.00	20.80
Mens shirt	Men T-Shirt / Most Sold material	1 Piece	164.86	192.48	14.35	200.85	209.25	4.18	180.00	16.25
School uniform	School Uniform / Boys / Medium size	1 Piece	46.33	106.32	56.42	121.60	121.90	0.25	50.00	143.80
Mens trousers	Men's Trousers / Long	1 Piece	175.56	214.85	18.29	229.89	254.40	10.66	178.33	42.65

Description	Specification	Unit	Annualized			Monthly			Month on Month	
			Average 12 monthly Price			Average Price		% Chn	Av Price	% Chn
			Feb2010- Jan2011	Feb 2011- Jan2012	% Chn	Dec2011	Jan2012	Dec2011 / Jan 2012	Jan 2011	Jan 2011/ Jan2012
Mens jeans	Mend's Jeans / Most Sold Material	1 Piece	215.00	254.76	15.61	270.68	288.39	6.54	215.00	34.14
Womens t-shirt	Ladies T - shirt / Most sold Brand	1 Piece	149.44	176.77	15.46	193.10	189.37	-1.93	153.33	23.50
Dress material	Most often sold material / Plane / Faatu	1 Muh	25.00	28.77	13.09	32.87	33.72	2.59	25.00	34.88
Dress material	Most often sold material / Design / Faat	1 Muh	40.00	39.27	-1.86	35.00	36.23	3.51	40.00	-9.43
School shoes	School Shoes/ Girl/ Most recently sold	1 Pair	135.56	162.50	16.58	182.89	191.66	4.80	140.00	36.90
Sport shoes	Diadora / Indoor tennis shoes / Men	1 Pair	272.50	308.24	11.59	324.30	357.08	10.11	272.50	31.04
Men's shoes	Office Shoes	1 Pair	261.67	285.87	8.47	338.44	334.56	-1.15	261.67	27.86
Men's sandals	Most recently sold brand	1 Pair	151.67	170.97	11.29	190.98	192.86	0.98	151.67	27.16
<b>Housing</b>										
Kerosene oil	Kerosene oil	1 Ltr	11.54	14.52	20.51	16.56	16.56	0.00	12.00	38.00
Cooking gas	Cooking gas / Excluding Transport cost	13 Kg	290.67	361.50	19.59	390.00	390.00	0.00	296.00	31.76
Cement	Cement bag	50 kg	80.83	93.81	13.83	102.60	106.13	3.45	78.50	35.20
Plywood	3 mm	1 Piece	111.33	124.37	10.48	124.56	129.48	3.95	115.00	12.59
Roofing sheet	0.6 mm / 1 feet	1 Piece	25.71	26.67	3.59	29.35	30.24	3.03	24.25	24.68
<b>Furnishing</b>										
Bedroom set	1 Queen size bed / dressing table / cup	1 Set	6,677.08	8,293.17	19.49	9,525.00	9,487.00	-0.40	6,050.00	56.81
Single bed	Single bed / With fancy Plywood	1 Piece	1,600.00	1,746.15	8.37	2,250.00	2,250.00	0.00	1,637.50	37.40
Mattress	Single / kurlon or Temptation	1 Piece	2,204.17	3,063.94	28.06	3,369.75	3,420.00	1.49	2,317.50	47.57
Sofa Set	Sofa set / Plywood with sponge cushion	1 Piece	5,960.42	6,698.19	11.01	7,950.00	7,950.00	0.00	5,875.00	35.32
Linoleum	Aadhaige Tharafaalu (linoleum)	1 Feet	8.94	12.12	26.23	15.27	16.45	7.76	9.00	82.78
Refrigerator	Forest free Refrigerator / 50 kg/ Hitach	1 Piece	4,360.83	4,780.32	8.78	6,029.00	6,628.18	9.94	4,290.00	54.50
Stove	2 Sided gas stove / Hitachi brand	1 Piece	537.50	467.09	-15.07	465.75	457.88	-1.69	500.00	-8.43
Iron	Electric Iron / Phillip brand / 1000 V	1 Piece	231.67	253.89	8.75	258.75	258.75	0.00	250.00	3.50
Water pump	Pedrolter Water Pump / 1 inches	1 Piece	2,812.96	2,991.41	5.97	3,154.58	3,933.00	24.68	2,856.00	37.71
Battery	"D" Size Battery / 555 Brand	1 Piece	3.09	3.27	5.37	3.45	3.65	5.75	3.00	21.67
Washing power	Soklin Brand Washing powder Pack	1 Kg	23.57	21.00	-12.24	21.63	22.79	5.39	23.67	-3.69
Washing power	B 29 Brand Washing powder Pack	1 Kg	18.97	20.43	7.14	20.33	24.13	18.70	19.00	26.99
Insecticides	Insecticides / Mosfly Brand / Small Bott	400 MI	32.26	37.22	13.33	40.53	41.54	2.50	35.27	17.78
Insecticides	Insecticides / Bop Spray Brand / Small	400 MI	30.39	28.85	-5.35	40.38	40.38	0.00	31.25	29.22
<b>Health</b>										
Forcevel	Forcevel / 500 mg	1 Tablet	3.19	3.83	16.76	4.33	4.00	-7.69	3.50	14.29
Helibo orange	Helibo Orange / 200 ml	1 Bottle	37.44	51.81	27.74	59.73	59.73	0.00	40.00	49.33
Vicks balm	Vicks Balm / 19 Gram	1 Bottle	10.67	12.03	11.32	14.67	15.00	2.27	10.67	40.63
Diegen	Diegen / 200 ml	1 Bottle	24.47	31.90	23.28	36.67	39.29	7.15	26.00	51.10
Vitamin C	Vitamin C / 500 mg	1 Tablet	0.63	0.98	35.36	1.00	0.93	-6.67	0.85	9.80
<b>Transport</b>										
Motorcycle	Honda Wave 125 I	1 Piece	44,833.33	50,733.67	11.63	55,683.00	55,683.00	0.00	45,000.00	23.74
Motorcycle	Honda Wave 125 H	1 Piece	39,333.33	44,949.67	12.49	48,024.00	48,024.00	0.00	39,500.00	21.58
Motor cycle tyre	Back Tyre	1 Piece	290.00	644.18	54.98	693.45	747.30	7.77	290.00	157.69
Motor cycle tyre	Front tyre	1 Piece	290.00	563.13	48.50	607.55	607.55	0.00	290.00	109.50
Petrol	Petrol	1 Ltr	10.42	15.68	33.52	16.19	15.02	-7.23	11.25	33.51
International airfare	Male'/Colombo/male'	Per Person	3,874.49	5,009.68	22.66	5,633.70	5,450.79	-3.25	3,877.07	40.59
Domestic airfare	Male'/Gan/Male'	Per Person / Adult	2,688.00	3,227.51	16.72	3,331.33	3,379.28	1.44	2,928.00	15.41
Domestic airfare	Male'/Hanimadhoo/Male'	Per Person / Adult	2,046.33	2,517.89	18.73	2,606.83	2,637.28	1.17	2,228.00	18.37
Domestic airfare	Male'/Kade'dhoo/ Male'	Per Person / Adult	2,367.17	2,872.70	17.60	2,969.08	3,008.28	1.32	2,578.00	16.69
Domestic airfare	Male'/Kah'dhoo/male'	Per Person / Adult	2,046.33	2,517.89	18.73	2,606.83	2,637.28	1.17	2,228.00	18.37
<b>Recreation</b>										
Aerobics	1 hr class / 3 classes per week	Per Month	285.00	334.40	14.77	362.25	371.00	2.42	285.00	30.18
Recordable CD	Recordable CD / Blank CD	1 Piece	4.72	3.84	-23.05	4.17	4.79	14.66	4.43	8.05
Pen	Red leaf Pen	1 Piece	4.65	4.90	5.06	5.30	5.27	-0.57	4.63	14.02
Monitor book	Exercise Book / 200 Pages	1 Book	13.96	14.08	0.83	15.76	17.19	9.05	14.14	21.51
<b>Hotels, cafés and Restaurants</b>										
Meals (lunch packet)	4 roshi / 1fish curry / 1 black tea / 1 dh	Per person	16.50	20.75	20.47	25.88	23.32	-9.89	17.00	37.18
Meals (lunch packet)	4 roshi / 1 chickencurry / 1 black tea / 1	Per person	20.00	34.15	41.44	38.82	37.88	-2.41	20.00	89.40
Pizza	Tuna Mushroom	whole pizza	63.33	77.97	18.77	84.65	86.70	2.42	63.33	36.89
Restaurant meals	Fish & Chips	1 plate	46.07	52.20	11.75	57.98	60.07	3.60	47.67	26.01
Restaurant meals	Nasi Goreng	1 plate	49.67	57.45	13.55	64.76	67.27	3.87	49.67	35.44
<b>Miscellaneous</b>										
Haircut-female	Female Hair Cut	Per Person	116.67	143.88	18.92	146.75	161.33	9.94	116.67	38.29
Haircut-men	Male Hair Cut	Per Person	31.67	44.68	29.13	54.45	58.50	7.44	31.67	84.74
Baby diapers	Huggies / Small Size	1 Packet	123.82	138.83	10.81	152.66	144.05	-5.64	125.63	14.67
Sanitary pads	Stay Free	1 Packet	12.59	14.16	11.06	14.47	15.09	4.28	13.13	14.99
Sanitary pads	Riaa	1 Packet	19.37	14.01	-38.24	13.33	14.03	5.25	19.17	-26.81
Soap	Lux Soap	100 Gram	4.67	5.06	7.71	5.66	6.10	7.64	4.54	34.22
Baby soap	Johnson Baby Soap	100 Gram	8.17	9.58	14.70	10.26	10.89	6.11	8.50	28.09
Baby lotion	Johnson & Johnson Baby Lotion	200 MI, bottle	29.16	32.92	11.41	34.43	35.55	3.27	29.33	21.21
Body lotion	Nivea Lotion	200 MI	38.09	46.44	17.97	50.15	49.73	-0.84	39.60	25.57
Baby cologne	Baby Cheramy Colone	175 ml	18.81	30.65	38.64	32.95	35.50	7.74	18.00	97.21
Cologne	Splash	200 MI	19.12	22.12	13.54	24.20	24.68	2.00	19.56	26.20
Cologne	Loviline	175 ml	20.52	25.30	18.86	27.92	28.14	0.79	20.33	38.38
Hair cream	Max	175 ml	25.19	31.41	19.78	32.61	34.52	5.86	24.67	39.93
Hair cream	Elite	175 ml	22.81	32.56	29.95	36.45	35.94	-1.41	23.50	52.94
Hair cream	Gatsby	175 ml	23.39	19.75	-18.43	22.60	23.84	5.47	22.25	7.12
Shampoo	Emerone	200 MI	16.02	22.33	28.29	24.79	26.14	5.41	15.40	69.72
Shampoo	Head & shoulders	200 MI	30.60	37.35	18.09	41.51	41.57	0.16	31.33	32.68
Toothpaste	Colgate	50 MI	12.15	11.60	-4.71	11.22	14.37	28.05	12.25	17.31

