



MALDIVES - KEY INDICATOR 2004

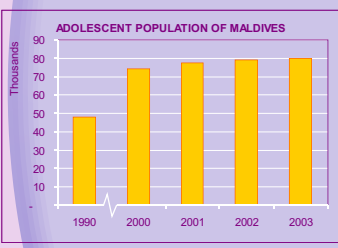
MINISTRY OF PLANNING AND NATIONAL DEVELOPMENT - STATISTICS SECTION

GEOGRAPHY & ENVIRONMENT

Location	7° 6' 35" N to 0° 42' 24" S					
Latitude	72° 33' 19" E to 73° 43' 16" E					
Longitude	Exclusive Economic Zone (EEZ): 859,000 sq. km.					
Climate: (Male)	1990	2000	2002	2003		
Annual rainfall (millimeters)	1,722	1,981	2,184	2,473		
Duration of sunshine (hours)	2,943	2,816	2,741	2,804		
Average daily (Male)						
Maximum temperature (°C)	31	30	31	31		
Minimum temperature (°C)	26	26	26	26		
Humidity (%)	78	80	82	81		
Average wind speed	11	9	8	7		
Number of islands	1,192					
Inhabited islands (administrative)	199					
Uninhabited islands	993					
Inhabited islands by size						
Area (hectares)	10	10-24	25-49	50-99	100-299	300+
Number of islands	17	64	61	28	26	3
Environment						
Islands facing severe beach erosion (reported since 1990)	86					
Resorts facing severe beach erosion (reported since 1990)	39					
Marine protected areas (as of October 1999)	25					
Marine animals prohibited for fishing & collection	9					
Marine products prohibited for export	15					
Atolls with shark fishery moratoria	7					
Protected birds (as of May 2003)	70					
Birds specific to and living only in the Maldives	5					

POPULATION

Census population	1990	2000	2002	2003
Republic	213,215	270,101	280,549	285,066
Male	109,336	137,200	142,357	144,599
Female	103,879	132,901	138,192	140,467
Sex ratio	105	103	103	103
Dependency ratio	99	81	72	67
Population in Male (%)	26	27	27	27
Population by selected age groups (Republic)	1990	2000	2002	2003
Children (under 18 yrs)	113,138	130,987	129,521	127,371
Adolescents (10-19 yrs)	48,050	74,355	78,920	78,658
Youth (15-34 yrs)	55,715	73,972	81,147	84,959
Working age (15-64 yrs)	106,807	148,868	163,354	170,776
Reproductive age (15-49 yrs)	45,439	65,611	145,142	152,081
Old age (65+)	5,754	10,029	11,276	11,958
Interannual growth rate, 1977-2000 (%)				
Interval	'85-'90	'90-'95	'95-'00	
Growth rate	3.4	2.7	1.9	
Vital statistics	1990	2000	2002	2003
Infant mortality rate ('000 live births)	34	21	18	14
Child mortality rate ('000 live births)	3	30	23	18
Crude birth rate ('000 population)	41	20	18	18
Crude death rate ('000 population)	6	4	4	4
Maternal mortality rate ('000 live births)	2	1	2	1
Still birth rate ('000 live births)	19	15	10	11
Life expectancy at birth (years)				
Male	64	71	73	70
Female	63	72	74	71

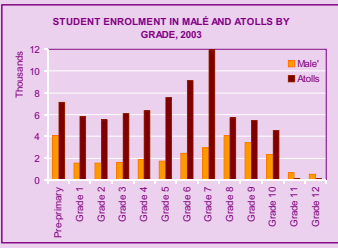


HOUSING

Residential structures, Census 1990	Census 2000			
Number of structures	Total	Malé	Atolls	
Total	30,919	3,601	27,318	
Occupied	26,910	3,360	23,550	
Vacant	4,009	221	3,788	
Households				
Households (number)	29,823	5,613	24,210	
Household size	7	10	7	
Buildings authorised for construction and completed	2000	2001	2002	2003
Number of dwellings	672	589	452	619
Floor area (thousand m ²)	186.3	245.5	180.7	209.6
Residential	145.1	164.4	116.2	131.3
Non-residential	41.4	81.1	64.5	78.4
Completed buildings				
Number of dwellings	235	279	264	175
Floor area (thousand m ²)	36.1	75.3	52.9	56.5
Residential	21.2	37.9	33.6	36.7
Non-residential	14.9	37.4	19.3	19.8

EDUCATION

Students enrolment	1990	2000	2002	2003
Pre-primary	63,630	105,356	106,220	104,408
Primary (grade 1-7)	14,268	73,522	68,242	66,169
Lower secondary (grade 8-10)	1,626	18,254	23,903	25,486
Higher secondary (grade 11-12)	152	638	1,131	1,481
Special class	11	48	58	66
Percentage of students in atolls	64	74	73	72
Pre-primary	na	86	67	64
Primary (grade 1-7)	na	80	80	79
Lower secondary (grade 8-10)	na	51	60	62
Higher secondary (grade 11-12)	na	0	9	16
Percentage of female students	47	49	49	49
Malé	49	50	51	52
Atolls	51	50	49	48
Number of teachers	na	3,823	4,425	6,004
Trained teachers (%)	na	86	84	87
Expatriate teachers (%)	na	31	45	36
Student teacher ratio (trained teachers)	na	28	28	26
Literacy rate (2001) 98.94%				



Note: There are some discrepancies in totals due to decimal rounding.

Source: Statistical Yearbook of Maldives 2004

HEALTH

Hospital beds	1990	2000	2002	2003
IGMH Hospital	95*	205	236	236
ADK Hospital		55	60	50
Regional hospitals		72	210	224
Hdh Kuludhuffushi		20	50	50
R.Ugopfaaru		16	30	30
M.Nuili		16	30	30
S.Hithadoo		20	50	50
Gdh.Thinadoo		-	50	50
L.San		-	14	16
Atoll hospitals		-	38	131
Population				
per hospital bed	1,277	577	503	443
per practising staff nurse	11,845	780	651	603
per practising doctor	5,330	1,159	1,083	905
Nurse per bed:				
Public	1	1	1	1
IGMH	1*	1	1	1
Number of doctors				
Malé	37	143	141	158
Atolls	1	91	118	157
Number of nurses				
Malé	74	390	400	405
Atolls	63	179	281	380
Paramedical staff				
Malé	18	159	346	243
Atolls	6	73	173	211
Average occupancy ratio (IGMH)				
Male	-	20	22	21
Female	-	80	78	79
Health expenditure (excluding grants & loans) as a percentage of national budget				
Total	80	15	11	10
Current	5	9	9	8
Capital	11	2	1	2
Per capita health expenditure as of national budget (Rt)				
Male	190	124	1,129	1,316

Note: a All the figures of IGIMH in 1990 represents the figures for Central Hospital since IGIMH was inaugurated in 1995.
1 Four Health Centres upgraded to Atoll Hospitals in 2001. There are 59 islands with doctors in 2002 and 67 in 2003.
* Provisional figures

LAW & ORDER

Number of cases dealt by courts	1990	2000	2002	2003
Total	7,675	11,307	12,390	11,317
In Male courts	2,514	5,053	5,430	4,586
In island courts	5,161	6,254	6,960	6,731
Change over previous year (%) - Cases dealt by courts				
Total	-1	3	7	-8
In Male courts	4	9	14	-16
In island courts	0	-1	4	-3
Cases handled by the High Court				
Cases filed	65	213	194	205
Cases dealt	80	254	213	163
Cases awaiting trial	72	95	68	111
Change over previous year (%) - Cases dealt by High Court				
Cases filed	-45	-4	-1	-6
Cases dealt	-37	13	4	-24
Cases awaiting trial	7	20	-22	-63

EMPLOYMENT

Government employees (in thousands)	1990	2000	2002	2003		
Both sexes	12	27	26	29		
Male	8	26	29	32		
Female	4	10	11	10		
Expatriate employees (in thousands)						
Total	9	28	31	34		
Asia	8	26	29	32		
Bangladesh	2	5	6	6		
India	1	12	14	16		
Sri Lanka	4	8	8	9		
Others	1	1	1	2		
Other continents	1	1	1	1		
Change over previous year (%) - Expatriate employees						
Total	5	5	5	10		
Asia	5	5	5	10		
Other continents	-4	6	6	6		
Tourism sector employment, 2003						
Share (%)						
Both sexes	Total	Local	Foreign	Total	Local	Foreign
Male	14,182	7,568	6,614	101	63	47
Female	13,637	7,372	6,265	96	52	44
Economically active population - 15 years & over (in thousands)	545	196	349	4	1	2
Both Male Female	Both Male Female	Both Male Female	Both Male Female			
Total 15 years & over	131	66	65	160	81	80
Economically active	67	49	18	87	58	29
Employed	67	49	18	86	57	29
Unemployed	1	0	0	2	1	1
Not economically active	62	17	46	71	22	48
Not stated	2	1	1	2	1	1



TRANSPORT

Aircraft movement at Malé International Airport (numbers)	1990	2000	2002	2003
Total of international flights	1,653	7690	8,703	9,176
Scheduled flights	1,102	5,973	7,474	7,609
Chartered flights	412	1,200	596	922
Non-scheduled flights	136	517	633	645
Passenger movement at Malé International Airport (thousands)				
International flights				
Arrivals	218	539	557	636
Departures	218	535	552	635
Direct transit	78	48	156	121
Passenger movement at Malé International Airport (thousands)				
Domestic flights				
Arrivals	4	292	281	286
Departures	4	283	276	277
Mail and freight handled at Malé International Airport				
International cargo (million Kg)				
Inward	5	17	13	14
Outward	2	7	6	7
Domestic cargo (thousand Kg)				
Inward	2	82	65	82
Outward	5	136	171	175
International mail (thousand Kg)				
Inward	22	49	50	56
Outward	14	24	23	20
Registered vehicles & vessels				
Vehicles (Number)				
Motor cars	623	1,860	1,948	2,074
Motor cycles/Auto cycles	2,943	10,880	14,248	16,774
Increase rate of all types of vehicles (%)	18.4	16.7	9.3	14.5
Vessels (number)				
Yachts	61	255	198	203
Launches	649	816	930	1,030
Boats	257	307	342	355

COMMUNICATION

Phone calls (Million minutes)	1999	2000	2002	2003
International telephone calls	7	7	7	7
National telephone calls	214	226	177	137
Mobile calls	8	36	82	97
Internet usage	20	36	51	52
Percentage change in phone calls				
International telephone calls	11	8	2	2
National telephone calls	12	6	-20	-23
Mobile calls	20	327	54	19
Internet usage	89	80	12	30
Phone lines (thousands)				
Fixed telephone lines	22	24	29	30
Pay phones	1	1	1	1
Mobile phone lines	3	8	42	66
Post-paid	3	8	12	13
Pre-paid	0	0	30	53
Internet subscribers (numbers)	939	1,060	1,067	1,155

ELECTRICITY & WATER

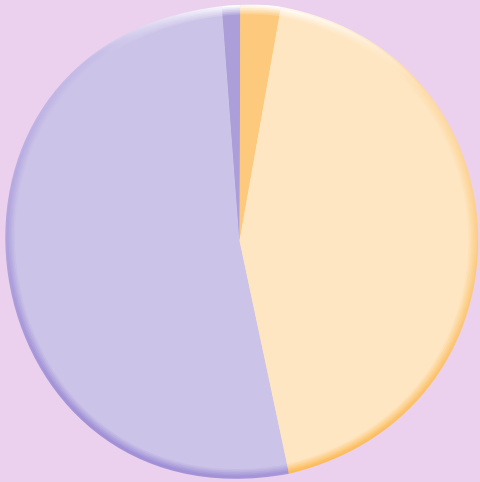
Electricity (Million KWh)	1999	2000	2002	2003
Utilization in Malé	65	74	87	97
Production-Public sector	104	117	141	157
Fuel consumption for electricity generation in Malé (Million litres)				
Distribution	905	1,098	1,353	1,449
Billed water consumption	806	992	1,255	1,330

TOURISM

Tourist arrivals (thousands)	1990	2000	1992	2003
Tourist bed nights (thousands)	1,682	3,337	4,066	4,705
Total bed capacity (thousands)	9	19	19	19
Share of bed capacity (Resorts)	87	85	87	86
Bed capacity utilization rate (%)	60	68	69	77
Average duration of stay (days)	9	8	8	8
Tourist resorts	64	86	87	87
Share of major markets (%)				

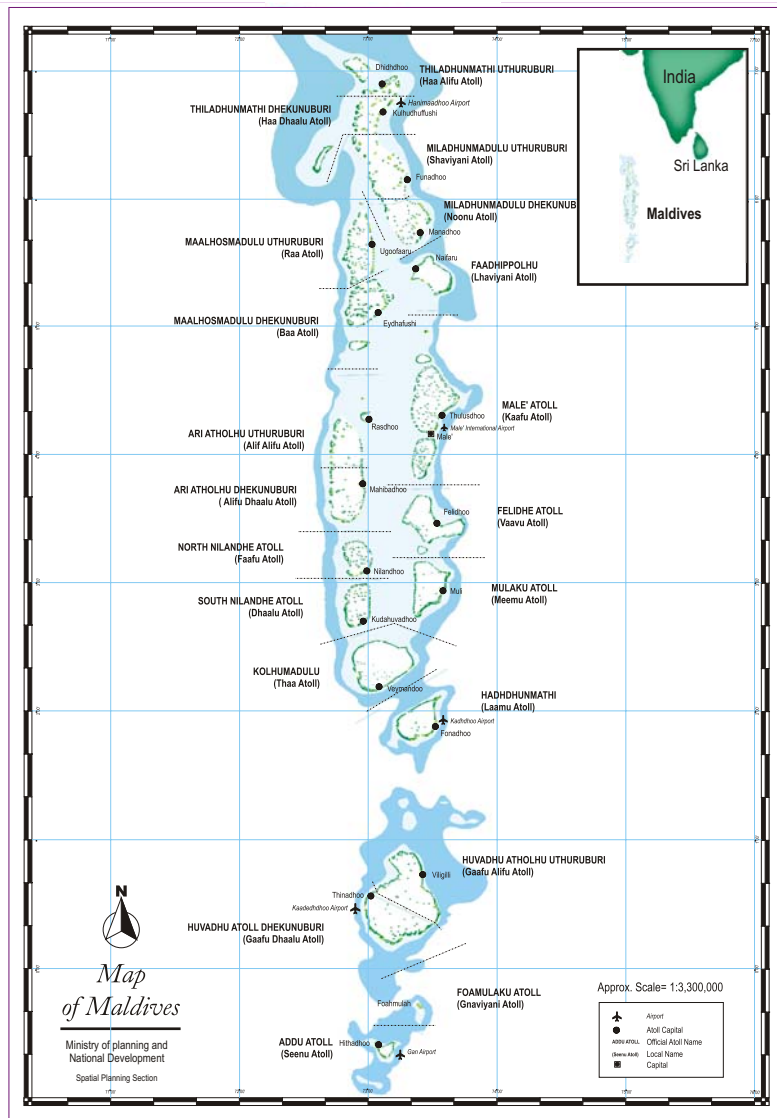


MALDIVES - KEY INDICATORS 2004



MINISTRY OF PLANNING AND NATIONAL DEVELOPMENT
MALE, REPUBLIC OF MALDIVES

©Ministry of Planning and National Development



• YEAR 2005 •

January						
S	M	T	W	T	F	S
						1
2	3	4	5	6	7	8
9	10	11	12	13	14	15
16	17	18	19	20	21	22
23	24	25	26	27	28	29
30	31					

February						
S	M	T	W	T	F	S
		1	2	3	4	5
6	7	8	9	10	11	12
13	14	15	16	17	18	19
20	21	22	23	24	25	26
27	28					

March						
S	M	T	W	T	F	S
		1	2	3	4	5
6	7	8	9	10	11	12
13	14	15	16	17	18	19
20	21	22	23	24	25	26
27	28	29	30	31		

April						
S	M	T	W	T	F	S
					1	2
3	4	5	6	7	8	9
10	11	12	13	14	15	16
17	18	19	20	21	22	23
24	25	26	27	28	29	30

May						
S	M	T	W	T	F	S
1	2	3	4	5	6	7
8	9	10	11	12	13	14
15	16	17	18	19	20	21
22	23	24	25	26	27	28
29	30	31				

June						
S	M	T	W	T	F	S
		1	2	3	4	
5	6	7	8	9	10	11
12	13	14	15	16	17	18
19	20	21	22	23	24	25
26	27	28	29	30		

July						
S	M	T	W	T	F	S
					1	2
3	4	5	6	7	8	9
10	11	12	13	14	15	16
17	18	19	20	21	22	23
24	25	26	27	28	29	30
31						

August						
S	M	T	W	T	F	S
	1	2	3	4	5	6
7	8	9	10	11	12	13
14	15	16	17	18	19	20
21	22	23	24	25	26	27
28	29	30	31			

September						
S	M	T	W	T	F	S
				1	2	3
4	5	6	7	8	9	10
11	12	13	14	15	16	17
18	19	20	21	22	23	24
25	26	27	28	29	30	

October						
S	M	T	W	T	F	S
						1
2	3	4	5	6	7	8
9	10	11	12	13	14	15
16	17	18	19	20	21	22
23	24	25	26	27	28	29
30	31					

November						
S	M	T	W	T	F	S
		1	2	3	4	5
6	7	8	9	10	11	12
13	14	15	16	17	18	19
20	21	22	23	24	25	26
27	28	29	30			

December						
S	M	T	W	T	F	S
				1	2	3
4	5	6	7	8	9	10
11	12	13	14	15	16	17
18	19	20	21	22	23	24
25	26	27	28	29	30	31

ACKNOWLEDGMENTS

Ministry of Planning & National Development
Department of Meteorology
Ministry of Home Affairs Housing and Environment
Environment Research Centre
Ministry of Construction & Public Works
West Management Section
Ministry of Health
Health Information and Research Section
Ministry of Defense and National Security
Ministry of Justice
A'ialaa aai behey court
Maldives Housing and Urban Development Board
The President's Office
Ministry of Employment and Labour

Ministry of Tourism
Faculty of Health Sciences
Indira Gandhi Memorial Hospital
Chest Clinic
Department of Public Health
Filaria Clinic
Vector Born Disease Control Unit
Narcotics Control Board
Ministry of Education
Faculty of Engineering Technology
The High Court of the Republic of Maldives
Department of Penitentiary and Rehabilitation Services
Island Offices
Maldives Customs Services

Ministry of Fisheries, Agriculture and Marine Resources
Ministry of Finance and Treasury
Faculty of Hospitality and Tourism Studies
Ministry of Transport and Civil Aviation
Maldives Ports Authority
Maldives Post Limited
Dhiraagu
Ministry of Communication Science and Technology
State Electric Company Limited
Male Water & Sewerage Company Limited
Maldives Monetary Authority
Maldives Industrial Fisheries Company Limited
State Trading Organization Limited
Maldives Airports Authority

Published by:
Ministry of Planning and National Development
Chazee Building, 20-05
Ameneth Ahmed Magai
Tel: (960) 32 3919, (960) 31 8392
Fax: (960) 32 7351, (960) 31 8343
Email: statelplanning.gov.mv
URL: www.planning.gov.mv
Male, Republic of Maldives

Production team:
Ibrahim Sobah, Mahathath Ahmed,
Maryam Mirath, Aminath Fadwa
Co-ordinator:
Fowad Thowfeeq, Adhath Shaheeda

Suggestions:
Hamdan Hameed, Hussain Niyaz, Lucia Moosa