

# ESSENTIAL COMMODITIES PRICE INDEX

Monthly Release Jun 2026 - MALE'

Base period: November 2022 | Published on: 8<sup>th</sup> Jul 2026



## Overall ECPI - Male'



+2.17%    +8.04%

- Month-on-Month change
- Year-on-Year change

## Food



+2.85%    +8.60%

## Gas & other fuel



+0.00%    +14.54%

## Beverages



+0.64%    +5.49%

## Personal care products



+0.17%    +3.16%

## OVERALL ESSENTIAL COMMODITY PRICE INDEX (ECPI) - MALE'

The Overall ECPI of Male' stood at 121.92. The month-on-month (from May 2026 to Jun 2026) inflation rate increased by +2.17%, while, the year-on-year inflation rate (comparing Jun 2025 to Jun 2026) also increased by +8.04%.

### FOOD

The month-on-month from (May 2026 to Jun 2026) Food prices Increased by +2.85%. The groups that experienced notable Increase is price of Vegetables (+20.86%) and Milk, other dairy products and eggs, (+1.75%). This was offset by the decrease in the prices Meat (-0.98%), Fish (-0.45%) and Fruit (-0.07%). On year-on-year basis, Food prices from Jun 2025 compared to Jun 2026 increased by +8.60%, with the most significant price increase in the prices of Vegetables (+22.44%), Meat (+21.13%), Sugar, jam, honey, chocolate and confectionery (+11.36%) and Milk, other dairy products and eggs (+9.50%).

### BEVERAGES

Beverages prices rise (from May 2026 to Jun 2026) by +0.64%. Notable increase were observed in prices of Coffee and coffee substitutes (+1.85%) and Tea, mate and other plant products for infusion (+0.75%).

On year-on-year basis, prices of beverages increased in Jun 2026 compared to Jun 2025 by +5.49%, with significant price increases in Coffee and coffee substitutes (+19.83%) and Tea, maté and other plant products for infusion (5.10%).

### GAS AND OTHER FUEL

The Gas and Other Fuels group prices stayed unchanged throughout Jun 2026 compared to May 2026. However, there was an increase in the year-on-year prices by +14.54% in Jun 2026 to Jun 2025.

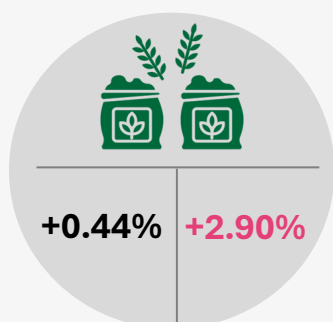
### PERSONAL CARE PRODUCTS

The Personal Care group prices decreased by -0.17% in Jun 2026 compared to May 2026. When compared to Jun 2025, the Jun 2026 prices of this group increased by +3.16%.

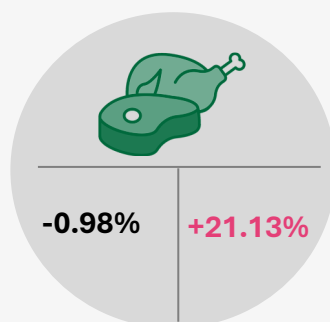
# INFLATION RATES BY MAJOR GROUPS, MALE' - Jun 2026

● Month-on-Month change

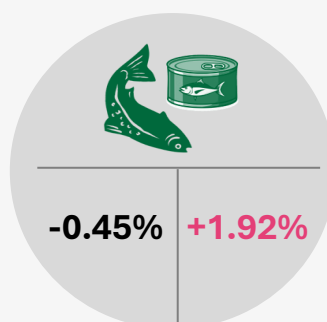
● Year-on-Year change



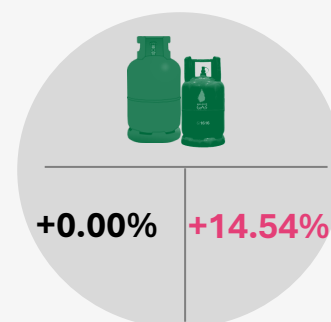
Cereals and cereal products



Meat



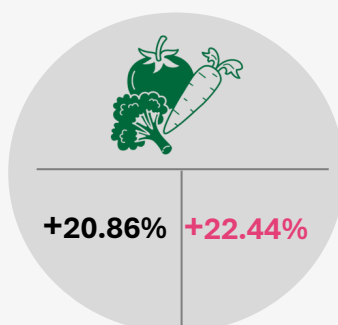
Fish



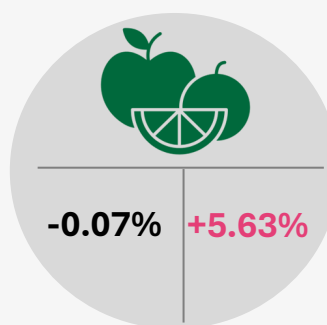
Gas



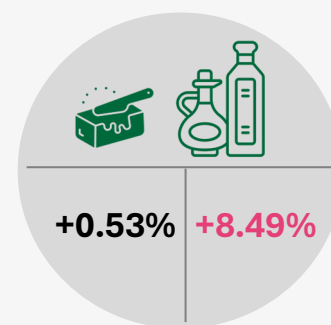
Milk, Other Dairy Products & Eggs



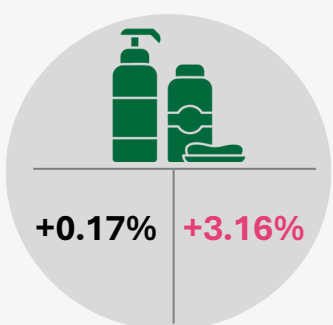
Vegetables



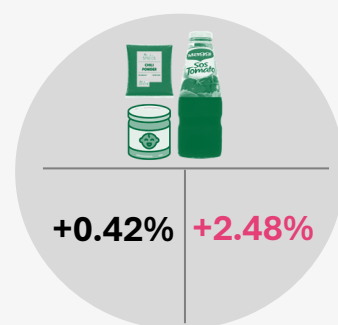
Fruits



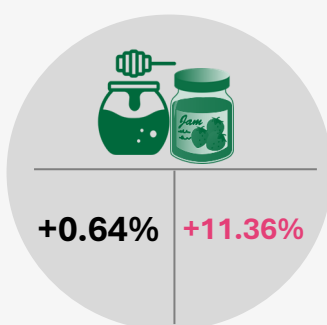
Oil & Fats



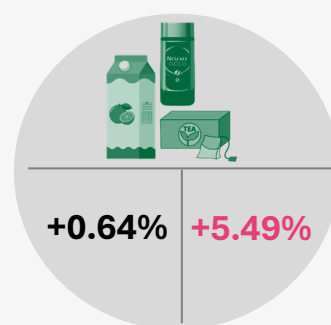
Personal Care Products



Other Food Products n.e.c



Sugar, jam, honey, chocolate and confectionery



Beverages

# NOTES

## FORTHCOMING ISSUES

Issue (monthly)	Release date
July 2026	06 August 2026
August 2026	09 September 2026
September 2026	08 October 2026

## WHAT IS ECPI?

- ECPI is a weighted average price index of a basket of essential commodities, such as food, beverages, fuel and personal care products. The ECPI basket includes 96 products with 2,549 price quotations collected on monthly basis.
- The weightage given to Food is 70.94%, Beverages 14.20%, personal care products 8.43% and gas and Other fuel 6.43%.
- It is a sub-index of Consumer Price Index

## HOW ECPI WILL BE USED?

- To impose price regulations.
- Acts as an early warning system of inflation of essential commodities

## MEASUREMENT OF CHANGE IN THE PRICE INDEX

Change over previous month (month-on-month) compares the index of the month with that of the preceding month. Such comparisons measure the change in the average prices between two consecutive months. They serve as useful short-term indicators of the price movements in the non-seasonal industries.

Change over same month of previous year (year-on-year) compares the index of the month with same month of previous year. The measure gives how an industry is growing over 12 months. It reduces the seasonality effects in the indices.

## ABBREVIATIONS

MBS	Maldives Bureau of Statistics
CPI	Consumer Price Index
ECPI	Essential Commodity Price Index
n.e.c	Not Elsewhere Classified

## ACKNOWLEDGMENT

The entire process of data validation, compilation and updating has been done in close collaboration with all the data providing outlets. Data collection, verification has been carried out by Ms. Azmeela Hassan Azeez, Ms. Aishath Rausha, Ms. Aishath Nuha, Mohamed, Mr. Hussain Azfar, Ms. Haseen Mohamed Abdul Kareem, Mr. Vishal Ahmed, Mr. Suhail Abdulla Sadiq and Mr. Mohamed Zayan Musthafa under the close guidance of Ms. Aishath Hassan.

The essential commodity price index is compiled and Item weights were developed by Ms. Aishath Hassan. The overall design of this publication was done by Ms. Aishath Hassan and Mr. Shahuleen Moosa.

The ECPI Basket of goods were selected with the support and guidance from Ministry of Economic Development and Trade.