


# CONSUMER PRICE INDEX MAY 2026

 **+0.20%**

As compared to April 2026

 **+2.54%**

As compared to May 2025

Base period: November 2022 | Published on: 30<sup>th</sup> June 2026

## PRICE CHANGES IN MAJOR CATEGORIES\*



Food & Beverages incl fish

**+1.07%** | **+5.86%**



Health

**+0.00%** | **+0.63%**



Education Services

**+0.00%** | **-0.02%**



Furnishing Household  
Equipment's, Carpets &  
Other Floor Coverings

**+0.42%** | **-0.25%**



Housing, Water, Electricity,  
Gas & Other Fuels

**-0.66%** | **+0.51%**



Transport

**+1.12%** | **+9.35%**



Personal Care & Misc.  
Goods & Services

**+0.02%** | **+0.79%**



Restaurants & Accommo-  
dation Services

**+0.70%** | **+0.71%**



Clothing & Footwear

**-0.27%** | **-0.62%**



Insurance & Fin. Services

**+0.00%** | **+0.00%**



Recreation, Sports & Cul-  
ture

**-0.11%** | **+2.26%**



Tobacco & Areca nuts

**+0.06%** | **+4.26%**



Fish

**-1.10%** | **+5.30%**



Information & Communication

**-0.50%** | **-0.70%**

\* Month-on-month changes shown in **orange** colour and Year-on-year changes shown in **maroon** colour.

**INQUIRIES:** For additional details on Consumer Price Index and related data, Please contact Maldives Bureau of Statistics at 3008433 or email: [info@stats.gov.mv](mailto:info@stats.gov.mv)

# CONSUMER PRICE INDEX, MALDIVES

The Consumer Price Index (CPI) is utilized to assess inflation within households and provides data regarding fluctuations in pricing across various categories of household expenses.

**May 2026**

Base period: November 2022 | Published on: 30<sup>th</sup> June 2026

## KEY POINTS

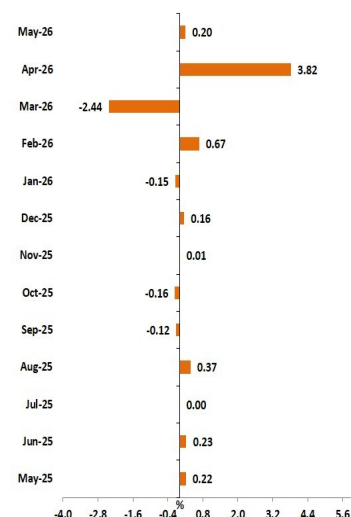
- The Consumer Price Index (CPI) for all groups rose by +0.20% in May 2026, compared to the increase of +3.82% in April 2026.
- In May 2026, the Consumer Price Index excluding fish rose by +0.28%, compared to the increase of +3.89% in April 2026.

The Consumer Price Index for all groups rose by **+2.54%** from May 2025 to May 2026, compared to the rise of **+2.55%** between April 2025 and Apr 2026.

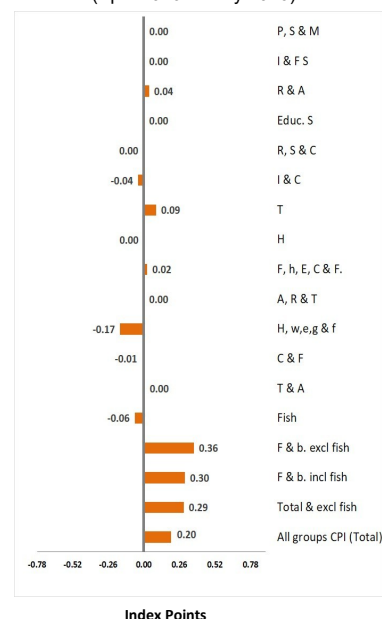
## KEY FIGURES

Inflation rates : Republic	Apr 2026 to May 2026	May 2025 to May 2026
	% change	% change
<b>All groups CPI (Total)</b>	<b>0.20</b>	<b>2.54</b>
Food and beverages incl fish	1.07	5.86
Tobacco and Arecanuts	0.06	4.26
Clothing & footwear	-0.27	-0.62
Housing, water, electricity, gas & other fuels	-0.66	0.51
Furnishing, household equip., Carpets & Other Floor covering	0.42	-0.25
Health	0.00	0.63
Transport	1.12	9.35
Information & Communication	-0.50	-0.70
Recreation, Sports & culture	-0.11	2.26
Education Services	0.00	-0.02
Restaurants and Accommodation services	0.70	0.71
Insurance and Financial Services	0.00	0.00
Personal Care, Social Protection and Miscellaneous goods and servi	0.02	0.79
<b>CPI analytical series</b>		
Total excluding fish	0.28	2.39
Food and beverages excl fish	1.65	6.00
Fish	-1.10	5.30
Actual rentals for housing	0.00	0.00

All groups CPI month-on-month  
(May 2025 to May 2026)



Contribution to month-on-month  
(April 2026 to May 2026)



## Overview

The largest price hike in May were seen in Passenger transport by air +5.56%, Meat at +8.71%, Vegetables at +3.44%, Milk, other dairy products and eggs at +2.14%, Restaurants, cafés and the like at +0.74%, Fruit at +0.89%, Major household appliances, whether electric or not at +1.69%, Cereals and cereal products +0.78%, Passenger transport by sea and inland waterway at +0.81% and Food products n.e.c at +0.55%.

Electricity shows the largest price drop in this month at -3.77% followed by Fish at -1.10%, Fuels and lubricants for personal transport equipment at -4.54%, Mobile communication services at -0.97%, Mobile telephone equipment -0.77%, Furniture, furnishings and loose carpets at -0.89%, Shoes and other footwear at -0.80% and Water supply at -0.39%.

## NOTES

### FORTHCOMING ISSUES

Issue (monthly)	Release date
Jun 2026	28 Jul 2026
Jul 2026	31 Aug 2026
Aug 2026	28 Sep 2026
Sep 2026	26 Oct 2026

**ROUNDING** Any discrepancies between totals and sum of components in this publication are due to rounding.

### ABBREVIATIONS

MBS	Maldives Bureau of Statistics
CPI	Consumer Price Index
n.e.c	not elsewhere classified
F & b. incl fish	Food & beverages including fish
T & A	Tobacco & Areca Nuts
C. & f.	Clothing & footwear
H. w.,e.,g. & o.f	Housing, water, electricity, gas & other fuels
A, R & T	Actual Rentals paid by tenants
F.,h.e c & F.	Furnishing, household equip, & other floor coverings
H	Health
Transp.	Transport
I & C	Information & Communication
R, s & C	Recreation, sport & culture
Educ. S	Education services
R & A	Restaurants & accommodation services
I & F s	Insurance & financial services
P, s & m	Personal care, social protection & miscellaneous
IMF	International Monetary Fund

### ACKNOWLEDGMENT

A consultant from IMF, Mr. Brian Graf assisted in the compilation of the index. His assistance was provided to MBS under the auspices of the IMF South Asia Regional Training and Technical Assistance Center (SARTTAC).

This publications was prepared by Ms. Azmeela Hassan Azeez. The entire process of data validation, compilation and updating has been done in close collaboration with all the data providing outlets. Data collection, verification and compilation has been carried out by Ms. Azmeela Hassan Azeez, Ms. Aishath Rausha Mohamed, Ms. Haseen Mohamed Abdul Kareem, Mr. Suhail Abdulla Sadiq and Mr. Mohamed Zayan Musthafa, under the close guidance of Ms. Aishath Hassan, Ms. Aishath Shahuda, Ms. Sajida Ahmed and Mariyam Shadeena.

The overall design of this publication was done by Mr. Shahuleen Moosa. Weights were developed by Ms. Sajida Ahmed with assistance from Mr. Brian Graf. The data entry setup was developed by Ms. Sajida Ahmed and Ms. Azmeela Hassan Azeez. In Addition, all their valuable services and those involved in price collection, CPI compilation and providing data from the outlets are gratefully acknowledged. We thank all those involved, worked tirelessly to make this publication a reality and all the outlets providing data for this work in Male' City, GDH. Thinadhoo City, HDH. Kulhudhuffushi City, Fuvahmulah City and Addu City.

# MAIN CONTRIBUTORS TO CHANGE

## CPI Groups

The discussion of the CPI groups below are ordered in terms of their absolute significance to the change in All groups index points for the month (see table 1).

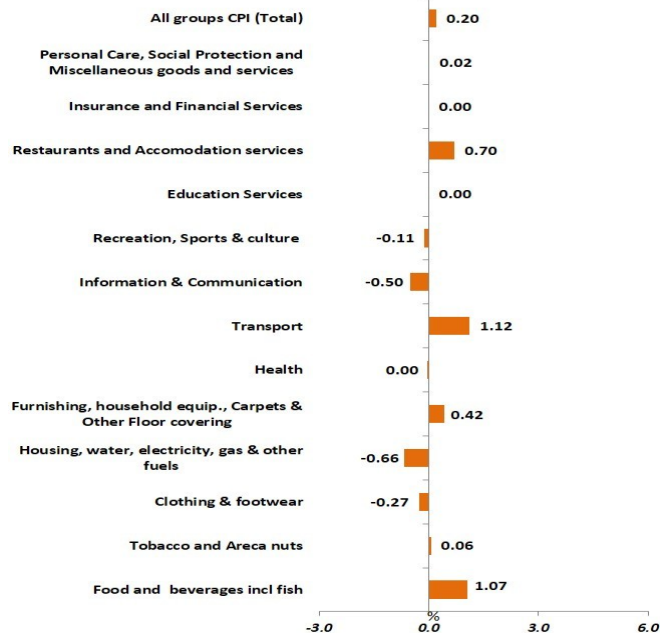
### CONTRIBUTION TO MONTH- ON-MONTH INFLATION (in %)

#### April 2026 to May 2026

	Republic	Male <sup>1</sup>	Atolls
All groups CPI (Total)	0.20	0.31	0.05
Food and beverages incl fish	0.30	0.27	0.34
Tobacco and Areca Nuts	0.00	0.00	0.01
Clothing & footwear	-0.01	0.00	-0.03
Housing, water, electricity, gas & other fuels	-0.17	-0.16	-0.18
Furnishing, household equip., Carpets & Other Floor covering	0.02	0.02	0.03
Health	0.00	0.00	0.00
Transport	0.09	0.18	-0.05
Information & Communication	-0.04	-0.03	-0.06
Recreation, Sports & culture	0.00	0.00	0.00
Education Services	0.00	0.00	0.00
Restaurants and Accomodation services	0.04	0.06	0.00
Insurance and Financial Services	0.00	0.00	0.00
Personal Care, Social Protection and Miscellaneous goods & services	0.00	0.00	0.01

### MONTH - ON - MONTH INFLATION RATE, REPUBLIC

#### ALL CPI GROUPS (April 2026 to May 2026)



## FOOD AND BEVERAGES (+1.07%)

The Food and beverages group rose by +1.07% in May 2026 compared to April 2026.

The main contributor to this rise was the increase in price of Frozen chicken (+10.94%), Githeyo Mirus (+18.92%), Mango (+10.93%), Young coconut, Kurumba (+8.03%), Eggs (+4.91%), Milk packet flavoured (+2.80%), Apples (+5.14%), Onion (+3.25%) Smoked fish (+2.46%), Yoghurt (+2.71%) and Cucumber (+3.92%).

This rise was partially offset by the decrease in price Tuna(-4.15%), Coconut dry nut Kaashi (-4.84%), Reef fish (-1.11%), Grapes (-6.19%), Tuna curry cut (-9.69%),Papaya/falho (-5.83%) and Lime (-1.28%).

Over the twelve months until May 2026, the Food and beverages group rose by **+5.86%**



## TRANSPORT (+1.12%)

The Transport group rose by +1.12% in May 2026 compared to April 2026.

The main contributor to this rise was the increase in price of International Airfare (+17.75%) and Other sea transport at (+1.08%). This rise was partially offset by the decrease in price Petrol (-4.61%).

Over the twelve months until May 2026, the Transport, group rose by **+9.35%**



## MAIN CONTRIBUTORS TO CHANGE

### RESTAURANTS AND ACCOMMODATION SERVICES (+0.70%)

The Restaurant and Accommodation group rose by +0.70% in May 2026 compared to April 2026.

The main contributor to this rise was the increase in the price of Coffee (+2.08%).

Note:- The expenditure on cigarettes and areca nuts purchased in restaurants has been reclassified to their respective divisions (tobacco and areca nuts). By excluding these items, the index for the "Restaurants and accommodation services" division will more accurately reflect the true price dynamics of its core services and goods. This revised series has been recompiled and is now effective up to the reference month of November 2022.

Over the twelve months until May 2026, the Restaurants and Accommodation services group rose by **+0.71%**.



### FURNISHING HOUSEHOLD EQUIPMENTS, CARPETS, AND OTHER FLOOR COVERINGS (+0.42%)

The Furnishing household equipment's, carpets, and other floor coverings group rose by +0.42% in May 2026 compared to April 2026.

The main contributor to this rise was the increase in price of Air condition (+2.64%), Detergent (+2.48%) and Bed (+4.81%). This was partially offset by the decrease in price of Sofa set (-5.34%) and Mattress (-3.65%).

Over the twelve months until May 2026, the furnishing household equipment's, carpets, and other flooring coverings group fell by **-0.25%**.



### TOBACCO AND ARECA NUT (+0.06%)

The Tobacco and Areca nut group rose by +0.06% in May 2026 compared to April 2026.

Although contribution to price change is not significantly high, price increased in Areca Nut.

Note:-The expenditure on cigarettes and areca nuts acquired in restaurants, has been reclassified and is now accounted for within this division. The data series has been recompiled in accordance with this methodological change, with the revision extending to the reference month of November 2022.

Over the twelve months until May 2025, the Tobacco and Areca nut group rose by **+4.26%**.



### PERSONAL CARE, SOCIAL PROTECTION AND MISCELLANEOUS GOODS AND SERVICES (+0.02%)

The Personal care, social protection and miscellaneous goods and services group rose by +0.02% in May 2026 compared to April 2026.

Although contribution to price change is not significantly high, price increase is seen in Other appliances, articles and products for personal care.

Over the twelve months until April 2026, the Personal care, social protection and miscellaneous group rose by **+0.79%**.



## MAIN CONTRIBUTORS TO CHANGE

### EDUCATION SERVICES (+0.00%)

The Education services group remained unchanged in May 2026 compared to April 2026.

Over the twelve months until May 2026, Education services group fell by **-0.02%**.



### INSURANCE AND FINANCIAL SERVICES (+0.00%)

The Insurance and Financial services group remained unchanged in May 2026 compared to April 2026.

Over the twelve months until May 2026, the Insurance and Financial group rose by **+0.00%**.



### HEALTH (+0.00%)

The Health group rose by +0.00% in May 2026 compared to April 2026.

Although contribution to price change is not significantly high, price increased in Medicines, vaccines and other pharmaceutical preparations.

Over the twelve months until May 2026, the Health group rose by **+0.63%**.



### RECREATION, SPORT AND CULTURE (-0.11%)

The Recreation, sport and culture group fell by -0.11% in May 2026 compared to April 2026.

Although contribution to price change is not significantly high, price increased in Stationery and drawing materials.

Over the twelve months until May 2026, the Recreation, sports and culture group rose by **+2.26%**.



## MAIN CONTRIBUTORS TO CHANGE

### CLOTHING AND FOOTWEAR (-0.27%)

The Clothing and footwear group fell by -0.27% in May 2026 compared to April 2026.

The main contributor to this fall was the decrease in price of Men's shirt (-1.45%) and Children's clothing (-1.97%). This was partially offset by the increase in price of Women's Jeans (+6.95%).

Over the twelve months until May 2026, the Clothing and footwear group fell by **-0.62%**.



### INFORMATION AND COMMUNICATION (-0.50%)

The Information and communication group fell by -0.50% in May 2026 compared to April 2026.

The main contributor to this fall was due to the decrease in unit price of Mobile phone services\* used by consumer (-0.97%).

Note: \*The total amount paid and total units consumed by different subscribers for voice, SMS and data is used to calculate prices of mobile services. Thus, the weighted average amount paid per unit of mobile services is used to monitor the changes in price. Refer to <https://statisticsmaldives.gov.mv/nbs/wp-content/uploads/2023/03/Review-of-the-Consumer-Price-Index-2022-1.pdf>

Over the twelve months until May 2026, the Information and communication group fell by **-0.70%**.



### FISH (-1.10%)

The Fish group fell by -1.10% in May 2026 compared to April 2026.

The main contributor to this fall was the decrease in price of Tuna (-4.15%), Reef fish (-1.11%) and Tuna curry cut (-9.69%). This was partially offset by the increase in price of Smoked Fish (+2.46%).

Over the twelve months until May 2026, the Fish group rose by **+5.30%**.



### HOUSING, WATER, ELECTRICITY, GAS AND OTHER FUELS (-0.66%)

The Housing, water, electricity, gas and other fuels group fell by -0.66% in May 2026 compared to April 2026.

The main contributor to this fall was the decrease of the price in unit price of Electricity services\* used by consumers (-3.77%), Screws/Nails/Door Hinge (-1.54%) and unit price of water services\* used by consumers (-0.39%).

This fall was partially offset by the increase in price of Cement (+7.70%).

Note: \*The total amount paid and total units consumed by different consumers is used to calculate unit price of Electricity and Water. Thus, the weighted average amount paid per unit of Electricity and water is used to monitor the changes in price. Refer to <https://statisticsmaldives.gov.mv/nbs/wp-content/uploads/2023/03/Review-of-the-Consumer-Price-Index-2022-1.pdf>

Over the twelve months until May 2026, Housing, water, electricity, gas and other fuels group rose by **+0.51%**.

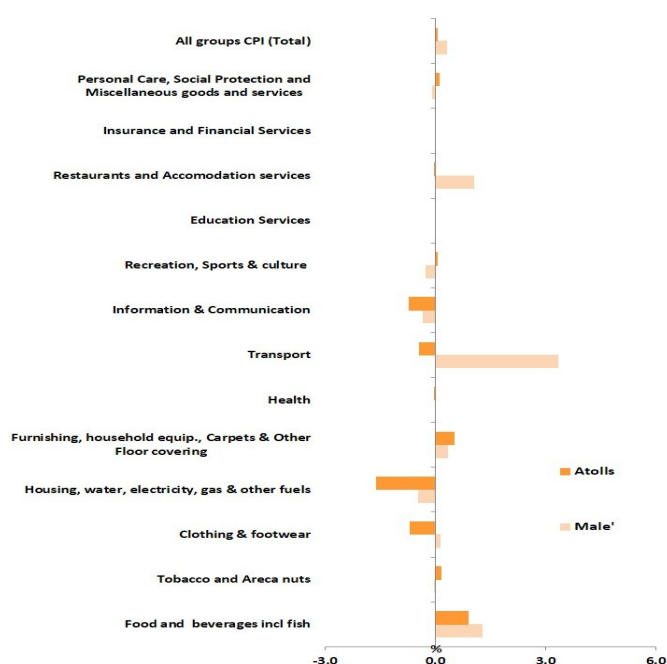


Electricity price has been revised for Republic and Atolls for April 2026 due to data revision received

# COMPARISON BETWEEN MALE' AND ATOLLS

## ALL GROUPS CPI

Month-on-Month inflation rate, Male' & Atolls,  
(April 2026 to May 2026)



Inflation rates : Male' & Atolls

Apr 2026 to May 2026

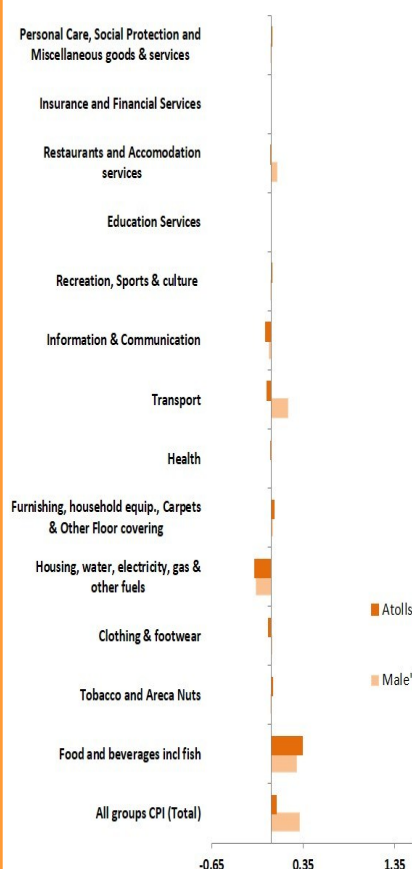
% change

Male' Atolls

Category	Male'	Atolls
All groups CPI (Total)	0.31	0.05
Food and beverages incl fish	1.26	0.90
Tobacco and Areca nuts	-0.03	0.16
Clothing & footwear	0.12	-0.69
Housing, water, electricity, gas & other fuels	-0.46	-1.61
Furnishing, household equip., Carpets & Other Floor covering	0.33	0.50
Health	0.00	0.00
Transport	3.31	-0.44
Information & Communication	-0.33	-0.72
Recreation, Sports & culture	-0.26	0.05
Education Services	0.00	0.00
Restaurants and Accommodation services	1.03	-0.03
Insurance and Financial Services	0.00	0.00
Personal Care, Social Protection and Miscellaneous goods and servii	-0.07	0.10
CPI analytical series		
Total excluding fish	0.30	0.25
Food and beverages excl fish	1.40	1.88
Fish	0.65	-2.29
Actual rentals for housing	0.00	0.00

CPI rose at All Group levels in Male' by +0.31% and in Atolls by +0.05% in May 2026.

Contribution to month-on-month  
inflation rate, Male' & Atolls  
(April 2026 to May 2026)



### MALE'

In Male' the most significant positive contributor was Food and Beverages group which was recorded at +1.26% due to increase in price of Frozen Chicken (+8.09%), Githeyo Mirus (+18.04%), Mango (+8.54%), Eggs (+6.43%), Reef Fish (+2.28%), Apples (+6.67%), Milk Packet flavored (+2.42%), Yoghurt (+4.05%) and Onion (+6.05). This was partially offset by the decrease of price of Grapes (-10.11%), Lime (-5.65%), Tuna curry cut (-9.69%) and Papaya (-7.89%).

In Male' the most significant negative contributor was Housing, Water, Electricity Gas and Other Fuels group recorded at -0.46% which was due to the decrease in unit price of Electricity (-3.59%) and water (-0.53%)

### ATOLLS

In Atolls the most significant positive contributor was Food and Beverages group at +0.90% due to increase in price of Frozen Chicken (+15.07%, Githeyo Mirus (+19.48%), Mango (+13.27%), Young coconut, Kurumba (+9.26%), Tea bags (+1.54%), Milk packet flavored (+3.41%), Smoked Fish (+3.19%) and eggs (+3.55%). This was partially offset by the decrease in price of Tuna (-6.28%), Coconut (dry nut), Kaashi (-6.65%), Reef Fish (-2.92%), Carrot (-4.70%) and Tuna curry cut (-9.69%).

In Atolls the most significant negative contributor was Housing, Water, Electricity Gas and Other Fuels recorded at -1.61% which was due to the decrease in unit price of Electricity services\* used by consumers (-3.95%). This was partially offset by the increase in price of Cement (+7.88%) and water (+2.34%).

# YEAR-ON-YEAR INFLATION RATES, REPUBLIC, MALE' AND ATOLLS

(May 2025 to May 2026)

Inflation rates : Republic, Male' & Atolls	May 2025 to May 2026		
	% change		
	Republic	Male'	Atolls
<b>All groups CPI (Total)</b>	<b>2.54</b>	<b>1.83</b>	<b>3.59</b>
Food and beverages incl fish	5.86	5.66	6.03
Tobacco and Areca nuts	4.26	-1.04	4.45
Clothing & footwear	-0.62	0.21	-1.53
Housing, water, electricity, gas & other fuels	0.51	0.10	2.53
Furnishing, household equip., Carpets & Other Floor covering	-0.25	1.90	-2.29
Health	0.63	0.54	0.75
Transport	9.35	8.88	9.69
Information & Communication	-0.70	-0.17	-1.39
Recreation, Sports & culture	2.26	4.89	-0.40
Education Services	-0.02	0.22	-0.61
Restaurants and Accomodation services	0.71	1.02	0.02
Insurance and Financial Services	0.00	0.00	0.00
Personal Care, Social Protection and Misc. goods & services	0.79	2.80	-0.56
<b>CPI analytical series</b>			
Total excluding fish	2.39	1.82	3.27
Food and beverages excl fish	6.00	6.47	5.58
Fish	5.30	2.20	7.58
Actual rentals for housing	0.00	0.00	0.00

## YEAR-ON-YEAR

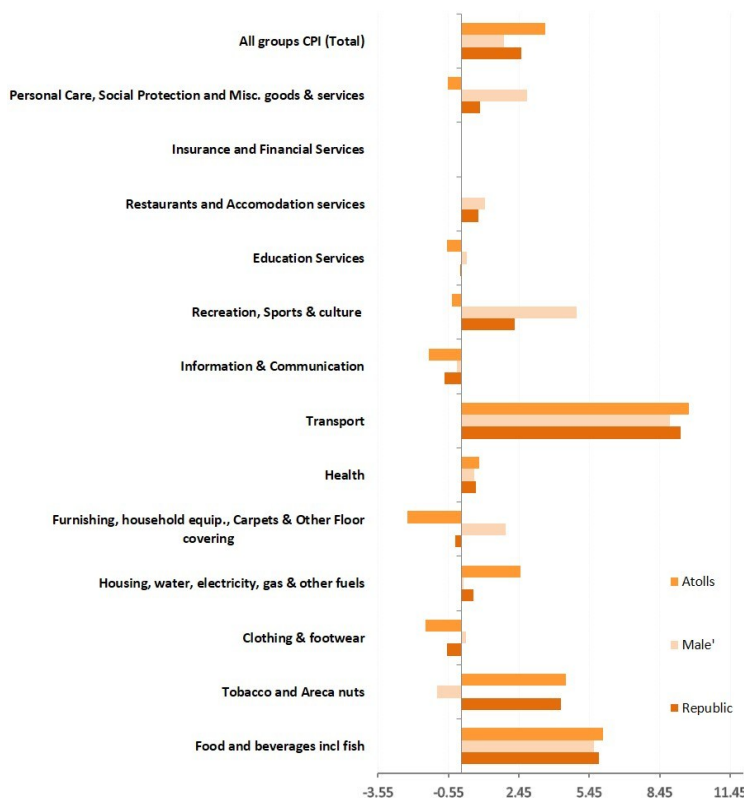
Year-on-year CPI increased at the All Group Levels for the Republic by +2.54%, Male by +1.83% and by Atolls +3.59%

Price change for Major groups in Republic, Male' and the Atolls showed a similar pattern as they tend to move in the same direction with the exception in ,Tobacco and Areca nuts group, Clothing & Foot wear group, Furnishing, household equip., Carpets & Other Floor covering group, Education group and Personal care, social protection and misc. goods & services.

## REPUBLIC

In Republic the most significant positive contributor to the rise was Transport at (+9.35%) followed by Food and beverages incl fish at (+5.86%). At Republic level the most significant negative contributor was Information & Communication (-0.70%) and Clothing & Foot ware at (-0.62%).

## Year-on-year Inflation rates, Republic, Male' and Atolls



## MALE'

In Male' the most significant positive contributor to the rise was Transport at (+8.88%) followed by Food & beverages group at (+5.66%).The most negative contributor to the rise was Tobacco and Areca nuts at (-1.04%).

## ATOLLS

In Atolls the most positive contributor to this rise was Transport group (+9.69%),Food and beverages group (+6.03%) followed at Tobacco and Araca nuts group (+4.45%) The most significant negative contributor was Furnishing, household equip., Carpets & Other Floor covering group at (-2.29%).

# COMPARISON BETWEEN REPUBLIC, MALE' AND ATOLLS

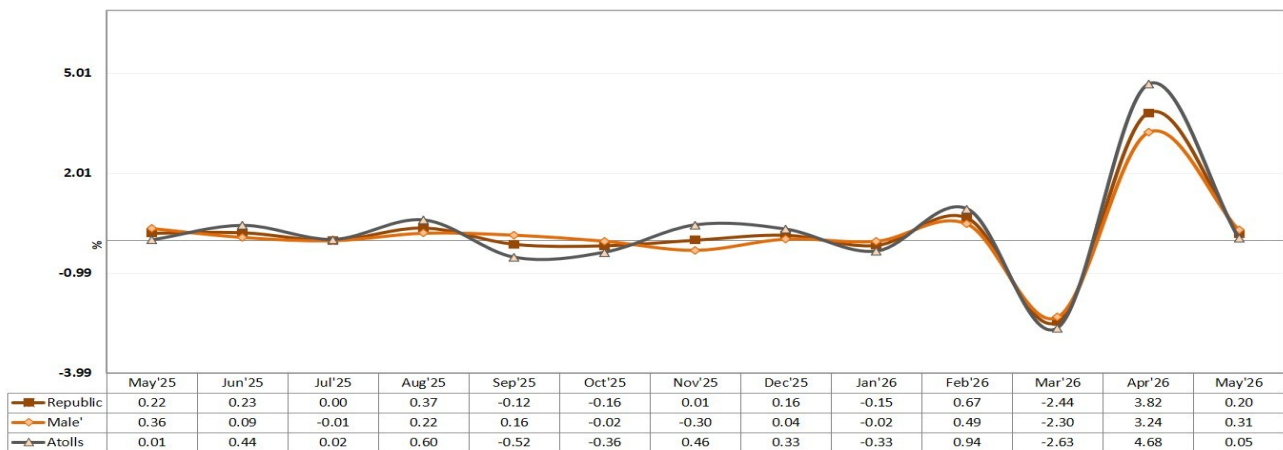
## ALL GROUPS CPI

ALL GROUPS CPI, All groups index numbers and percentage changes

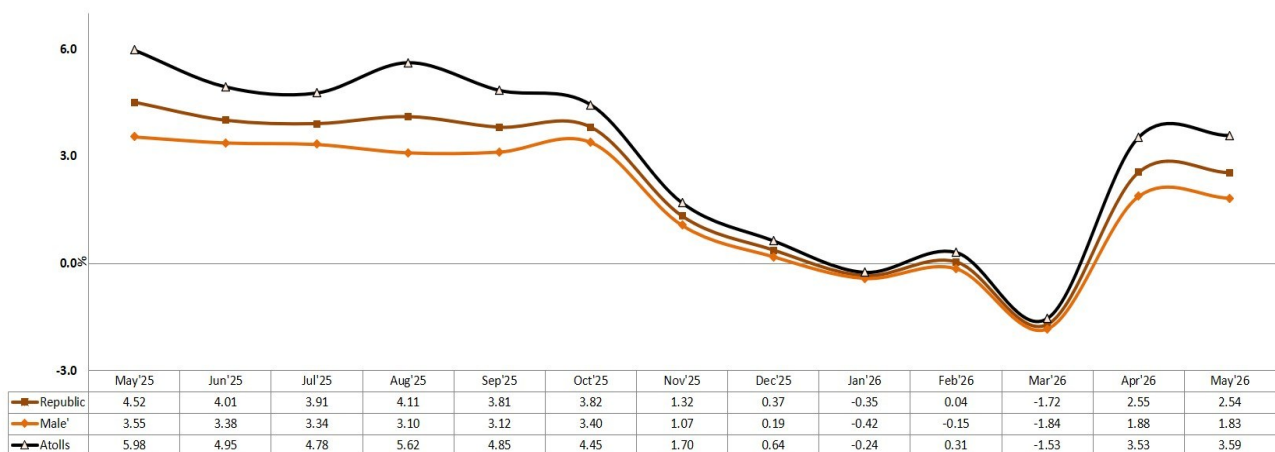
	Index number	Percentage change	
	(a)	May-26	Apr 2026 to May 2026
Republic	110.02		0.20
Male'	108.68		0.31
Atolls	112.02		0.05
			May 2025 to May 2026
Republic			2.54
Male'			1.83
Atolls			3.59

(a) Base of each index: Nov 2022 = 100

### MONTH-ON-MONTH INFLATION RATE, (%), April 2026 - May 2026



### YEAR-ON-YEAR INFLATION RATE, (%), May 2025 - May 2026



## LIST OF TABLES

### CONSUMER PRICE INDEX

1. CPI groups and sub-group, Republic
2. CPI groups and sub-group, Male'
3. CPI groups and sub-group, Atolls
4. CPI groups, sub-group and expenditure class, Republic (available only on website)
5. CPI groups, sub-group and expenditure class, Male' (available only on website)
6. CPI groups, sub-group and expenditure class, Atolls' (available only on website)
7. Analytical series (available only on website)
8. All groups CPI (Total), index numbers (available only on website)
9. All groups CPI series Republic (available only on website)
10. All groups CPI series Male' (available only on website)
11. All groups CPI series Atoll' (available only on website)