

ESSENTIAL COMMODITIES PRICE INDEX

Monthly Release March 2026 - REPUBLIC

Base period: November 2022 | Published on: 28th April 2026



Total ECPI - Republic



+0.77% +2.75%

Food



-0.20% +1.68%

Beverages



+0.90% +3.28%

Gas & other fuel



+16.60% +15.12%

Personal care products



+0.08% +2.10%

- Month-on-Month Change
- Year-on-Year Change

OVERALL ESSENTIAL COMMODITY PRICE INDEX (ECPI)

The Total ECPI for Republic is 116.86. The month-on-month (March 2026 compared to February 2026) inflation rate increased by +0.77%, while the year-on-year (March 2026 compared to March 2025) inflation rate stood at +2.57%.

FOOD

The month-on-month, (March 2026 compared to February 2026) inflation rate of Food prices decreased by -0.20%. The most notable decrease was in Fruits prices (-2.40%) and Vegetables (-1.36%). This was offset by the increase in Fish at (+1.58%).

On year-on-year basis (March 2026 compared to March 2025) the Food inflation is at +1.68%. With the most significant price increase in Fish prices at (+6.33%), Sugar, jam, honey, chocolate and confectionery (+6.00%) and Milk, other dairy products and eggs (+4.71%). This was offset by the decrease in prices of Vegetables (-5.00%) and Fruits (-2.61%).

BEVERAGES

Beverage prices experienced an increase in March 2026 compared to February 2026 (month-on-month) with a increase of +0.90%. This rise was primarily driven by the increase in the price of coffee and coffee substitutes (+4.71%) and Fruit and vegetable juices (+0.31%). This was offset by the decrease in Tea, maté and other plant products for infusion (-0.01%).

On year-on-year basis (March 2026 compared to March 2025) the beverages inflation rate was +3.28%, with a sharp increase in prices of Coffee and coffee substitutes (+13.47%) and Tea, maté and other plant products for infusion (+2.00%).

GAS AND OTHER FUEL

The Gas and other fuels group recorded a month-on-month increase of +16.60% in March 2026 compared to February 2026. On year-on-year basis, prices in this group rose by +15.12%, in March 2026 compared with March 2025.

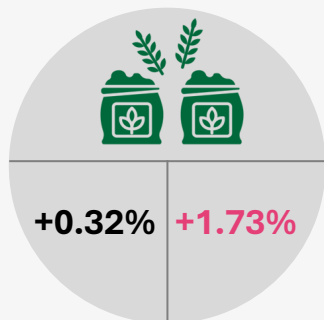
PERSONAL CARE PRODUCTS

Personal Care Products category shows a price increase of +0.08% on month-on-month (March 2026 compared to March 2026) inflation rate, while the year-on-year inflation rate of this group is at +2.10%.

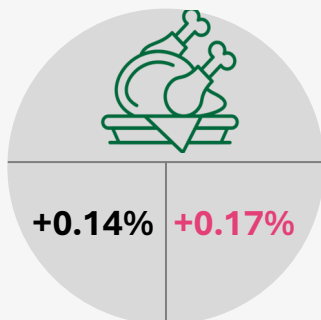
INFLATION RATES BY MAJOR GROUPS, REPUBLIC – March 2026

● Month-on-Month Change

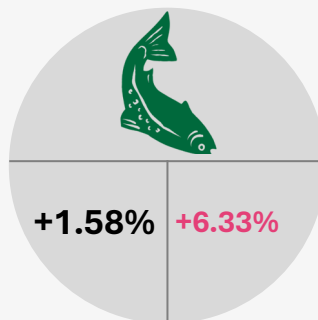
● Year-on-Year Change



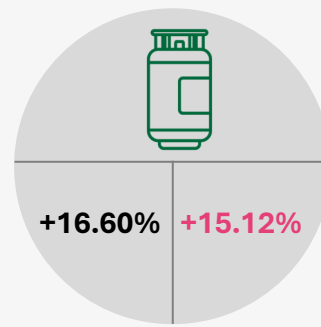
Cereals and cereal products



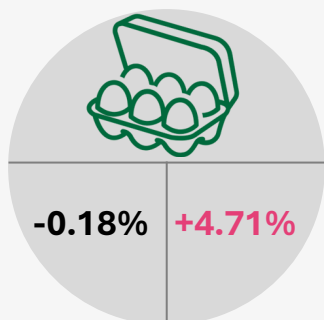
Meat



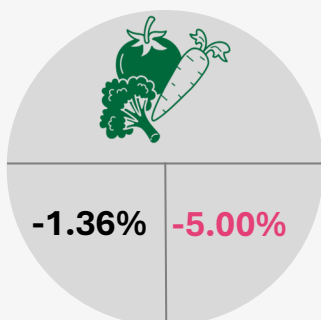
Fish



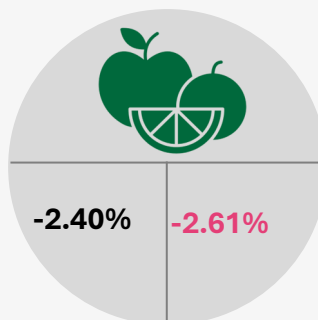
Gas



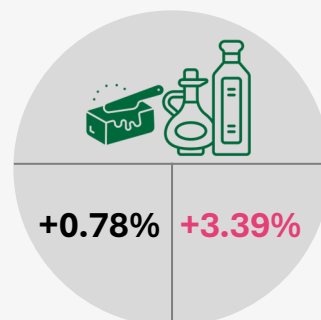
Milk, Other Dairy Products & Eggs



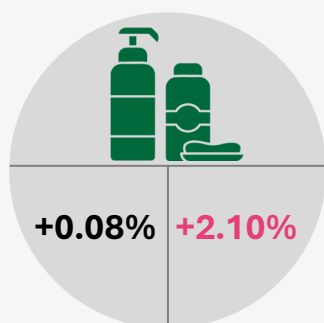
Vegetables



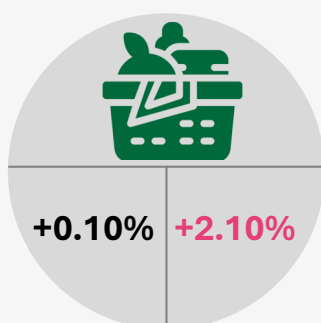
Fruits



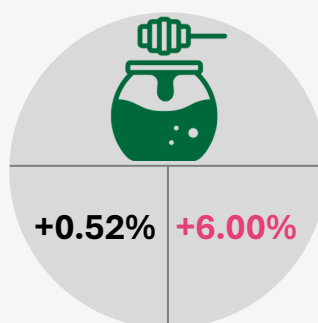
Oil & Fats



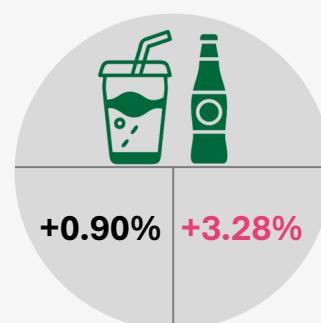
Personal Care Products



Other Food Products n.e.c



Sugar, jam, honey, chocolate and confectionery



Beverages

ESSENTIAL COMMODITY PRICE INDEX - MALE'

Total ECPI - Male'



+0.58% | +1.73%

Food



-0.34% | +0.42%

Beverages



+1.17% | +3.93%

Gas & other fuel



+12.48% | +12.28%

Personal care products



+0.24% | +3.13%

● Month-on-Month Change

● Year-on-Year Change

OVERALL ESSENTIAL COMMODITY PRICE INDEX (ECPI) - MALE'

The Overall ECPI of Male' stood at 116.75. The month-on-month (from February 2026 to March 2026) inflation rate increased by +0.58%, while, the year-on-year inflation rate (comparing March 2026 to March 2025) also increased by +1.73%.

FOOD

The month-on-month from (February 2026 to March 2026) Food prices decreased by -0.34%. The groups that experienced notable decrease in price of Fruits at (-2.47%) and Vegetables (-0.71%). This was offset by the increase in the prices of Oil and Fats at (+1.60%) and Fish products (+0.62%). On year-on-year basis, Food prices from March 2026 compared to March 2025 increased by +0.42%, with the most significant price increase in the prices of Sugar, jam, honey, chocolate and confectionery (+7.43%), Milk, other dairy products and eggs (+5.23%). This was offset by the decrease in prices of Vegetables (-6.45%) and Fruits (-3.29%).

BEVERAGES

Beverages prices rose (February 2026 to March 2026) by +1.17%. Notable increases were observed in Coffee and coffee substitutes (+6.68%) and Fruit and Vegetable Juice (+0.51%).

On year-on-year basis, prices of beverages increased (February 2026 compared to February 2025) by +3.93%, with significant price increases in Coffee and coffee substitutes (+14.30%) and Tea, mate' and other plant products for infusion (+3.95%).

GAS AND OTHER FUEL

The Gas and other fuels group recorded a month-on-month increase of +12.48% in March 2026 compared to February 2026. On year-on-year basis, prices in this group rose by +12.28%, in March 2026 compared with March 2025.

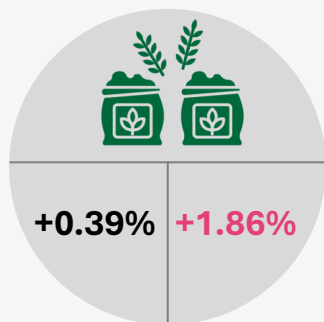
PERSONAL CARE PRODUCTS

The Personal Care group prices Increased by +0.24% in March 2026 compared to February 2026. When compared to March 2026, the March 2025 prices of this group increased by +3.13%.

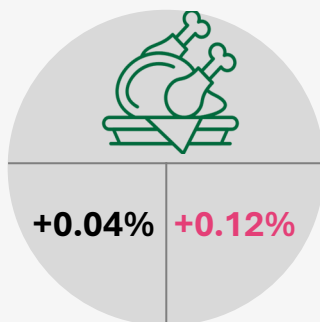
INFLATION RATES BY MAJOR GROUPS, MALE' - March 2026

● Month-on-Month Change

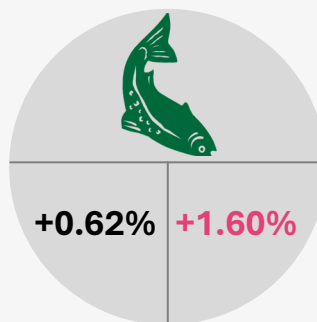
● Year-on-Year Change



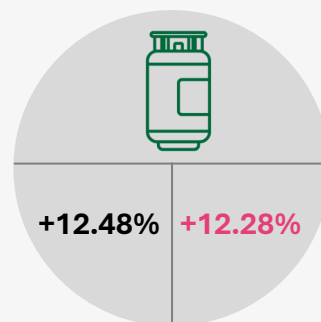
Cereals and cereal products



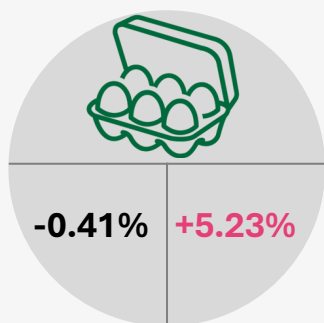
Meat



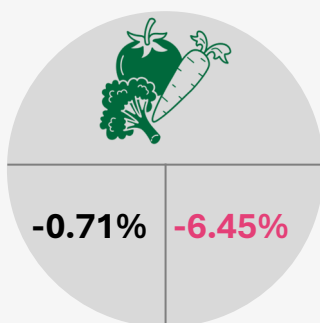
Fish



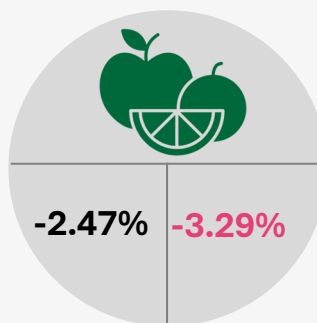
Gas



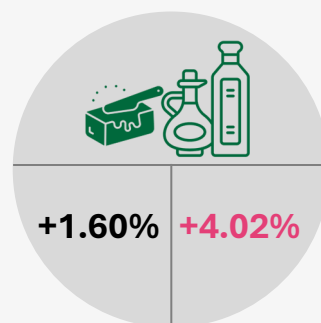
Milk, Other Dairy Products & Eggs



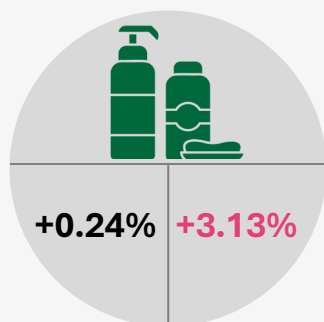
Vegetables



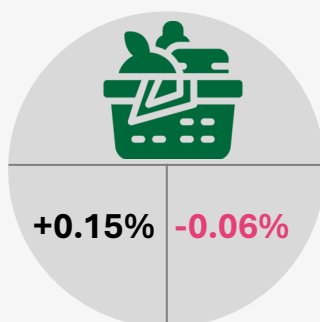
Fruits



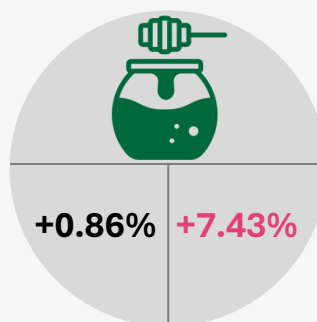
Oil & Fats



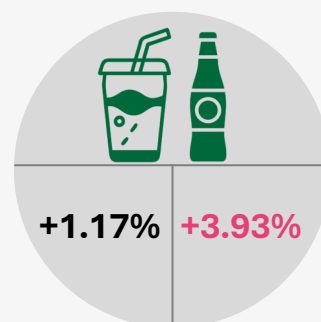
Personal Care Products



Other Food Products n.e.c



Sugar, jam, honey, chocolate and confectionery



Beverages

ESSENTIAL COMMODITY PRICE INDEX - ATOLLS

Total ECPI - Atoll



+0.93% | +3.32%

Food



-0.07% | +2.76%

Beverages



+0.61% | +2.59%

Gas & other fuel



+20.85% | +17.99%

Personal care products



-0.08% | +1.17%

● Month-on-Month Change

● Year-on-Year Change

OVERALL ESSENTIAL COMMODITY PRICE INDEX (ECPI) - ATOLLS

The ECPI of Atoll stood at 123.14. The month-on-month (March 2026 compared to February 2026) inflation rate decline by +0.93%, while, the year-on-year inflation rate (March 2026 compared to March 2025) is at +3.32%.

FOOD

The month-on-month (March 2026 compared to February 2026) Food prices decreased by -0.07%. The groups that experienced notable price decrease in Fruits (-2.35%) and Vegetables (-1.87%). This was offset by the increase of prices of Fish (+2.23%).

On year-on-year basis (March 2026 compared to March 2025), Food prices increased by +2.76%, with the most significant price increase in the prices of Fish (+9.77%) and Sugar, jam, honey, chocolate and confectionery (+4.40%). This was offset by the decrease in the price of Vegetables (-3.81%) and Fruits (-2.08%).

BEVERAGES

Beverage prices increased in March 2026 compared to February 2026 by +0.61%. This rise was primarily driven by increase in the price of coffee and coffee substitutes (+2.96%) and Fruit and vegetable juices (+0.16%).

On year-on-year basis (March 2026 compared to March 2025), prices of beverages is at +2.59%, with significant price increase in coffee and coffee substitutes (+12.73%) and Tea, maté and other plant products for infusion (+0.44%).

GAS AND OTHER FUEL

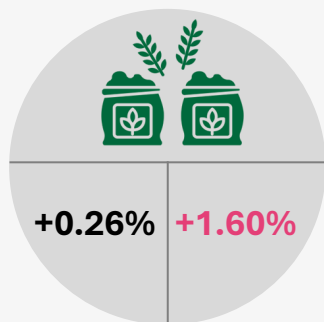
The Gas and other fuels group recorded a month-on-month increase of +20.85% in March 2026 compared to February 2026. On year-on-year basis, prices in this group rose by +17.99%, in March 2026 compared with March 2025.

PERSONAL CARE PRODUCTS

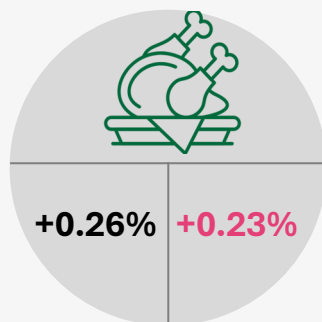
Personal Care Products group shows a price decreased of -0.08% on month-on-month (March 2026 compared to February 2026) inflation rate. The year-on-year (March 2026 compared to March 2025) inflation rate of this group also shows a price increase of +1.17%.

INFLATION RATES BY MAJOR GROUPS, ATOLLS - March 2026

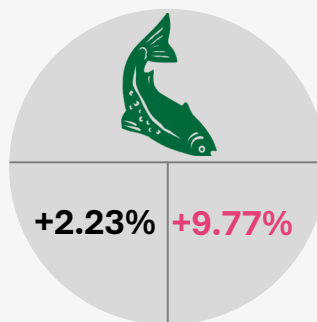
- Month-on-Month Change
- Year-on-Year Change



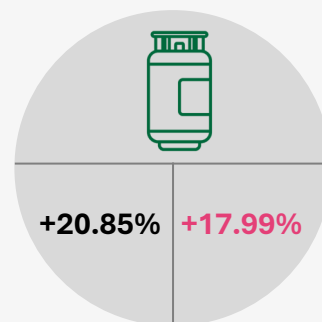
Cereals and cereal products



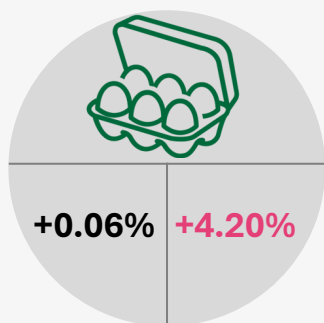
Meat



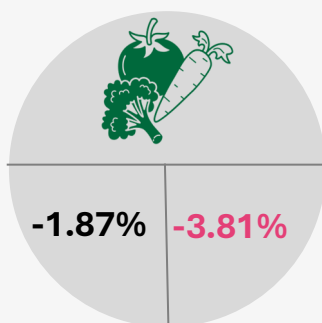
Fish



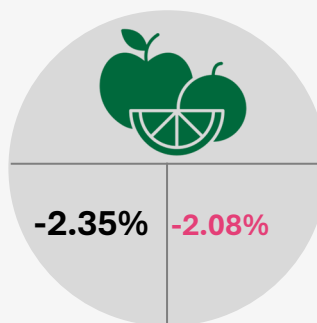
Gas



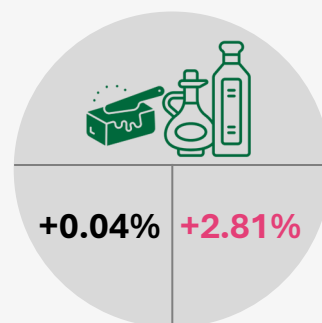
Milk, Other Dairy Products & Eggs



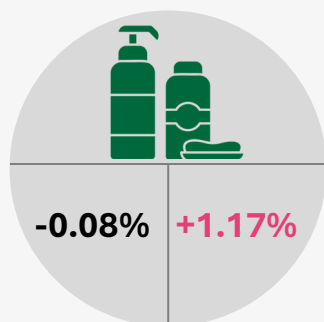
Vegetables



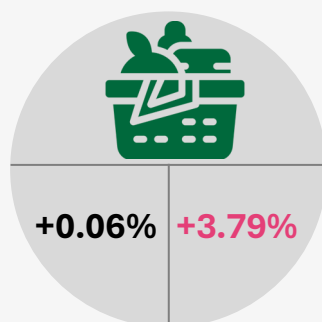
Fruits



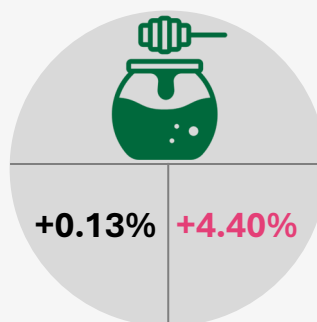
Oil & Fats



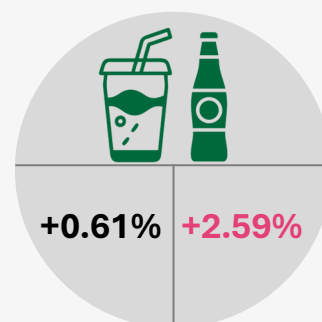
Personal Care Products



Other Food Products n.e.c



Sugar, jam, honey, chocolate and confectionery



Beverages

NOTES

FORTHCOMING ISSUES

Issue (monthly)	Release date
April 2026	25 May 2026
May 2026	29 June 2026
June 2026	23 July 2026

WHAT IS ECPI?

- ECPI is a weighted average price index of a basket of essential commodities, such as food, beverages, fuel and personal care products. The ECPI basket includes 96 products with 2,549 price quotations collected on monthly basis.
- The weightage are given as below:

Description	Republic	Male'	Atolls
Food	72.55	70.94	73.97
Beverages	12.91	14.2	11.78
Gas and other fuel	5.90	6.43	5.43
Personal care products	8.64	8.43	8.82

- It is a sub-index of Consumer Price Index

HOW ECPI WILL BE USED?

- To impose price regulations.
- Acts as an early warning system of inflation of essential commodities

MEASUREMENT OF CHANGE IN THE PRICE INDEX

Change over previous month (month-on-month) compares the index of the month with that of the preceding month. Such comparisons measure the change in the average prices between two consecutive months. They serve as useful short-term indicators of the price movements in the non-seasonal industries.

Change over same month of previous year (year-on-year) compares the index of the month with same month of previous year. The measure gives how an industry is growing over 12 months. It reduces the seasonality effects in the indices.

ABBREVIATIONS

MBS	Maldives Bureau of Statistics
CPI	Consumer Price Index
ECPI	Essential commodity Price Index

ACKNOWLEDGMENT

The entire process of data validation, compilation and updating has been done in close collaboration with all the data providing outlets. Data collection, verification has been carried out by Ms. Azmeela Hassan Azeez, Ms. Aishath Rausha Mohamed, Ms. Haseen Mohamed Abdul Kareem, Mr. Vishal Ahmed, Suhail Abdulla Sadiq and Mr. Mohamed Zayan Musthafa under the close guidance of Ms. Aishath Hassan and Ms. Sajida Ahmed.

The essential commodity price index is compiled and Item weights were developed by Ms. Aishath Hassan. The overall design of this publication was done by Ms. Aishath Hassan and Mr. Shahuleen Moosa.

The ECPI Basket of goods were selected with the support and guidance from Ministry of Economic Development and Trade.