

ESSENTIAL COMMODITIES PRICE INDEX

Monthly Release April 2026 - REPUBLIC

Base period: November 2022 | Published on: 31st May 2026



Total ECPI - Republic



+1.19% +5.77%

Food



+0.89% +5.22%

Beverages



+1.65% +4.79%

Gas & other fuel



+5.40% +22.36%

Personal care products



+0.45% +2.18%

● Month-on-Month Change

● Year-on-Year Change

OVERALL ESSENTIAL COMMODITY PRICE INDEX (ECPI)

The Total ECPI for Republic is 118.02. The month-on-month (April 2026 compared to March 2026) inflation rate increased by +1.19%, while the year-on-year (April 2026 compared to April 2025) inflation rate stood at +5.77%.

FOOD

The month-on-month, (April 2026 compared to March 2026) inflation rate of Food prices increased by +0.89%. The most notable increase was in Meat prices (+10.84%) and Oil and fats (+3.69%). This was offset by the decrease in Vegetables (-3.52%) and Fruits (-1.33%).

On year-on-year basis (April 2026 compared to April 2025) the Food inflation is at +5.22%. With the most significant price increase in Meat prices at (+10.97%), Sugar, jam, honey, chocolate and confectionery (+7.88%) and Oil and fats (+7.17%). This was offset by the decrease in price of Vegetables (-0.66%)

BEVERAGES

Beverage prices experienced an increase in April 2026 compared to March 2026 (month-on-month) with a increase of +1.65%. This rise was primarily driven by the increase in the price of coffee and coffee substitutes (+5.25%) and Fruit and vegetable juices (+2.09%).

On year-on-year basis (April 2026 compared to April 2025) the beverages inflation rate was +4.79%, with a sharp increase in prices of Coffee and coffee substitutes (+18.81%) and Tea, maté and other plant products for infusion (+2.76%).

GAS AND OTHER FUEL

The Gas and other fuels group recorded a month-on-month increase of +5.40% in April 2026 compared to March 2026. On year-on-year basis, prices in this group rose by +22.36%, in April 2026 compared with April 2025.

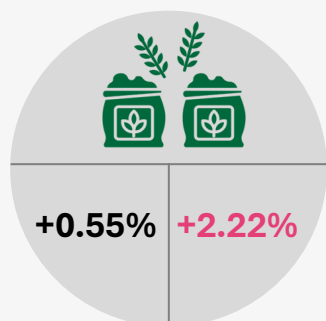
PERSONAL CARE PRODUCTS

Personal Care Products category shows a price increase of +0.45% on month-on-month (April 2026 compared to March 2026) inflation rate, while the year-on-year inflation rate of this group is at +2.18%.

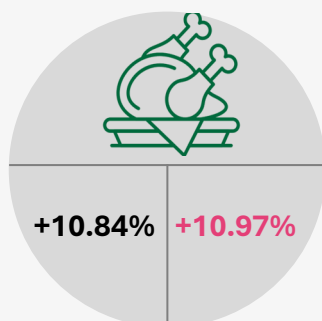
INFLATION RATES BY MAJOR GROUPS, REPUBLIC – APRIL 2026

● Month-on-Month Change

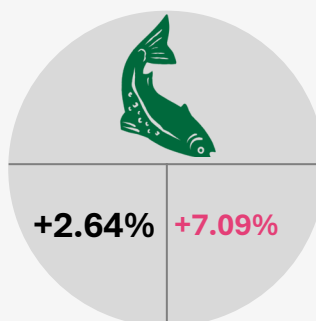
● Year-on-Year Change



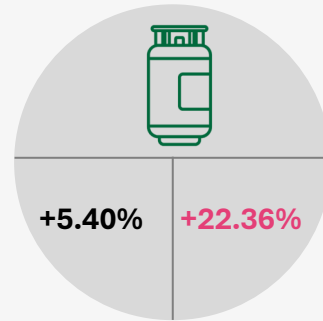
Cereals and cereal products



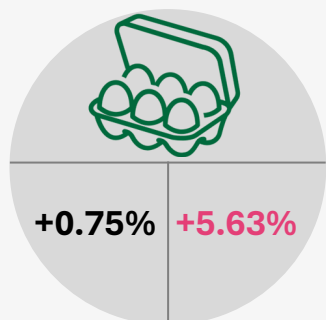
Meat



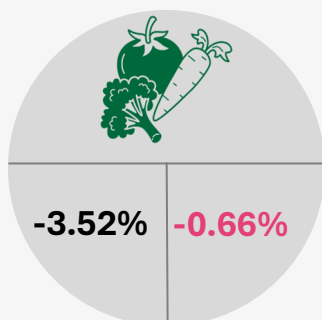
Fish



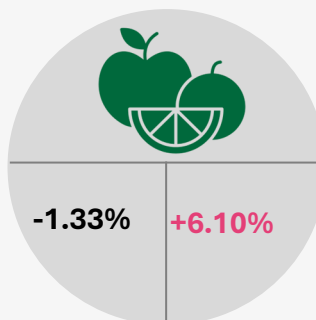
Gas



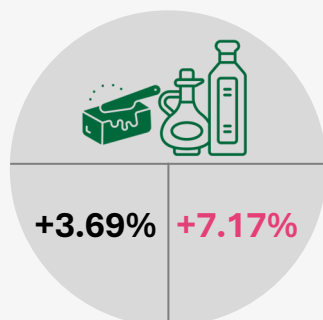
Milk, Other Dairy Products & Eggs



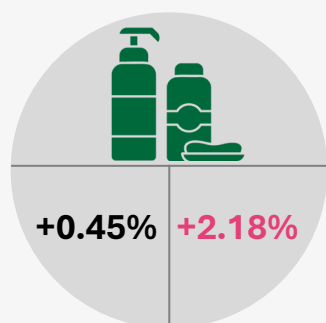
Vegetables



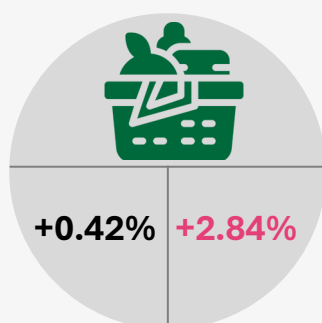
Fruits



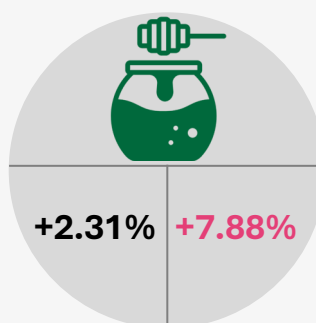
Oil & Fats



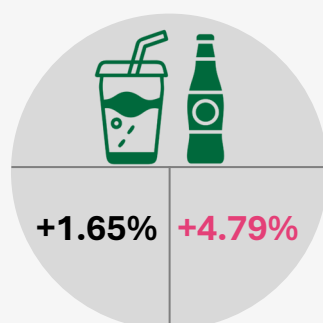
Personal Care Products



Other Food Products n.e.c



Sugar, jam, honey, chocolate and confectionery



Beverages

ESSENTIAL COMMODITY PRICE INDEX - MALE'

Total ECPI - Male'



+1.06% | +4.40%

Food



+0.97% | +3.61%

Beverages



+1.85% | +5.31%

Gas & other fuel



+0.53% | +14.54%

Personal care products



+0.89% | +3.50%

● Month-on-Month Change

● Year-on-Year Change

OVERALL ESSENTIAL COMMODITY PRICE INDEX (ECPI) - MALE'

The Overall ECPI of Male' stood at 117.98. The month-on-month (from March 2026 to April 2026) inflation rate increased by +1.06%, while, the year-on-year inflation rate (comparing April 2025 to April 2026) also increased by +4.40%.

FOOD

The month-on-month from (March 2026 to April 2026) Food prices Increased by +0.97%. The groups that experienced notable Increase in price of Meat (+14.58%) and Oil and Fats (+4.90%). This was offset by the decrease in the prices Vegetables (-3.79%) and Fruits at (-3.08%). On year-on-year basis, Food prices from April 2025 compared to April 2026 increased by +3.61%, with the most significant price increase in the prices of Meat (+14.58%), Sugar, jam, honey, chocolate and confectionery (+10.87%) and Oil and Fat (+9.03%). This was offset by the decrease in prices of Vegetables (-2.24%).

BEVERAGES

Beverages prices rose (from March 2026 to April 2026) by +1.85%. Notable increase were observed in prices of Coffee and coffee substitutes(+5.06%) and Fruit & vegetable juices (+3.20%).

On year-on-year basis, prices of beverages increased in April 2026 compared to April 2025 by +5.31%, with significant price increases in Coffee and coffee substitutes (+19.31%) and Fruit & vegetable juices (+5.30%).

GAS AND OTHER FUEL

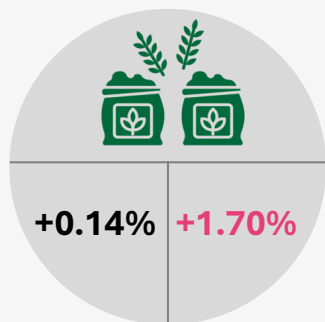
The Gas and Other Fuels group prices increased by +0.53% in April 2026 compared to March 2026. However, there was an increase in the year-on-year prices by +14.54% in April 2026 to April 2025.

PERSONAL CARE PRODUCTS

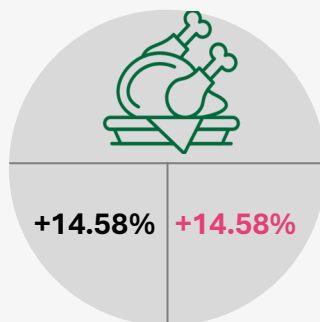
The Personal Care group prices increased by +0.89% in April 2026 compared to March 2026. When compared to April 2025, the April 2026 prices of this group increased by +3.50%.

INFLATION RATES BY MAJOR GROUPS, MALE' - APRIL 2026

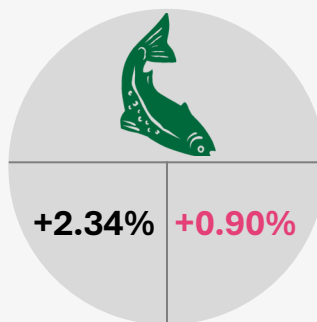
- Month-on-Month Change
- Year-on-Year Change



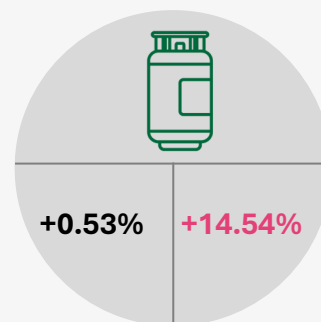
Cereals and cereal products



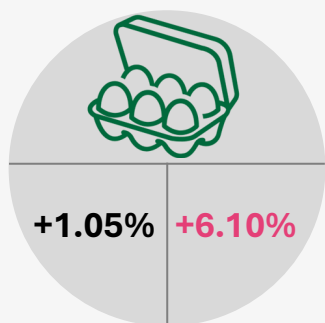
Meat



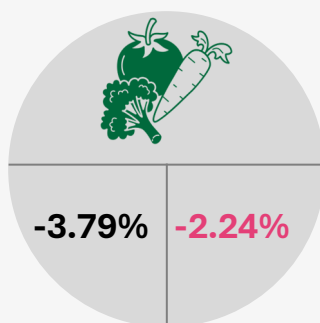
Fish



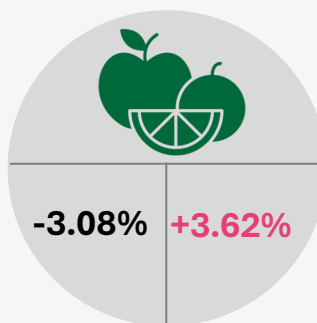
Gas



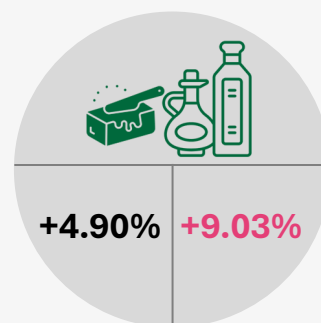
Milk, Other Dairy Products & Eggs



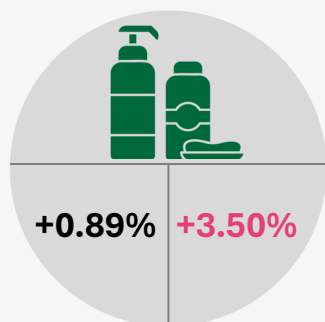
Vegetables



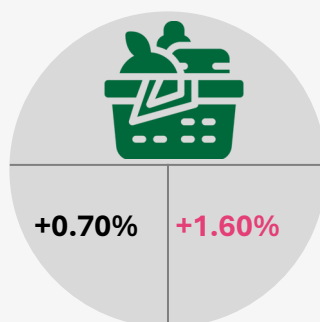
Fruits



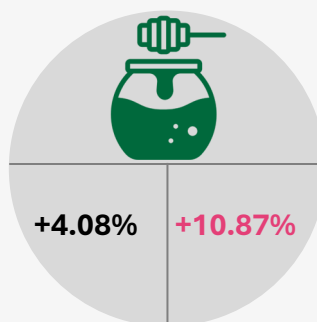
Oil & Fats



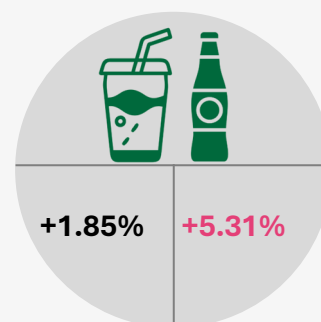
Personal Care Products



Other Food Products n.e.c



Sugar, jam, honey, chocolate and confectionery



Beverages

ESSENTIAL COMMODITY PRICE INDEX - ATOLLS

Total ECPI - Atoll



+1.31% | +6.99%

Food



+0.81% | +6.61%

Beverages



+1.43% | +4.25%

Gas & other fuel



+10.08% | +30.15%

Personal care products



+0.04% | +0.97%

● Month-on-Month Change

● Year-on-Year Change

OVERALL ESSENTIAL COMMODITY PRICE INDEX (ECPI) - ATOLLS

The ECPI of Atoll stood at 124.76. The month-on-month (April 2026 compared to March 2026) inflation rate increased by +1.31%, while, the year-on-year inflation rate (April 2026 compared to April 2025) is at +6.99%.

FOOD

The month-on-month (April 2026 compared to March 2026) Food prices increased by +0.81%. The groups that experienced notable price increase in Meat (+6.05%) and Fish (+2.84%). This was offset by the decrease of prices of Vegetable (-3.30%).

On year-on-year basis (April 2026 compared to April 2025), Food prices increased by +6.61%, with the most significant price increase in the prices of Fish (+11.68%), Fruits (+7.99%), Meat (+6.34%), Oil and Fats (+5.46%), Milk, other dairy products and eggs (+5.16%), Sugar, jam, honey, chocolate and confectionery (+4.51%), Other Food products n.e.c (+3.81%) and Cereals and cereal products (+2.72%).

BEVERAGES

Beverage prices increased in April 2026 compared to March 2026 by +1.43%. This rise was primarily driven by increase in the price of coffee and coffee substitutes (+5.42%) and Fruit and vegetable juices (+1.20%).

On year-on-year basis (April 2026 compared to April 2025), prices of beverages is at +4.25%, with significant price increase in coffee and coffee substitutes (+18.35%) and Tea, maté and other plant products for infusion (+1.44%).

GAS AND OTHER FUEL

The Gas and other fuels group recorded a month-on-month increase of +10.08% in April 2026 compared to March 2026. On year-on-year basis, prices in this group rose by +30.15%, in April 2026 compared with April 2025.

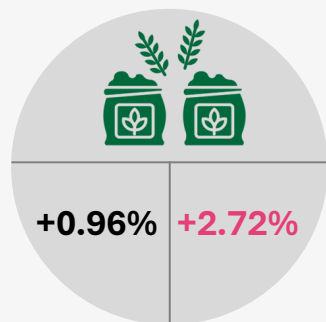
PERSONAL CARE PRODUCTS

Personal Care Products group shows a price increase of +0.04% on month-on-month (April 2026 compared to March 2026) inflation rate. The year-on-year (April 2026 compared to April 2025) inflation rate of this group also shows a price increase of +0.97%.

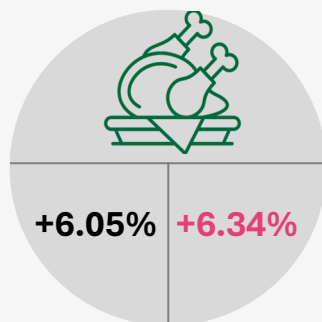
INFLATION RATES BY MAJOR GROUPS, ATOLLS - APRIL 2026

● Month-on-Month Change

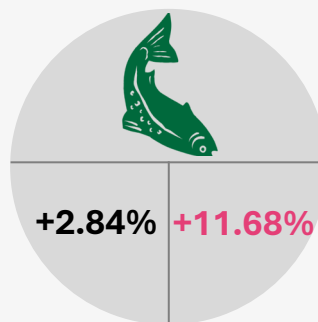
● Year-on-Year Change



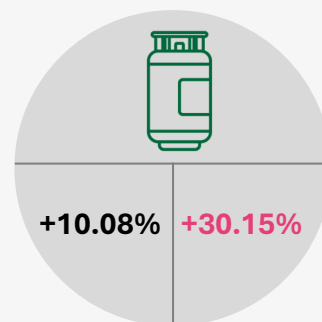
Cereals and cereal products



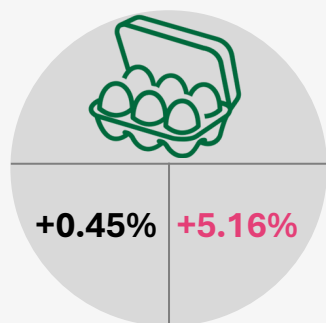
Meat



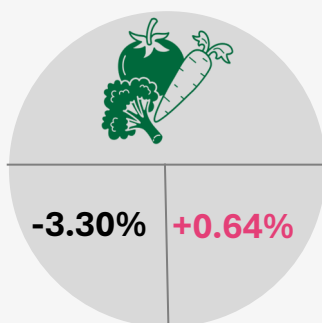
Fish



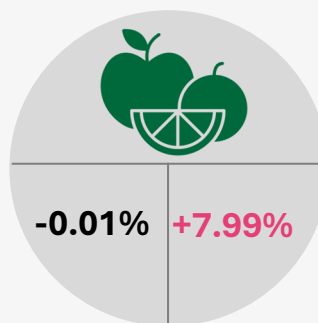
Gas



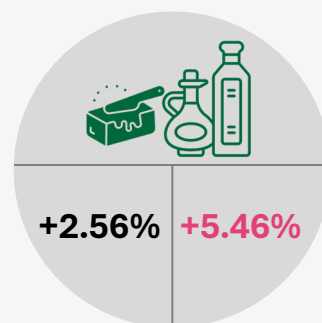
Milk, Other Dairy Products & Eggs



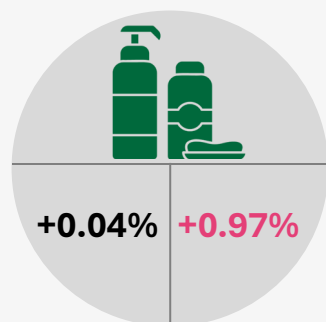
Vegetables



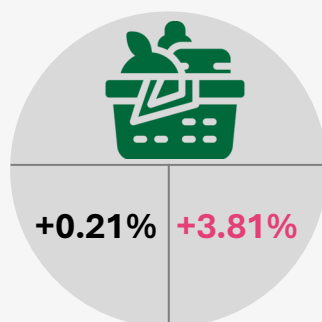
Fruits



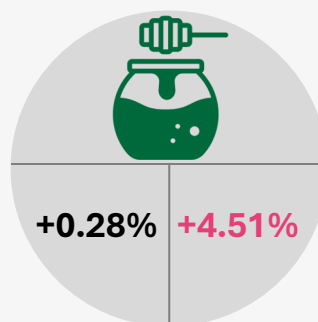
Oil & Fats



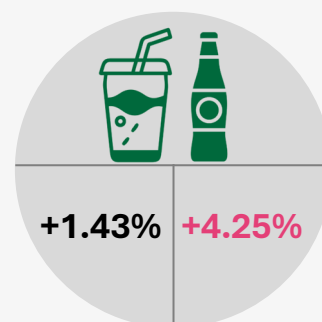
Personal Care Products



Other Food Products n.e.c



Sugar, jam, honey, chocolate and confectionery



Beverages

NOTES

FORTHCOMING ISSUES

Issue (monthly)	Release date
May 2026	29 June 2026
June 2026	23 July 2026
July 2026	27 August 2026

WHAT IS ECPI?

- ECPI is a weighted average price index of a basket of essential commodities, such as food, beverages, fuel and personal care products. The ECPI basket includes 96 products with 2,549 price quotations collected on monthly basis.
- The weightage are given as below:

Description	Republic	Male'	Atolls
Food	72.55	70.94	73.97
Beverages	12.91	14.2	11.78
Gas and other fuel	5.90	6.43	5.43
Personal care products	8.64	8.43	8.82

- It is a sub-index of Consumer Price Index

HOW ECPI WILL BE USED?

- To impose price regulations.
- Acts as an early warning system of inflation of essential commodities

MEASUREMENT OF CHANGE IN THE PRICE INDEX

Change over previous month (month-on-month) compares the index of the month with that of the preceding month. Such comparisons measure the change in the average prices between two consecutive months. They serve as useful short-term indicators of the price movements in the non-seasonal industries.

Change over same month of previous year (year-on-year) compares the index of the month with same month of previous year. The measure gives how an industry is growing over 12 months. It reduces the seasonality effects in the indices.

ABBREVIATIONS

MBS	Maldives Bureau of Statistics
CPI	Consumer Price Index
ECPI	Essential commodity Price Index

ACKNOWLEDGMENT

The entire process of data validation, compilation and updating has been done in close collaboration with all the data providing outlets. Data collection, verification has been carried out by Ms. Azmeela Hassan Azeez, Ms. Aishath Rausha Mohamed, Ms. Haseen Mohamed Abdul Kareem, Mr. Vishal Ahmed, Suhail Abdulla Sadiq and Mr. Mohamed Zayan Musthafa under the close guidance of Ms. Aishath Hassan and Ms. Sajida Ahmed.

The essential commodity price index is compiled and Item weights were developed by Ms. Aishath Hassan. The overall design of this publication was done by Ms. Aishath Hassan and Mr. Shahuleen Moosa.

The ECPI Basket of goods were selected with the support and guidance from Ministry of Economic Development and Trade.