

# ESSENTIAL COMMODITIES PRICE INDEX

## Monthly Release February 2026 - REPUBLIC

Base period: November 2022 | Published on: 19<sup>th</sup> April 2026



### Total ECPI - Republic



+1.84% +2.81%

- Month-on-Month Change
- Year-on-Year Change

### Food



+2.42% +3.20%

### Gas & other fuel



+0.43% -1.27%

### Beverages



+0.20% +2.43%

### Personal care products



-0.16% +2.29%

## OVERALL ESSENTIAL COMMODITY PRICE INDEX (ECPI)

The Total ECPI for Republic is 115.97. The month-on-month (February 2026 compared to January 2026) inflation rate rose by +1.84%, while the year-on-year (February 2026 compared to February 2025) inflation rate stood at +2.81%.

### FOOD

The month-on-month, (February 2026 compared to January 2026) inflation rate of Food prices increase by +2.42%. The most notable increase was in Fruits prices (+5.96%) and Vegetables (+3.64%). However, this was partially offset by the decline in Other Food products (-0.04%).

On year-on-year basis (February 2026 compared to February 2025) the Food inflation is at +3.20%. This includes a significant increase in the prices of Fruits (+5.82%), Fish (+5.65%) and Sugar, jam, honey, chocolate and confectionery (+5.51%). This was offset by the decline in prices of Vegetables (-4.46%).

### BEVERAGES

Beverage prices experienced an increase in February 2026 compared to January 2026 (month-on-month) with an increase of +0.20%. This rise was primarily driven by the increase in the price of coffee and coffee substitutes (+1.19%) and Fruit and vegetable juices (+0.12%). This was offset by the decrease in Tea, maté and other plant products for infusion (-0.08%).

On year-on-year basis (February 2026 compared to February 2025) the beverages inflation rate was +2.43%, with a sharp increase in prices of Coffee and coffee substitutes (+8.73%) and Tea, maté and other plant products for infusion (+1.89%).

### GAS AND OTHER FUEL

The Gas and Other Fuel category shows an increase of +0.43% on a month-on-month basis (February 2026 compared to January 2026), while the year-on-year basis (February 2026 to February 2025) inflation rate of the Gas and other fuel declined by -1.27%.

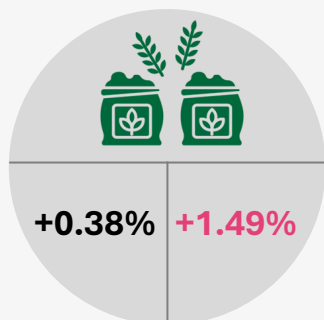
### PERSONAL CARE PRODUCTS

Personal Care Products category shows a price decrease of -0.16% on month-on-month (February 2026 compared to January 2026) inflation rate, while the year-on-year inflation rate of this group is at +2.29%.

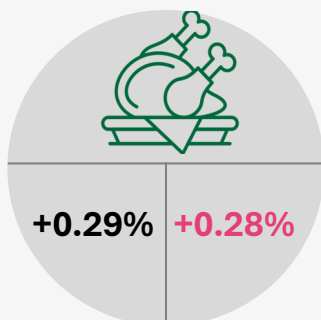
# INFLATION RATES BY MAJOR GROUPS, REPUBLIC – February 2026

● Month-on-Month Change

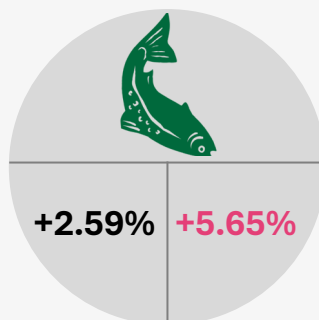
● Year-on-Year Change



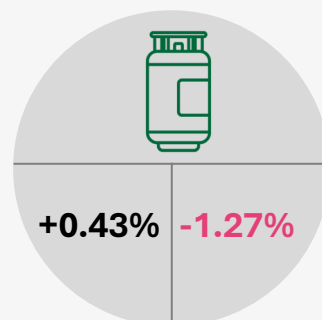
Cereals and cereal products



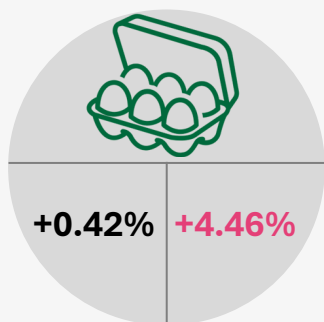
Meat



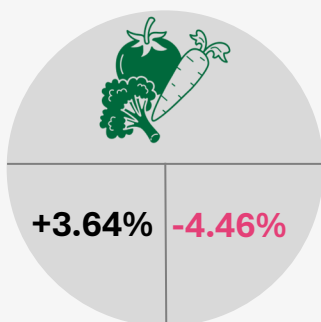
Fish



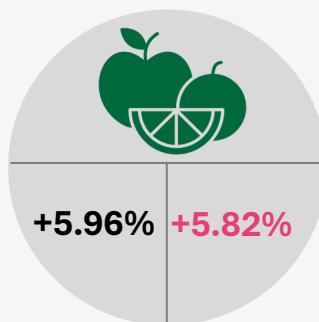
Gas



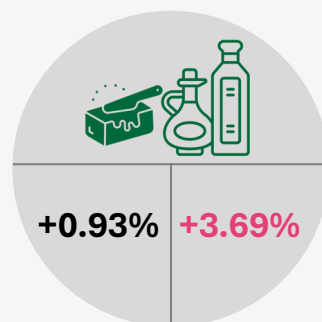
Milk, Other Dairy Products & Eggs



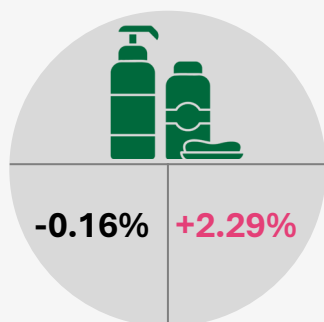
Vegetables



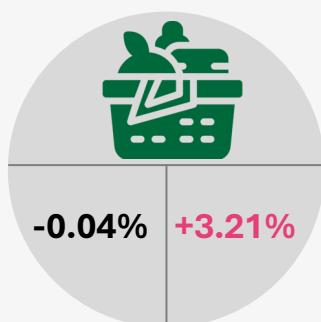
Fruits



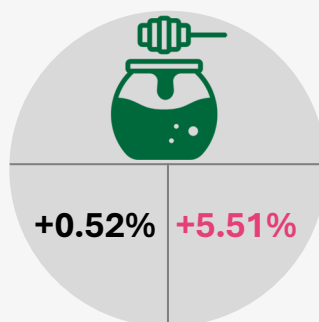
Oil & Fats



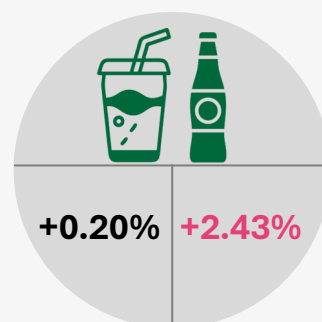
Personal Care Products



Other Food Products n.e.c



Sugar, jam, honey, chocolate and confectionery



Beverages

# ESSENTIAL COMMODITY PRICE INDEX - MALE'

## Total ECPI - Male'



+1.54% | +1.04%

## Food



+2.06% | +0.64%

## Beverages



+0.15% | +2.40%

## Gas & other fuel



+0.85% | -0.17%

## Personal care products



-0.33% | +3.28%

● Month-on-Month Change

● Year-on-Year Change

## OVERALL ESSENTIAL COMMODITY PRICE INDEX (ECPI) - MALE'

The Overall ECPI of Male' stood at 116.08. The month-on-month (from January 2026 to February 2026) inflation rate Increase by +1.54%, while, the year-on-year inflation rate (comparing February 2026 to February 2025) increased by +1.04%.

### FOOD

The month-on-month from (January 2026 to February 2026) Food prices increased by +2.06%. The groups that experienced notable increase in the prices of Fruits (+9.57%) ,Vegetables (+3.46%) and Sugar, jam, honey, chocolate and confectionery (+0.72%). This was offset by decline in price of Fish (-1.03%) and Other Food products (-0.13%). On year-on-year basis, Food prices from February 2026 compared to February 2025 increased by +0.64%, with the most significant price increase in Sugar, jam, honey, chocolate and confectionery (+6.94%) and Fruits (+4.94%). This was offset by a decrease in the prices of Vegetables (+9.61%).

### BEVERAGES

Beverages prices rose (January 2026 to February 2026) by +0.15%. Notable increases were observed in Coffee and coffee substitutes (+0.84%) and Fruit and Vegetable Juice (+0.56%).

On year-on-year basis, prices of beverages increased (February 2026 compared to February 2025) by +2.40%, with significant price increases in Coffee and coffee substitutes (+6.95%) and Tea, mate' and other plant products for infusion (+3.75%).

### GAS AND OTHER FUEL

The Gas and Other Fuels group Male' showed increase in prices by +0.85% in February 2026 compared to January 2026. However, there was a decline of -0.17% in the year-on-year prices (February 2026 to February 2025).

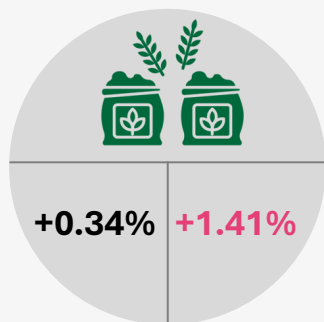
### PERSONAL CARE PRODUCTS

The Personal Care group prices decreased by -0.33% in February 2026 compared to January 2026. When compared to February 2026, the February 2025 prices of this group increased by +3.28%.

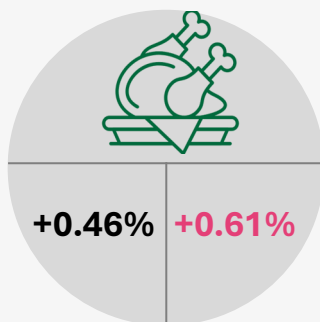
# INFLATION RATES BY MAJOR GROUPS, MALE' - February 2026

● Month-on-Month Change

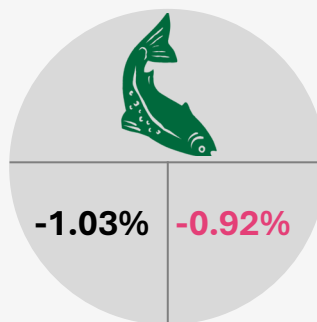
● Year-on-Year Change



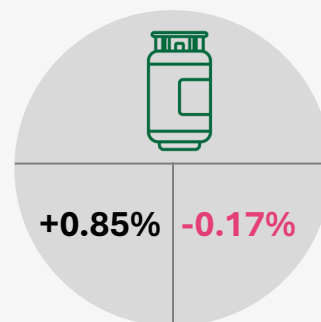
Cereals and cereal products



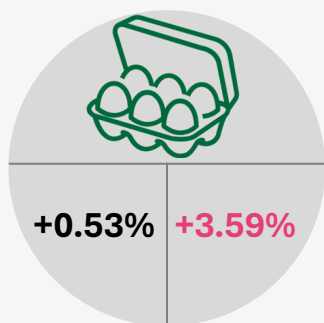
Meat



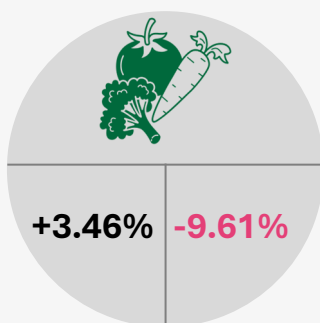
Fish



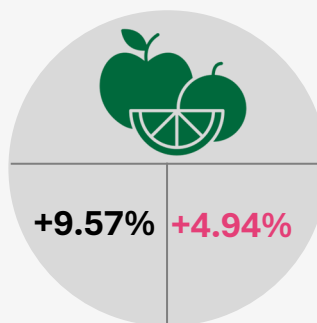
Gas



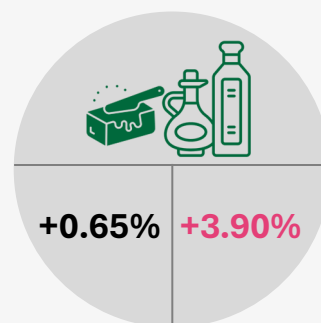
Milk, Other Dairy Products & Eggs



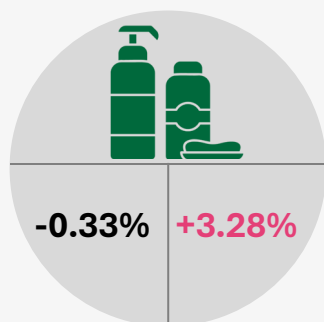
Vegetables



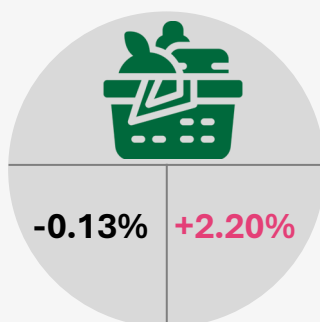
Fruits



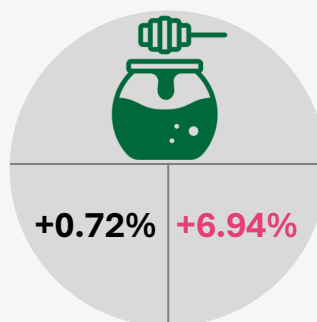
Oil & Fats



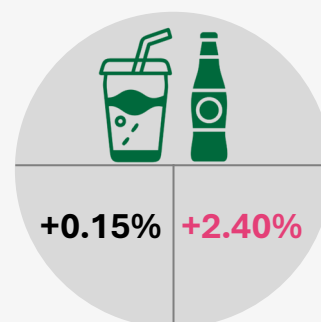
Personal Care Products



Other Food Products n.e.c



Sugar, jam, honey, chocolate and confectionery



Beverages

# ESSENTIAL COMMODITY PRICE INDEX - ATOLLS

## Total ECPI - Atoll



+2.10% | +4.41%

## Food



+2.72% | +5.46%

## Beverages



+0.25% | +2.45%

## Gas & other fuel



+0.00% | -2.37%

## Personal care products



+0.01% | +1.40%

● Month-on-Month Change

● Year-on-Year Change

## OVERALL ESSENTIAL COMMODITY PRICE INDEX (ECPI) - ATOLLS

The ECPI of Atoll stood at 122.0. The month-on-month (February 2026 compared to January 2026) inflation rate rose by +2.10%, while, the year-on-year inflation rate (January 2026 compared to January 2025) is at +4.41%.

### FOOD

The month-on-month (February 2026 compared to January 2026) Food prices increased by +2.72%. The groups that experienced notable price increase in Fish (+5.22%), Vegetables (+3.77%) and Fruits (+3.37%).

On year-on-year basis (February 2026 compared to February 2025), Food prices increased by +5.46%, with the most significant price increase in the prices of Fish (+10.66%), Fruits (+6.51%) and Milk, other dairy products and eggs (+5.37%). This was offset by decrease in the price of Meat (-0.15%).

### BEVERAGES

Beverage prices increased in February 2026 compared to January 2026 by +0.25%. This rise was primarily driven by increase in the price of coffee and coffee substitutes (+1.50%). This was offset by the decrease of Fruit and vegetable juices (-0.24%).

On year-on-year basis (February 2026 compared to February 2025), prices of beverages is at +2.45%, with significant price increase in coffee and coffee substitutes (+10.36%) and Fruit and vegetable juices (+1.10%).

### GAS AND OTHER FUEL

Gas and Other Fuel group showed no change in prices in February 2026 compared to January 2026. However, there was a decline in the year-on-year (February 2026 compared to February 2025) inflation rate by -2.37%.

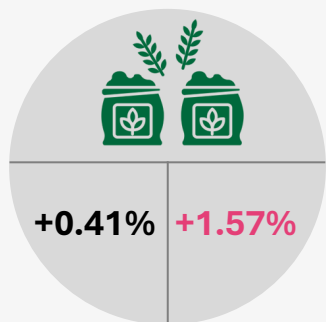
### PERSONAL CARE PRODUCTS

Personal Care Products group shows a price increase of +0.01% on month-on-month (February 2026 compared to January 2026) inflation rate. The year-on-year (February 2026 compared to February 2025) inflation rate of this group also shows a price increase of +1.40%.

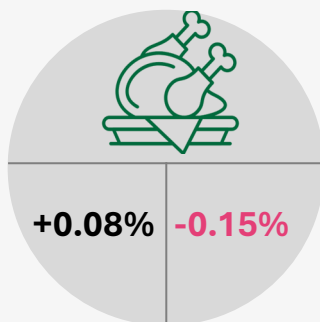
# INFLATION RATES BY MAJOR GROUPS, ATOLLS - February 2026

● Month-on-Month Change

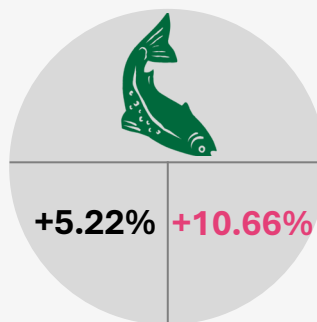
● Year-on-Year Change



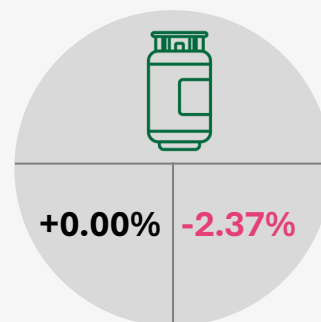
**Cereals and cereal products**



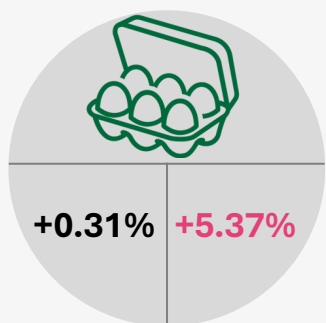
**Meat**



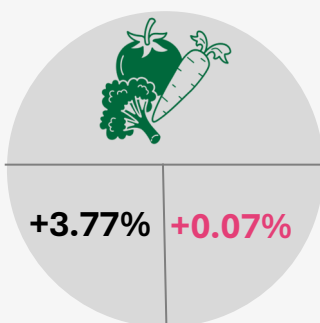
**Fish**



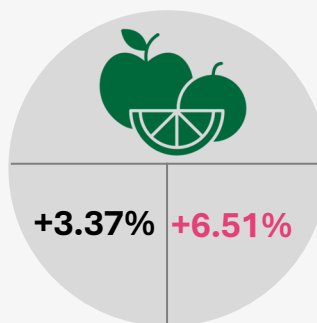
**Gas**



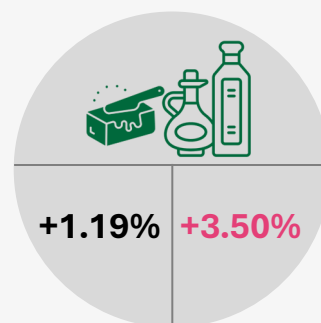
**Milk, Other Dairy Products & Eggs**



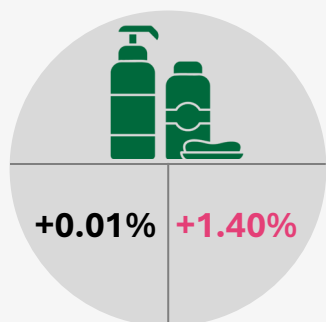
**Vegetables**



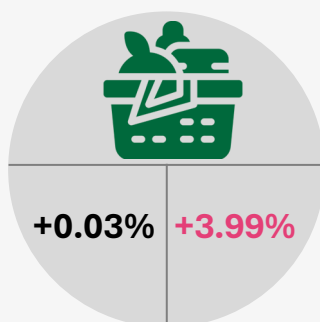
**Fruits**



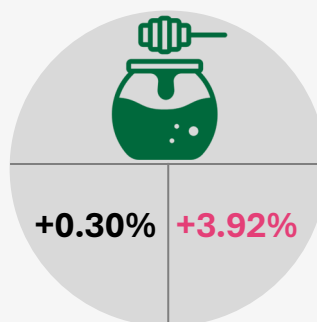
**Oil & Fats**



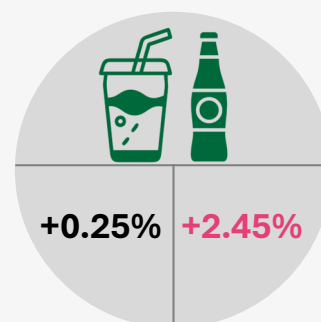
**Personal Care Products**



**Other Food Products n.e.c**



**Sugar, jam, honey, chocolate and confectionery**



**Beverages**

# NOTES

## FORTHCOMING ISSUES

Issue (monthly)	Release date
February 2026	30 March 2026
March 2026	27 April 2026
April 2026	25 May 2026

## WHAT IS ECPI?

- ECPI is a weighted average price index of a basket of essential commodities, such as food, beverages, fuel and personal care products. The ECPI basket includes 96 products with 2,549 price quotations collected on monthly basis.
- The weightage are given as below:

Description	Republic	Male'	Atolls
Food	72.55	70.94	73.97
Beverages	12.91	14.2	11.78
Gas and other fuel	5.90	6.43	5.43
Personal care products	8.64	8.43	8.82

- It is a sub-index of Consumer Price Index

## HOW ECPI WILL BE USED?

- To impose price regulations.
- Acts as an early warning system of inflation of essential commodities

## MEASUREMENT OF CHANGE IN THE PRICE INDEX

Change over previous month (month-on-month) compares the index of the month with that of the preceding month. Such comparisons measure the change in the average prices between two consecutive months. They serve as useful short-term indicators of the price movements in the non-seasonal industries.

Change over same month of previous year (year-on-year) compares the index of the month with same month of previous year. The measure gives how an industry is growing over 12 months. It reduces the seasonality effects in the indices.

## ABBREVIATIONS

MBS	Maldives Bureau of Statistics
CPI	Consumer Price Index
ECPI	Essential commodity Price Index

## ACKNOWLEDGMENT

The entire process of data validation, compilation and updating has been done in close collaboration with all the data providing outlets. Data collection, verification has been carried out by Ms. Azmeela Hassan Azeez, Ms. Aishath Rausha Mohamed, Ms. Aishath Nuha, Mr. Hussain Azfar, Ms. Haseen Mohamed Abdul Kareem, Mr. Vishal Ahmed, Suhail Abdulla Sadiq and Mr. Mohamed Zayan Musthafa under the close guidance of Ms. Aishath Hassan and Ms. Sajida Ahmed.

The essential commodity price index is compiled and Item weights were developed by Ms. Aishath Hassan. The overall design of this publication was done by Ms. Aishath Hassan and Mr. Shahuleen Moosa.

The ECPI Basket of goods were selected with the support and guidance from Ministry of Economic Development and Trade.