

National Strategy for  
the Development of

**GENDER**  
Statistics (NSDGS)

2025 - 2030





NATIONAL STRATEGY FOR THE  
DEVELOPMENT OF  
**GENDER STATISTICS**


2025-2030



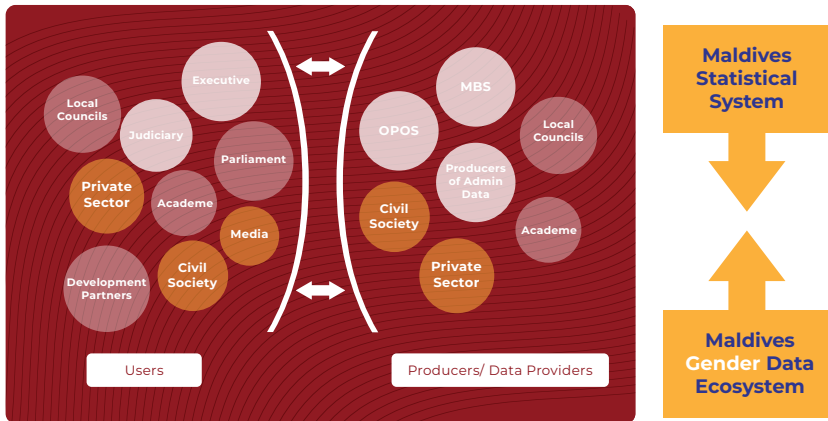
# 1. What is the NSDGS?

- Strategy for the development of gender data and statistics in Maldives 2025-2030
- Builds on the strong gender focus of the National Strategy for the Development of Statistics (NSDS) 2021-2030, taking into account new policy priorities and their data demands and developments in the data ecosystem of the Maldives

The NSDGS ...  
... integrates the  
**gender perspective**  
into the Maldives  
NSDS



- Expands data development strategies for the national statistical system in the NSDS 2021 -2030 to the broader *gender data ecosystem*



## 2. Why is it essential to have an NSDGS if the NSDS is gender-responsive already?

A separate NSDGS comes at the time of new developments in the ecosystem of gender data in Maldives since 2021:

1. The Government of Maldives is developing a new Strategic Action Plan (2024-2028) following the 2023 Presidential Elections.
2. The 2021 Maldives Statistics Act is being implemented through various regulations.
3. The National Statistical System of Maldives, under the leadership of the Maldives Bureau of Statistics (MBS), has been undertaking and planning new data collection and capacity-building plans following the NSDS launch.
4. In 2024, the Ministry of Social and Family Development (MSFD), the MBS, and PARIS21 conducted a gender data use study that revealed critical barriers and drivers influencing the utilization of gender data by policymakers and other users in the Maldives.

These new developments and the results of the gender data use study highlight the need for a dedicated NSDGS that leverages the potential of new

policy priorities and the appreciation of the transformative potential of gender data by the MSFD and aligns with the modernization initiatives jumpstarted by MBS.

The dedicated NSDGS outlines the linkage between national priority policies and their demand for gender data with a costed plan for increasing the production, analyses, dissemination and use of gender data and statistics. The NSDGS is a vital initiative for building national commitment to promoting gender equality, addressing disparities, and supporting sustainable development. In particular, the strategy is essential for putting in place a relevant enabling environment for enhancing the availability and accessibility of data and statistics that are crucial for:

- **Addressing Gender Gaps:** It is crucial to identify and understand gender gaps through gender data and statistics in various sectors, such as education, health, employment, and political participation, for developing targeted interventions.
- **Informed Policy Making:** Accurate gender statistics provide critical data that inform policies and programs aimed at achieving gender equality and addressing disparities.
- **Empowering Women and Girls:** Access to gender-specific data can empower women and girls by highlighting areas where they are disadvantaged and advocating for changes.
- **Monitoring and Evaluation:** Gender statistics are essential for monitoring and evaluating progress towards national and international gender equality goals. The NSDGS supports the gendered implementation and tracking of development priorities of the national and local governments by developing the gender statistics needed to do so.

**In support of  
gendered  
implementation  
and monitoring  
of development  
priorities...**

**SAP 2024++ (in progress)**

---

**Sector Development  
Action Plan**

---

**SDG Maldives**

---

**Gender Equality Action Plan**

- **Promoting Accountability:** The strategy ensures that national, local, and other organizations are held accountable for their commitments to gender equality by providing transparent and accessible data.
- **Raising Awareness:** Promoting the use of gender statistics can raise awareness among stakeholders, including government agencies, civil society, and the general public, about the significance of gender equality.
- **Enhancing Data Quality:** The strategy improves the collection, analysis, and dissemination of gender statistics, leading to more accurate and comprehensive data.
- **Enhancing Research and Knowledge:** More available and accessible gender data and statistics contribute to knowledge and research on gender issues, supporting academic studies and evidence-based decision-making.
- **Gender Budgeting and Resource Allocation:** Reliable data helps ensure that resources are allocated effectively to address gender-specific issues and support initiatives that promote gender equality.
- **International Reporting Obligations:** Maldives is committed to international conventions and agreements that require collecting and reporting gender statistics, including:



The crosscutting character of gender statistics has a significant impact on the NSDS. It re-energizes support for its strategic framework and galvanizes renewed ownership at the mid-term of its implementation.

### 3. What are the desired results as we implement the NSDGS?

The statement of the desired results mirrors the vision, impact and outcome of the NSDS, focusing on gender responsiveness, gender equality and women's empowerment and gender data and statistics.

- Where do we want to be—our Vision (same as the NSDS)

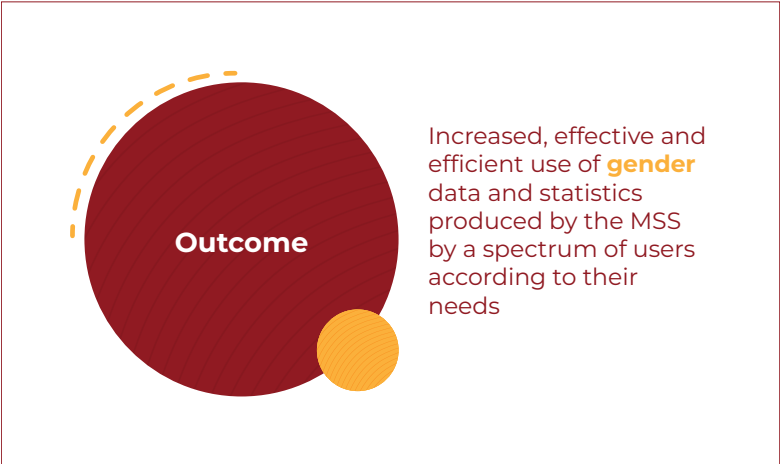
**MSS Vision**

**Statistics for better lives.**  
High quality data and statistics for informed, **gender-responsive**, inclusive and accountable decision-making by all parties and as a public good serving the population of Maldives

- Where does the NSDGS bring us?
  - Impact (same as NSDS) but with a focus on gender equality and women's empowerment



- Outcome (focuses on use of gender data and statistics) Increased, effective and efficient use of gender data and statistics.



# 4. How do we get there (achieve the desired results)?

Three main tools for achieving the desired results:

- Strategic Framework of the NSDGS and the Results Framework for monitoring implementation
- Priority list of gender statistics and indicators
- Costed 3-/5-year implementation plan of the NSDGS

## 4.1 Start with the Strategic Framework of the NSDS

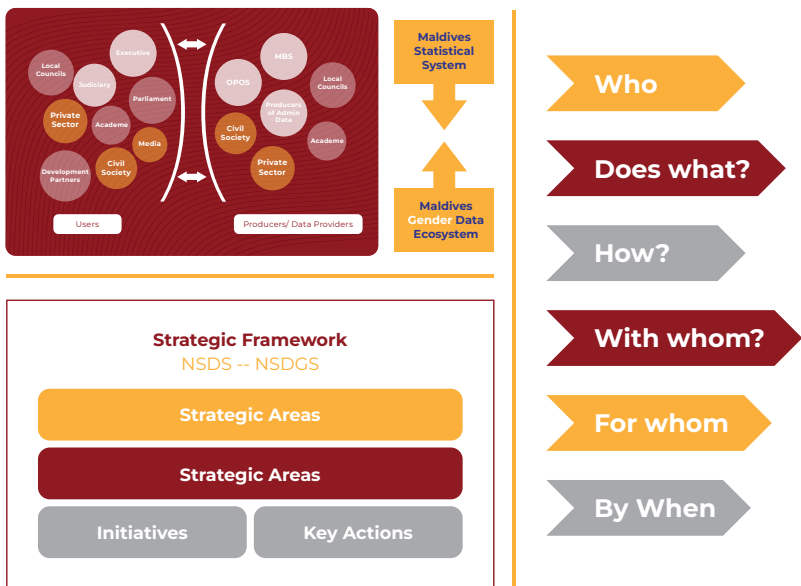


- The same six strategic areas, with a focus on gender data and statistics:

## Strategic Areas

1. **Coordination and leadership** of gender data & statistics
2. **Innovation and modernization** for gender data and statistics
3. **Core gender statistics** and **statistical programs**
4. **Dissemination and use** of gender data and statistics
5. **Multi-stakeholder partnerships** for gender data and statistics
6. **Statistical infrastructure and capacity development** for gender data and statistics

- Focus on addressing the need to strengthen the production, dissemination and use of gender data and statistics in the strategic objectives, associated strategic initiatives and key actions, noting that the responsibilities belong to the broader gender data ecosystem.



The key actions spell out for each action:

- Who does what (responsible agency)
- How
- With whom
- For whom
- By When

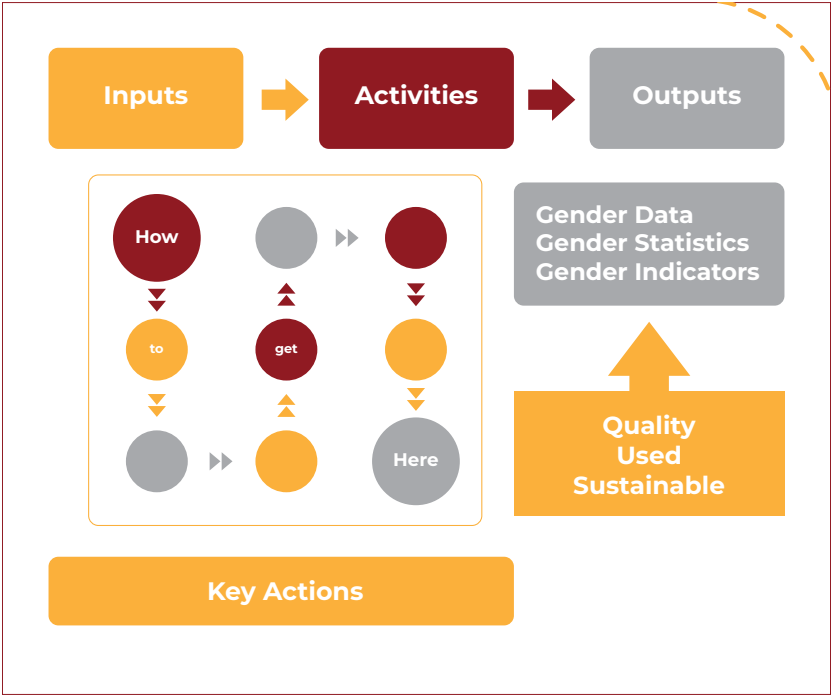
## 4.2. Prioritize the data needs for monitoring and evaluation of development plans (national, local, sectoral, SDG, GEAP) and international reporting obligations in a compilation of a priority list of gender indicators



The agreed priority list of gender indicators is discussed in Section 8.

# 4.3. Prepare a costed 3-5 year implementation plan for the NSDGS

- The key actions to be taken are gender data, statistics and the priority gender indicators that are of quality, used according to their purpose, all in a coordinated, sustainable system through the active participation, cooperation and collaboration of members of the gender data ecosystem.
- The implementation plan (discussed in Section 9) identifies the cost implications of inputs (financial, human resources and infrastructure) and activities needed to undertake the actions.



# 5. The Six Strategic Objectives of the NSDGS

## 5.1 Strategic Objective 1:

*On Coordination and Leadership for Gender Data and Statistics*

Proper legislative and institutional systems are established, ensuring the effective functioning of the **gender data ecosystem**. This results in reliable, high-quality, timely, and trusted official statistics that are increasingly used for gender-responsive, evidence-based decision-making at both national and local levels.

## 5.2 Strategic Objective 2:

*On Innovation and Modernization for gender data and statistics*

Integrated national and local data systems with adequate financing and investments have been established. These systems draw from a comprehensive range of data sources and utilize new technologies and innovative solutions **to close existing gender data gaps**. Additionally, they **enhance the sharing, dissemination, and use of gender data and statistics**.

## 5.3 Strategic Objective 3: *On Core Gender Statistics and Statistical Programmes*

A system of designated statistics is established, focusing on a core set of priority population, social, economic, and environmental statistics and **gender-responsive and inclusive indicators**. Specifically, the core gender statistics and indicators are detailed in the annual statistical program of the MSS that specifies the data collection mechanisms such as censuses, surveys, statistical registers, administrative data, and data sources (big data, geospatial data, citizen data). The **designated gender statistics** are comprehensive and disaggregated, enabling gendered, intersectional, and inclusive analyses. A critical feature of the system is that it ensures that **mainstreaming the gender perspective in the statistical processes is a data quality dimension** in the National Quality Assurance Framework.

## 5.4 Strategic Objective 4: *On Dissemination and Use*

High-quality, **disaggregated, gender-responsive, and inclusive data** are readily available and accessible through means that facilitate the compilation of statistics for gendered, intersectional and inclusive analyses, which support evidence-based policymaking and the proper interpretation of the statistics and analyses.

## 5.5 Strategic Objective 5: *On Multi-stakeholder Partnerships*

Multi-stakeholder partnerships accelerate improved and strengthened data production, processing, analysis, sharing, dissemination and uptake of **gender data and statistics for policy and programmatic use**.

## 5.6 Strategic Objective 6: *On Statistical Infrastructure and Capacity Development*

Guided by the Capacity Development 4.0 (CD4.0) Framework, the requisite skills of the gender data ecosystem stakeholders are strengthened and expanded to match the capability requirements to undertake modernization and innovation in the **production and promotion of gender data and statistics**.

# 6. How do we identify the strategic initiatives and critical actions needed to attain the objectives of the NSDGS?

Since the NSDS has integrated the gender perspective into its strategic objectives and initiatives, these serve as the starting point for the NSDGS initiatives and critical actions. More focused and specific initiatives and actions are identified and prioritized based on the additional information from the following sources:



## 6.1 2020 Assessment of Gender Statistics in the Maldives: Recommendations

The 2020 Assessment of Gender Statistics in the Maldives<sup>1</sup> provides a comprehensive assessment of the state of play for gender statistics in the Maldives. It focuses on the production, availability and use of gender indicators that are key to the national goals. It is a result of a cooperation between the MBS, the then Ministry of Gender, Family and Social Services (MGFSS), PARIS21 and UN Women, under the latter's flagship global program, Women Count, which aims to bring about a radical shift in how gender statistics are used, created and promoted. The assessment examined both data and statistical capacity gaps. It aimed to provide an overview of the production, coordination and communication of gender statistics in the MSS. The recommendations from this assessment were meant to facilitate the integration of gender statistics strategy in the National Strategy for the Development of Statistics (NSDS) for 2021-2030.

The recommendations from the assessment are presented in Annex Section 6-1. They are categorized into the six strategic areas of the NSDGS.

## 6.2 2024 Gender Data Use Study: Recommendations

Until recently, very little was known about the role of gender statistics and gender data in policymaking in the Maldives. To address this knowledge gap, in 2023, MBS and MSFD partnered with PARIS21 to implement a joint study exploring the barriers and enablers of gender data use in policymaking in the Maldives. The study comprised desk-based research, one multistakeholder workshop, key informant interviews, and an online survey to complement the interviews. The findings and subsequent recommendations from the study were then validated during a multistakeholder workshop in December 2023. Stakeholders from government institutions, civil society organizations, academia, and development partners were engaged to draw insights from gender data producers, users, and intermediaries.

While the study explored gender data use across policy-making areas in the Maldives, it also drew specific examples and insights from four pre-selected policy cases. The cases selected by PARIS21 in consultation with MBS and MSDF were the Gender Equality Action Plan, the Education Sector Plan 2019-2022<sup>2</sup> the latest amendments to the Decentralization Act<sup>3</sup>, and the prioritization of health policies to include in the National Resilience and Recovery Plan 2019-2023. As validated by national stakeholders, the essential findings and recommendations emerging from the study are outlined in the 2024 report, *The Role of Gender Data in Policymaking in the Maldives*<sup>4</sup>.

The recommendations from the study are organized into four overarching recommendations (clusters):

- **Cluster I- Invest in dissemination and outreach**
- **Cluster II- Enhance knowledge and skills**
- **Cluster III- Share data meaningfully**
- **Cluster IV- Promote partnerships and networking**

---

2 <https://www.globalpartnership.org/node/document/download?file=document/file/2019-05-maldives-education-sector-plan-2019-2023.pdf>

3 <https://presidency.gov.mv/Press/Article/22835>

4 <https://statisticsmaldives.gov.mv/the-role-of-gender-data/>

The main recommendations by cluster are shown below:

<b>Data Use Study Cluster/Recommendations</b>	
<b>I- Invest in dissemination and outreach</b>	
1-	Strengthen media engagement
2-	Strengthen dissemination to the public
3-	Strengthen MSS dissemination and outreach capacity
4-	Ensure timely gender data dissemination products and activities
5-	Increase production of thematic reports
<b>II- Enhance knowledge and skills</b>	
6-	Invest in MBS capacity on gender statistics
7-	Upscale comprehensive gender data training for government actors
8-	Invest in capacity to analyse gender data, drawing on qualitative and quantitative data
9-	Invest in production of qualitative data to identify root causes of quantitative trends, including in collaboration with civil society actors
10-	Invest in gender awareness and (gender) data capacity among young people
11-	Support efforts to strengthen the capacity of gender focal points, including on gender data.
<b>III- Share data meaningfully</b>	
12-	Increase data sharing in key areas relating to gender equality
13-	Ensure gender data is quick and easy to find online
<b>IV- Promote partnerships and networking</b>	
14-	Provide MBS with increased opportunities to 'network' and foster stronger partnerships with other Ministries, civil society and the media around gender data
15-	Strengthen MBS engagement with political leaders (e.g. parties, parliament), particularly during key moments such as manifesto development.
16-	Increase steps to gather user feedback

Each recommendation includes proposed concrete actions, signaled as short, medium, or long-term, and actors. The recommendations and proposed actions are presented in Annex Section 6-2, categorized into the six strategic areas of the NSDCS.

## 6.3 2024 NSDS Ministry Action Plans

### Overview

In early 2024, the Government of Maldives started developing its Strategic Action Plan (SAP) 2024-2028. While the National Development Plan (NDP) sets out a long-term (20-year development trajectory) vision for development, the SAP provides a detailed action agenda with specific policies and strategies for the next five years aligned with the NDP's long-term, transformational aspirations. The policies and strategies outlined in the SAP are directed towards achieving the long-term development vision set out in the NDP.

The SAP will be the primary planning, implementation, and monitoring tool to track the progress of the delivery of the Government's development priorities as articulated in the manifesto<sup>5</sup> and podium pledges. The primary method applied to compile the SAP includes consolidating and building coherence of the Government's manifesto and various pledges with existing policy priorities articulated in policy documents as well as sector-relevant master plans, legislations, sector-based research/reports, and overarching international frameworks and policy documents such as the Sustainable Development Goals and Agenda 2030.

Official statistics are treated as a sector in the SAP structure, and their development is considered a policy priority articulated by the NSDS—its master plan. Ministries and the MBS prepared action plans for implementing the NSDS at the national and sectoral levels for the SAP. These action plans have extended the integration of the gender perspective in sectoral data and statistics.

# *Focus on gender data and statistics*

Approaches that are used to integrate the gender perspective in the NSDS sectoral action plans include the following:

- Integrating gender responsiveness in core statistical production activities-- surveys, censuses and administrative data systems
- Using initial priority gender indicators (proposed in the NSDS) as performance indicators of planned specific data production activities, e.g., GBV study
- Ensuring gender-responsive administrative data systems as part of the performance of agencies with performance indicators such as the production of gender thematic reports or snapshots of gender statistics and the percentage of priority gender indicators covered
- Systematic dissemination of gender statistics through comprehensive gender thematic reports from census and survey data, a national gender indicator report
- Development of a metadata handbook for gender statistics
- Production of a training manual on gender statistics and implementation of training courses based on the manual
- Using the NSDGS as a mechanism for cooperation through multi-stakeholder partnerships in mainstreaming gender in official statistics

The action plans have identified the need to improve administrative data systems for data production within ministries, including gender statistics. However, there is a multiplicity of digital administrative data systems that some agencies plan to revamp, upgrade or replace due to their interoperability and user-friendliness issues. Other sectors plan to have data management information systems to help data producers submit administrative data in an open data framework.

MBS seeks to transform and restructure these shaky systems using a harmonized approach across the MDAs. Many agencies have included activities related to developing interoperable data management information systems in their action plans. Accordingly, MBS has provided a data portal mapping tool (an assessment tool) from UNSD, which will facilitate the assessment of the quality of systems available following international open data standards. Based on the gathered information, agencies can develop or upgrade their systems with recommended features that address existing issues in data production & management, responding to data gaps in the country.

The NSDS action plans can be referenced @ <https://statisticsmaldives.gov.mv/nsds-maldives-action-plan-2025-2027/>

# 7. NSDGS Strategic Initiatives and Key Outputs and Requisite Actions

To optimize the potential of achieving each strategic objective, the priority initiatives of the Maldives NSDGS have been selected based on the Maldives NSDS 2021-2030, the recommendations from the 2020 assessment, the 2024 Gender Data Use Study, the Maldives NSDS Action Plan 2025-2027, and a multi-stakeholder consultation process.

The strategic initiatives outlined below propose key outputs and necessary actions for achieving the desired results of the Strategy. The Initiatives-Outputs-Key Actions-Timelines Matrix of the NSDGS is presented in Chapter 7- Annex 7.1.

## 1. Strategic Initiatives: Coordination and Leadership of Gender Data and Statistics

1-1 Strengthen governance structures for Gender Statistics in the MSS.

1-2 Integrate gender as a quality dimension in formulating and implementing the MSS Quality Assurance Framework (MQAF).

## 2. Strategic Initiatives: Innovation and Modernization for Gender Data and Statistics

2-1 Initiate gender-responsive research in new areas to strengthen the collection, compilation, analysis, and dissemination of gender data and statistics in the Maldives Gender Data Ecosystem (MGDE).

2-2 Facilitate data integration and automation of data exchange across the various stages of the statistical production process to enhance the production, availability, and use of gender data and indicators.

2-3 Promote the adoption of new technologies and data sources in mainstream statistical activities to enhance the efficiency of collecting gender data and the compilation, communication, and usage of gender statistics.

2-4 Facilitate real-time data sharing generated by MGDE members to enable the MSS to quickly address gender-responsive data needs during uncertain times when timely data is crucial.

## **3. Strategic Initiatives:**

# Core Gender Statistics and Statistical Programmes

3-1 Ensure that priority gender-responsive and inclusive statistics and indicators are included in the MSS system of designated statistics to ensure that no one is left behind.

3-2 Enhance basic sources of primary data for gender data and statistics (censuses and key household surveys on population, demographic and health, agriculture, labor force, time-use, income and expenditure, economic and business).

3-3 Expand and enhance the use of administrative data, big data and geospatial data for compiling integrated and gender-responsive population, social, economic and environmental statistics.

3-4 Apply the Copenhagen Framework on Citizen Data to the context of the Maldives to expand and enhance the use of citizen data for producing SDG indicators and priority gender indicators, including those on vulnerable populations and gender equality.

3-5 Strengthen SNA, household production accounts, and other extended accounts to improve the measurement of unpaid work, women's contribution to the economy, and gender disparities in various areas.

3-6 Strengthen core areas of gender statistics provided by Other Producers of Official Statistics.

## **4. Strategic Initiatives:**

# Dissemination and Use of Gender Data and Statistics

4-1 Establish user-producer forums and related mechanisms that help identify and meet the user needs for gender data and statistics.

4-2 Adopt policies for disseminating, using, and storing microdata for compiling and analyzing gender statistics and indicators.

4-3 Invest in technological infrastructure and create innovative strategies to ensure efficient capture, improved dissemination, and access to gender data and statistics.

4-4 Enhance and ensure the timely and effective dissemination and use of gender data and statistics.

## **5. Strategic Initiatives:**

### Multi-stakeholder Partnerships for Gender Data and Statistics

5-1 Strengthen multi-stakeholder coordination for gender data and statistics by facilitating dialogue among MGDE members on implementing the NSDGS through established governance structures.

5-2 Engage grassroots women's rights and advocacy organizations in setting objectives, developing content, designing methods, and building consensus on solutions to issues related to improving the production and use of gender statistics relevant to the Maldives.

## **6. Strategic Initiatives:**

# Statistical Infrastructure and Capacity Development for Gender Data and Statistics

6-1 Adopt and tailor international gender statistics infrastructure for the Maldives to facilitate data sharing, integration, and comparability.

6-2 Establish a solid and effective institutional mechanism for statistical capacity development and research to design and implement regular training and skills development programs and courses targeting the MGDE technical and professional staff and users of gender data and statistics.

6-3 Establish partnerships with academic institutions, global and regional statistics training organizations, and national statistical offices in other countries to support gender data and statistics capacity development initiatives.

6-4 Enhance the statistical literacy and technical skills of stakeholder users to analyze and interpret gender data, statistics and indicators.

# 8. Priority Gender Indicators

The priority gender indicators are selected based on the expressed data needs of the various development and action plans validated by stakeholders in the gender data ecosystem.

The indicators are listed in Annex Section 8 with the following information:

- **Name of Indicator**
- **Main sector**
- **Related sector/s**
- **Origin of Indicator (e.g., ICPD, GEAP, SDG, NDP)**
- **Source Agency (Agency responsible for producing the indicator)**
- **Source Data (Census Name, Survey Name, CRVS, Register Name, Administrative System, “Big Data”, Citizen Data, etc.)**
- **Latest year available**
- **Level/s of disaggregation (sex/gender; administrative divisions (atolls/islands/cities); age; etc)**
- **Uses (reporting (National (NDP, SAP, GEAP, local, etc.); Regional bodies; International (SDG, CEDAW, Beijing +, etc); others)**
- **Inclusion in the List Of Designated Statistics (Yes/No/Needs to be included)**

# 9. NSDGS and Sectoral Action Plans for Gender Data and Statistics

The three-/five- year implementation plan, comprising the timelines and estimated budget for the inputs and activities needed to undertake the actions and produce the outputs, is presented in Annex Section 9. This implementation plan integrates the three-/five-year implementation plan for sectoral gender data and statistics prepared by each MSS producer agency in their specific areas of responsibility.

This plan will strengthen coordination and be the basis for prioritizing and securing budgets for priority national statistical activities related to gender data and statistics.

# 10. High Priority Gender Indicators

## PRIORITY GENDER INDICATORS OF THE MALDIVES

Area	Initial indicator #	Related Sector	Indicator	Disaggregation	"Use of indicator/ Reporting For:"	Use, other than reporting	Source: Responsible Agency	Source: Data (e.g., census, survey, registers, administrative records)	Availability/ Latest Year
Leadership and Governance	1	GOOD GOVERNANCE	Global Gender Gap Index score	National	NPI	Policy Formulation/ Decisions/Monitoring and Evaluation on Governance, Gender Equality	MBS/ MSFD	Admin Records	2023
Leadership and Governance	2	GOOD GOVERNANCE	Number of Cabinet Ministers	by sex	NPI	Policy Formulation/ Decisions/Monitoring and Evaluation on Economic Development	PO	Admin Records	2024
Leadership and Governance	3	GOOD GOVERNANCE	Number of Appointees at the Ministerial Rank	by sex	NPI	Policy Formulation/ Decisions/Monitoring and Evaluation on Economic Development	PO	Admin Records	2024
Leadership and Governance	4	GOOD GOVERNANCE	Number of State/ Deputy Ministers appointed (and equivalent rank)	by sex	NPI	Policy Formulation/ Decisions/Monitoring and Evaluation on Economic Development	PO	Admin Records	2024
Leadership and Governance	5	GOOD GOVERNANCE	Number of Political Appointees (excludes Ministerial ranks)	by sex	NPI	Policy Formulation/ Decisions/Monitoring and Evaluation on Economic Development	PO	Admin Records	2024
Leadership and Governance	6	GOOD GOVERNANCE	Number of Women in SOEs Board/ Management	by locality	NPI	Policy Formulation/ Decisions/Monitoring and Evaluation on Economic Development	MOFP	Admin Records	2024
Leadership and Governance	7	GOOD GOVERNANCE	Proportion of women in managerial positions	by locality	NPI	Policy Formulation/ Decisions/Monitoring and Evaluation on Economic Development	CSC/PO/ Census	Admin records/ Census	2022

## PRIORITY GENDER INDICATORS OF THE MALDIVES

Area	Initial indicator #	Related Sector	Indicator	Disaggregation	"Use of indicator/ Reporting For:"	Use, other than reporting	Source: Responsible Agency	Source: Data (e.g., census, survey, registers, administrative records)	Availability/ Latest Year
Leadership and Governance	8	GOOD GOVERNANCE	Number of Ambassadors	by sex	NPI	Policy Formulation/ Decisions/Monitoring and Evaluation on Economic Development	PO/MOFA	Admin Records	2024
Leadership and Governance	9	GOOD GOVERNANCE	Proportion of seats held by women in national parliaments	by sex/by locality	NPI	Policy Formulation/ Decisions/Monitoring and Evaluation on Socio/Economic Development	EC	Admin Records	2024
Leadership and Governance	10	GOOD GOVERNANCE	Proportion of seats held by women in local councils	by sex/by locality	NP	Policy Formulation/ Decisions/Monitoring and Evaluation on Socio/Economic Development	EC	Admin Records	2024
Leadership and Governance	11	GOOD GOVERNANCE	Proportion of candidates in the Parliament Elections, by sex, by age	by sex	NP	Policy Formulation/ Decisions/Monitoring and Evaluation on Socio/Economic Development	EC	Admin Records	2024
Leadership and Governance	12	GOOD GOVERNANCE	Proportion of female candidates in the Local Council Election, by sex, by age	by sex	NP	Policy Formulation/ Decisions/Monitoring and Evaluation on Socio/Economic Development	EC	Admin Records	2022
Leadership and Governance	13	GOOD GOVERNANCE	Proportion of female candidates in Intra-Party election, by sex, by age	by sex	NP	Policy Formulation/ Decisions/Monitoring and Evaluation on Socio/Economic Development	EC	Admin Records	2024

PRIORITY GENDER INDICATORS OF THE MALDIVES

Area	Initial indicator #	Related Sector	Indicator	Disaggregation	"Use of indicator/ Reporting For:"	Use, other than reporting	Source: Responsible Agency	Source: Data (e.g., census, survey, registers, administrative records)	Availability/ Latest Year
Leadership and Governance	14	GOOD GOVERNANCE	Number of female judges and magistrates	by ISCO	NPI	Policy Formulation/ Decisions/Monitoring and Evaluation on Governance, Gender Equality	DJA	Admin Records	2024
Leadership and Governance	15	GOOD GOVERNANCE	Share of female officers in police and defence force, by rank	by rank/by ISCO	NPI	Policy Formulation/ Decisions/Monitoring and Evaluation on Governance, Gender Equality	MPS/ Defence	Admin Records	2024
Leadership and Governance	16	GOOD GOVERNANCE	Number of advocacy dialogues that took place with political parties (by party) for women's political advancement per year	by type	NPI	Policy Formulation/ Decisions/Monitoring and Evaluation on Governance, Gender Equality	MOFA/ PO/JUN Agencies	Admin Records	NA
Leadership and Governance	17	GOOD GOVERNANCE	Number of gender sensitisation training as part of orientation programs for MPs, local councils, judges and other key public officials per year	by type	NPI	Policy Formulation/ Decisions/Monitoring and Evaluation on Governance, Gender Equality	Parliament	Admin Records	NA

PRIORITY GENDER INDICATORS OF THE MALDIVES

Area	Initial indicator #	Related Sector	Indicator	Disaggregation	"Use of indicator/ Reporting for For:"	Use, other than reporting	Source: Responsible Agency	Source: Data (e.g, census, survey, registers, administrative records)	Availability/ Latest Year
Leadership and Governance	18	GOOD GOVERNANCE	Number of media monitoring programs developed and implemented per year	by type	NPI	Policy Formulation/ Decisions/Monitoring and Evaluation on Governance, Gender Equality	MMC/ MBC//UN Agencies	Admin Records	2023
Leadership and Governance	19	GOOD GOVERNANCE	Number of standard gender orientation/ refresher programs conducted per year	by type	NPI	Policy Formulation/ Decisions/Monitoring and Evaluation on Governance, Gender Equality	MFSD/UN Agencies	Admin Records	2024
Leadership and Governance	20	GOOD GOVERNANCE	Number of state institutions with established complaint mechanisms per the minimum standards under the Gender Equality Act		NPI	Policy Formulation/ Decisions/Monitoring and Evaluation on Governance, Gender Equality	MFSD	Admin Records	2024
Economic Empowerment	21	ECONOMIC – 1 - Fisheries and Agriculture, Tourism	Average income of small-scale food producers, by sex and indigenous status	by sex and locality	ICPD/SDG/ NPI	Policy Formulation/ Decisions/Monitoring and Evaluation/M&E on Agriculture	MBS	Survey	2024
Economic Empowerment	22	ECONOMIC – 1 - Fisheries and Agriculture, Tourism	Expatriat workers in agriculture, Fisheries and Tourism (by sex)	by sex and locality	NPI	Policy Formulation/ Decisions/Monitoring and Evaluation on Employment/ Labour Agriculture, tourism, Fisheries	Ministry of Homeland - Immigration	Admin records/ Census	2024

PRIORITY GENDER INDICATORS OF THE MALDIVES

Area	Initial indicator #	Related Sector	Indicator	Disaggregation	"Use of indicator/ Reporting For:"	Use, other than reporting	Source: Responsible Agency	Source: Data (e.g. census, survey, registers, administrative records)	Availability/ Latest Year
Economic Empowerment	23	ECONOMIC – 1 - Fisheries and Agriculture, Tourism	Proportion of countries where the legal framework (including customary law) guarantees women's equal rights to land ownership and/or control	by sex	SDG/NPI	Policy Formulation/ Decisions/Monitoring and Evaluation on Gender Equality Agriculture	Attorney General Office	Admin records	NA
Economic Empowerment	24	ECONOMIC – 1 - Fisheries and Agriculture, Tourism	The proportion of women and the proportion of men who own land (solely or jointly, self-reported)	by sex, type of Agriculture	NPI	Policy Formulation/ Decisions/Monitoring and Evaluation on Employment, Gender Equality Agriculture,	MOF/MRA/ Survey/Island Councils	Admin records	NA
Economic Empowerment	25	ECONOMIC – 1 - Fisheries and Agriculture, Tourism	The average area of land owned by women	by sex, by locality	NPI	Policy Formulation/ Decisions/Monitoring and Evaluation on Land Use, Gender Equality Agriculture,	MOF/MRA/ Survey	Admin records	NA
Economic Empowerment	26	ECONOMIC – 1 - Fisheries and Agriculture, Tourism	Average area of holding by land use type and sex of the holder	by sex, by land use type	NPI	Policy Formulation/ Decisions/Monitoring and Evaluation on Gender Equality Agriculture,	MOF/MRA/ Island Councils	Admin records/ Survey	NA
Economic Empowerment	27	ECONOMIC – 3 - Employment, Migration, Business Statistics	Proportion of time spent on unpaid domestic and care work, by sex, age and location	by sex, age and location	GEAP/NPI	Policy Formulation/ Decisions/Monitoring and Evaluation on Gender Equality Agriculture, Fisheries,	MBS	LFS/TUS	NA

PRIORITY GENDER INDICATORS OF THE MALDIVES

Area	Initial indicator #	Related Sector	Indicator	Disaggregation	"Use of indicator/ Reporting For:"	Use, other than reporting	Source: Responsible Agency	Source: Data (e.g., census, survey, registers, administrative records)	Availability/ Latest Year
Economic Empowerment	28	ECONOMIC – 3 - Employment, Migration, Business Statistics	Proportion of population below the international poverty line, by sex, age, employment status and geographical location (urban/ rural)	by sex, age, employment status and geographical location	ICPD/SDG/NPI	Policy Formulation/ Decisions/Monitoring/ Evaluation on Employment/ Human rights all sectors	MBS	HIES	2019
Economic Empowerment	29	ECONOMIC – 3 - Employment, Migration, Business Statistics	Proportion of population living below the national poverty line, by sex and age	by sex and age	ICPD/SDG/NPI	Policy Formulation/ Decisions/Monitoring and Evaluation on Employment/ Human rights all sectors	MBS	HIES	2019
Economic Empowerment	30	ECONOMIC – 3 - Employment, Migration, Business Statistics	Proportion of men, women and children of all ages living in poverty in all its dimensions according to national definitions	by sex	ICPD/SDG/NPI	Policy Formulation/ Decisions/Monitoring and Evaluation on Employment/ Human rights all sectors	MBS	HIES	2019
Economic Empowerment	31	ECONOMIC – 3 - Employment, Migration, Business Statistics	Labour force participation rate for the population aged 15+, by sex	by sex and age	ICPD/SDG/NPI	Policy Formulation/ Decisions/Monitoring and Evaluation on Employment/ Human rights all sectors	MBS	HIES/LFS/Census	2022

PRIORITY GENDER INDICATORS OF THE MALDIVES

Area	Initial indicator #	Related Sector	Indicator	Disaggregation	"Use of indicator/ Reporting For:"	Use, other than reporting	Source: Responsible Agency	Source: Data (eg., census, survey, registers, administrative records)	Availability/ Latest Year
Economic Empowerment	32	ECONOMIC – 3 - Employment, Migration, Business Statistics	Proportion of informal employment in non-agriculture sex and migrant status	by sex and migrant status	ICPD/SDG/NPI	Policy Formulation/ Decisions/Monitoring and Evaluation on Employment/ Human rights all sectors	MBS	HIES/LFS/ Census	2022
Economic Empowerment	33	ECONOMIC – 3 - Employment, Migration, Business Statistics	Average hourly earnings of female and male employees, by occupation, age, persons with disabilities and migrant status	by occupation, age, persons with disabilities and migrant status	ICPD/SDG/NPI	Policy Formulation/ Decisions/Monitoring and Evaluation on Employment/ Human rights all sectors	MBS	HIES/LFS	2019
Economic Empowerment	34	ECONOMIC – 3 - Employment, Migration, Business Statistics	Number of undocumented workers in the system measured by the expat system, by sex	by sex	NPI	Policy Formulation/ Decisions/Monitoring and Evaluation on Employment/ Human rights	Ministry of Homeland / Immigration	Admin records	2024
Economic Empowerment	35	ECONOMIC – 3 - Employment, Migration, Business Statistics	Average age of withdrawal from the labour market, by sex	by sex	ICPD/NPI	Policy Formulation/ Decisions/Monitoring and Evaluation on Employment, Pension	MBS	LFS	NA
Economic Empowerment	36	ECONOMIC – 3 - Employment, Migration, Business Statistics	Proportion of time spent in unpaid care work, by sex, age and location (note: separate domestic work and care work, if possible)	by sex, age and location	ICPD/NPI	Policy Formulation/ Decisions/Monitoring and Evaluation on Employment	MBS	LFS/TUS/HIES/ Census	2022

PRIORITY GENDER INDICATORS OF THE MALDIVES

Area	Initial indicator #	Related Sector	Indicator	Disaggregation	"Use of indicator/ Reporting For:"	Use, other than reporting	Source: Responsible Agency	Source: Data (e.g., census, survey, registers, administrative records)	Availability/ Latest Year
Economic Empowerment	37	ECONOMIC – 3 - Employment, Migration, Business Statistics	Average number of hours spent on total work (total work burden), by sex	by sex	ICPD/NPI	Policy Formulation/ Decisions/Monitoring and Evaluation on Employment	MBS	LFS/TUS/HIES/ Census	2022
Economic Empowerment	38	ECONOMIC – 3 - Employment, Migration, Business Statistics	Percentage of adult population who are entrepreneurs, by sex	by sex	ICPD/NPI	Policy Formulation/ Decisions/Monitoring and Evaluation on Employment	MBS	LFS/HIES/Census	2022
Economic Empowerment	39	ECONOMIC – 3 - Employment, Migration, Business Statistics	Percentage of women Not in Education, Employment or in Training (NEET)	by sex/By Age	GEAP / ICPD	Policy Formulation/ Decisions/Monitoring and Evaluation on Employment, Education	MBS	LFS/HIES/Census	2022
Economic Empowerment	40	ECONOMIC – 3 - Employment, Migration, Business Statistics	Unemployment rate, by sex, age and persons with disabilities	by sex, age and persons with disabilities	GEAP / ICPD	Policy Formulation/ Decisions/Monitoring and Evaluation on Employment	MBS	LFS/HIES/Census	2022
Economic Empowerment	41	ECONOMIC – 3 - Employment, Migration, Business Statistics	"(a) Proportion of total agricultural population with ownership or secure rights over agricultural land, by sex; and (b) share of women among owners or rights-bearers of agricultural land, by type of tenure"	by sex and, by type of tenure	GEAP / ICPD/ SDG	Policy Formulation/ Decisions/Monitoring and Evaluation on Agriculture	MOAAW	Admin Records/ Agri Census	NA

PRIORITY GENDER INDICATORS OF THE MALDIVES

Area	Initial indicator #	Related Sector	Indicator	Disaggregation	"Use of indicator/ Reporting for For:"	Use, other than reporting	Source: Responsible Agency	Source: Data (e.g. census, survey, registers, administrative records)	Availability/ Latest Year
Economic Empowerment	42	ECONOMIC – 3 - Employment, Migration, Business Statistics	Gender gap in wages, by occupation, age and persons with disabilities*	by occupation, age and persons with disabilities	ICPD/NPI	Policy Formulation/ Decisions/Monitoring and Evaluation on Employment	MBS	Admin Records	NA
Economic Empowerment	43	ECONOMIC – 3 - Employment, Migration, Business Statistics	Proportion and number of children aged 5-17 years engaged in child labour, by sex and age	by sex and age	SDG/NPI	Policy Formulation/ Decisions/Monitoring and Evaluation on Employment, Child rights	MOGFSS/ MBS	LFS/HIES/Census	2022
Economic Empowerment	44	ECONOMIC – 3 - Employment, Migration, Business Statistics	Level of national compliance of labour rights (freedom of association and collective bargaining) based on International Labour Organization (ILO) textual sources and national legislation, by sex and migrant status	by sex and migrant status	SDG/NPI	Policy Formulation/ Decisions/Monitoring and Evaluation on Employment, labour rights	AG/MOFA	Admin Records	NA
Economic Empowerment	45	ECONOMIC – 3 - Employment, Migration, Business Statistics	Female employment in tourism:	by sex, ISIC	NPI	Policy Formulation/ Decisions/Monitoring and Evaluation on Tourism	MBS/Survey/ MOT	Tourism Statistics Survey/Admin Records	2021

PRIORITY GENDER INDICATORS OF THE MALDIVES

Area	Initial indicator #	Related Sector	Indicator	Disaggregation	"Use of indicator/ Reporting for For:"	Use, other than reporting	Source: Responsible Agency	Source: Data (e.g. census, survey, registers, administrative records)	Availability/ Latest Year
Economic Empowerment	46	ECONOMIC – 3 - Employment, Migration, Business Statistics	Proportion of the formal tourism workforce	by sex, ISIC	NPI	Policy Formulation/ Decisions/Monitoring and Evaluation on Tourism	MBS/Survey/ MOT	Tourism Statistics Survey/Admin Records	2021
Economic Empowerment	47	ECONOMIC – 3 - Employment, Migration, Business Statistics	Women's self-employment in tourism	by sex, ISIC	NPI	Policy Formulation/ Decisions/Monitoring and Evaluation on Tourism	MBS/Survey/ MOT	Census/ Survey/ Admin Records	2022
Economic Empowerment	48	ECONOMIC – 3 - Employment, Migration, Business Statistics	Women's Occupations and Positions in the Tourism Industry:	by sex, ISIC	NPI	Policy Formulation/ Decisions/Monitoring and Evaluation on Tourism	MBS/Survey/ MOT	Tourism Statistics Survey/Admin Records	2021
Economic Empowerment	49	ECONOMIC – 3 - Employment, Migration, Business Statistics	Number and percentage of persons employed by sex by types of establishments	by sex, ISIC	NPI	Policy Formulation/ Decisions/Monitoring and Evaluation on Employment	MBS/Survey/ MOT	Tourism Statistics Survey/Admin Records	2021
Economic Empowerment	50	ECONOMIC – 3 - Employment, Migration, Business Statistics	Gender pay gap by industry, By locality (public/ Private)	ISIC	NPI	Policy Formulation/ Decisions/Monitoring and Evaluation on Employment, Gender Equality	MBS/Survey	LFS/HIES	2019
Economic Empowerment	51	ECONOMIC – 4 - ICT and e-governance, Transport	Individuals with ICT skills, by type of skills	by sex, age, by type of skills	NPI	Policy Formulation/ Decisions/Monitoring and Evaluation on ICT	MBS/CAM	Census/Survey	NA

PRIORITY GENDER INDICATORS OF THE MALDIVES

Area	Initial indicator #	Related Sector	Indicator	Disaggregation	"Use of indicator/ Reporting for For:"	Use, other than reporting	Source: Responsible Agency	Source: Data (e.g. census, survey, registers, administrative records)	Availability/ Latest Year
Economic Empowerment	52	ECONOMIC - 4 - ICT and e-governance, Transport	Number of stations that provide facilities for parents and care-takers.	by locality	NPI	Policy Formulation/ Decisions/Monitoring and Evaluation on National Planning	MHLUD/ Councils	Admin records	NA
Economic Empowerment	53	ECONOMIC - 4 - ICT and e-governance, Transport	Percentage of graduates from STEM programmes in tertiary education	by sex, age, by locality, Field	NPI	Policy Formulation/ Decisions/Monitoring and Evaluation on Employment, transport	MHELSD	Admin records	NA
Economic Empowerment	54	ECONOMIC – 5 - Fiscal and Monetary, International Trade	"Financial Usage (Adults) - % of adults with a bank account - % Adults with credit at regulated institutions - % Adults with savings at regulated institutions - Insurance policy holders per 10000 adults ** Disaggregated by Gender, Age , Education, Employment and Nationality (Age/Education brackets to be decided in alignment with national classification)"	by sex, age, type of account/ credit facility	NPI	Policy Formulation/ Decisions/Monitoring and Evaluation on Financing	MMA	Admin records	NA

PRIORITY GENDER INDICATORS OF THE MALDIVES

Area	Initial indicator #	Related Sector	Indicator	Disaggregation	"Use of indicator/ Reporting For:"	Use, other than reporting	Source: Responsible Agency	Source: Data (e.g., census, survey, registers, administrative records)	Availability/ Latest Year
Economic Empowerment	55	ECONOMIC – 5 - Fiscal and Monetary, International Trade	Loans issued by sector / gender / location of business / new businesses / SMEs	by sector / gender / location	NPI	Policy Formulation/ Decisions/ Monitoring and Evaluation on Financing	MMA	Admin records	NA
Economic Empowerment	56	ECONOMIC – 5 - Fiscal and Monetary, International Trade	Number of loan applications received by banks / branch level	by sector / gender / location	NPI	Policy Formulation/ Decisions/ Monitoring and Evaluation on Financing	MMA	Admin records	NA
Economic Empowerment	57	ECONOMIC – 5 - Fiscal and Monetary, International Trade	Number of loans to SMEs	by sector / gender / location	NPI	Policy Formulation/ Decisions/ Monitoring and Evaluation on Financing	MMA	Admin records	NA
Economic Empowerment	58	ECONOMIC – 5 - Fiscal and Monetary, International Trade	"percent of adults using Internet Banking and Mobile Banking services disaggregated by gender and age brackets 3. % of adult using digital wallets disaggregated by gender and age 4. % of adult, using payment cards disaggregated gender and age brackets 5. % of SMEs using Internet Banking and Mobile Banking services 6. % of total volume & value of transactions conducted using electronic methods"	by gender and age	NPI	Policy Formulation/ Decisions/ Monitoring and Evaluation on Financing	MMA	Admin records	NA

PRIORITY GENDER INDICATORS OF THE MALDIVES

Area	Initial indicator #	Related Sector	Indicator	Disaggregation	"Use of indicator/ Reporting for For:"	Use, other than reporting	Source: Responsible Agency	Source: Data (e.g, census, survey, registers, administrative records)	Availability/ Latest Year
Economic Empowerment	59	ECONOMIC – 5 - Fiscal and Monetary, International Trade	"Financial Access (Electronic Transactions) - Number of debit cards per 10000 adults - Proportion of adults using digital payments services - Retail cashless transactions per 10,000 adults  ** Disaggregated by Gender, Age, Education, Employment and Nationality Quality of financial services / Barriers ( distance, affordability, documentation, trust) Supply-Side Survey - Financial knowledge score - Dispute resolution (Index reflecting the existence of formal internal and external dispute resolution mechanisms) - Cost of opening/maintaining a bank account - Barriers to credit (% credit facilities with collateral requirement, % of credit facilities with employment status as a requirement) - % of individuals covered by credit bureau"	by gender and age	NPI	Policy Formulation/ Decisions/ Monitoring and Evaluation on Financing	MMA  Admin records	NA	

PRIORITY GENDER INDICATORS OF THE MALDIVES

Area	Initial indicator #	Related Sector	Indicator	Disaggregation	"Use of indicator/ Reporting For:"	Use, other than reporting	Source: Responsible Agency	Source: Data (e.g., census, survey, registers, administrative records)	Availability/ Latest Year
Economic Empowerment	60	ECONOMIC – 5 - Fiscal and Monetary, International Trade	" Financial Access - Physical points of service (Infrastructure) - Number of bank branches/ ATMs/POS/Cash agents (Per 10,000 Adults) - Proportion of adults with access to internet - Proportion of adults with access to mobile phones - Proportion of adults using mobile phones for digital transactions"	by locality	NPI	Policy Formulation/ Decisions/ Monitoring and Evaluation on Financing	MMA	Admin records	NA
Economic Empowerment	61	ECONOMIC – 5 - Fiscal and Monetary, International Trade	Proportion of population reporting having personally felt discriminated against or harassed in the previous 12 months on the basis of a ground of discrimination prohibited under international human rights law	by sex	SDG/NPI	Policy Formulation/ Decisions/ Monitoring and Evaluation on Social Development, Human rights	Homeland/ Human rights	Survey/Admin records	NA
Economic Empowerment	62	ENVIRONMENT & CLIMATE ACTION – 1 - Waste, Water, Energy, Disaster	Proportion of population using safely managed drinking water services	by sex	SDG/NPI	Policy Formulation/ Decisions/ Monitoring and Evaluation on Environment, Economic and social Development	MBS	Survey/Census	2022

PRIORITY GENDER INDICATORS OF THE MALDIVES

Area	Initial indicator #	Related Sector	Indicator	Disaggregation	"Use of indicator/ Reporting For:"	Use, other than reporting	Source: Responsible Agency	Source: Data (e.g., census, survey, registers, administrative records)	Availability/ Latest Year
Economic Empowerment	63	ENVIRONMENT & CLIMATE ACTION – 1 - Waste, Water, Energy, Disaster	Population classified by type of water used for drinking water	by sex, by Locality	SDG/NPI	Policy Formulation/ Decisions/Monitoring and Evaluation on Environment, Economic and social Development	MBS	Survey/Census	2022
Economic Empowerment	64	ENVIRONMENT & CLIMATE ACTION – 1 - Waste, Water, Energy, Disaster	Percentage of people using Safe drinking water	by sex, by Locality	SDG/NPI	Policy Formulation/ Decisions/Monitoring and Evaluation on Environment, Economic and social Development	MBS	Survey/Census	2022
Economic Empowerment	65	ENVIRONMENT & CLIMATE ACTION – 1 - Waste, Water, Energy, Disaster	Percentage of Household who use desalinated water as the main source of drinking water	by sex (HH Head), by Locality	SDG/NPI	Policy Formulation/ Decisions/Monitoring and Evaluation on Environment, Economic and social Development	MBS	Survey/Census	2022
Economic Empowerment	65	ENVIRONMENT & CLIMATE ACTION – 1 - Waste, Water, Energy, Disaster	Percentage of Household who use desalinated water as the main source of drinking water	by sex (HH Head), by Locality	SDG/NPI	Policy Formulation/ Decisions/Monitoring and Evaluation on Environment, Economic and social Development	MBS	Survey/Census	2022
Economic Empowerment	66	ENVIRONMENT & CLIMATE ACTION – 1 - Waste, Water, Energy, Disaster	Percentage of Household who use rain water as the main source of drinking water	by sex (HH Head), by Locality	SDG/NPI	Policy Formulation/ Decisions/Monitoring and Evaluation on Environment, Economic and social Development	MBS	Survey/Census	2022

PRIORITY GENDER INDICATORS OF THE MALDIVES

Area	Initial indicator #	Related Sector	Indicator	Disaggregation	"Use of indicator/ Reporting For"	Use, other than reporting	Source: Responsible Agency	Source: Data (e.g., census, survey, registers, administrative records)	Availability/ Latest Year
Economic Empowerment	67	ENVIRONMENT & CLIMATE ACTION -1 - Waste, Water, Energy, Disaster	6.2.1 Proportion of population using (a) safely managed sanitation services and (b) a hand-washing facility with soap and water	by sex, by Locality	SDG/NPI	Policy Formulation/ Decisions/Monitoring and Evaluation on Environment, Economic and social Development	MBS	Survey/Census	2022
Economic Empowerment	68	ENVIRONMENT & CLIMATE ACTION -1 - Waste, Water, Energy, Disaster	Percentage of households classified by type of sewerage facilities used and locality	by sex (HH Head), by Locality	SDG/NPI	Policy Formulation/ Decisions/Monitoring and Evaluation on Environment, Economic and social Development	MBS	Survey/Census	2022
Economic Empowerment	69	ENVIRONMENT & CLIMATE ACTION -1 - Waste, Water, Energy, Disaster	Percentage of households Toilet connected to sewerage network	by sex (HH Head), by Locality	SDG/NPI	Policy Formulation/ Decisions/Monitoring and Evaluation on Environment, Economic and social Development	MBS	Survey/Census	2022
Economic Empowerment	70	ENVIRONMENT & CLIMATE ACTION -1 - Waste, Water, Energy, Disaster	Employed population as a share of total adult population, by sex and sector	by sex and sector	NPI	Policy Formulation/ Decisions/Monitoring and Evaluation on Employment, Economic Development	MBS	LFS/Survey/ Census	2022
Economic Empowerment	71	ENVIRONMENT & CLIMATE ACTION -1 - Waste, Water, Energy, Disaster	Distribution of male and female employment, by sector	by sex and sector	NPI	Policy Formulation/ Decisions/Monitoring and Evaluation on Employment, Economic Development	MBS	LFS/Survey/ Census	2022

PRIORITY GENDER INDICATORS OF THE MALDIVES

Area	Initial indicator #	Related Sector	Indicator	Disaggregation	"Use of indicator/ Reporting For:"	Use, other than reporting	Source: Responsible Agency	Source: Data (e.g., census, survey, registers, administrative records)	Availability/ Latest Year
Economic Empowerment	72	SOCIAL - 6 - Housing and Infrastructure	Percentage of women who own homes in their own names or jointly with their partners	by type, by sex, by size,	SDG	Policy Formulation/ Decisions/Monitoring and Evaluation on Environment,Economic Development	MHC/ Urbano/ Island Councils	Admin Records	NA
Economic Empowerment	73	SOCIAL - 6 - Housing and Infrastructure	Percentage of women with access to credit for housing	by type, by sex, by value	NPI	Policy Formulation/ Decisions/Monitoring and Evaluation on Environment,Economic Development	MMA/MHC/ Urbano/ Island Councils	Admin Records	NA
Economic Empowerment	74	SOCIAL - 6 - Housing and Infrastructure	Proportion of the rural population who live within 2 km of an all-season road,	by sex	SDG	Policy Formulation/ Decisions/Monitoring and Evaluation on Environment,Economic Development	MOT/MOHC	Admin Records	NA
Institutional Gender Mainstreaming	75	SOCIAL -Institutional Gender Mainstreaming	Percent of Maldivian Gender Equality Model (MGEM) advocates with gender mainstreaming tasks incorporated in their job descriptions (in all State Institutions)	By sex	GEAP	Policy Formulation/ Decisions/Monitoring and Evaluation on Environment,Economic Development	"Job descriptions of MGEM Advocates"	Admin Records	NA
Institutional Gender Mainstreaming	76	SOCIAL - Institutional Gender Mainstreaming	Number of state institutions with established complaint mechanisms per the minimum standards under the Gender Equality Act	By type	GEAP	Policy Formulation/ Decisions/Monitoring and Evaluation on Environment,Economic Development	MoGFSS	Admin Records	NA

PRIORITY GENDER INDICATORS OF THE MALDIVES

Area	Initial indicator #	Related Sector	Indicator	Disaggregation	"Use of indicator/ Reporting for For:"	Use, other than reporting	Source: Responsible Agency	Source: Data (e.g., census, survey, registers, administrative records)	Availability/ Latest Year
Institutional Gender Mainstreaming	77	SOCIAL - Institutional Gender Mainstreaming	Number of private institutions/companies with established complaint mechanisms per the minimum standards under the Gender Equality Act	By type	GEAP	Policy Formulation/ Decisions/Monitoring and Evaluation on Environment,Economic Development	MoGFSS	Admin Records	NA
Institutional Gender Mainstreaming	78	SOCIAL - Institutional Gender Mainstreaming	Number of institutions implementing Gender Responsive Budgeting (GRB)	by locality	GEAP	Policy Formulation/ Decisions/Monitoring and Evaluation on Environment,Economic Development	'Annual State Budget - MoF website'	Admin Records	NA
Institutional Gender Mainstreaming	79	SOCIAL - Institutional Gender Mainstreaming	National gender specific statistics produced	by sector, by locality	GEAP	Policy Formulation/ Decisions/Monitoring and Evaluation on Environment,Economic Development	MBS	Admin Records	NA
Elimination of Gender-based violence	80	SOCIAL 2 - Health, VRS	Percentage of currently married women aged 15-49 years with met need for family planning (GPR)	locality republic, atolls	GEAP/UNDP	Policy Formulation/ Decisions/Monitoring and Evaluation on Health & gender	MOH/ MSFD	DHS	2016/17
Elimination of Gender-based violence	81	SOCIAL 2 - Health, VRS	Proportion of women (15-49 years) who have their need for family planning satisfied with modern methods (SDG Indicator 3.7.1)	By age group, locality Maale Atolls	GEAP?SDG/ UNDP	Policy Formulation/ Decisions/Monitoring and Evaluation on Health & gender	MOH	DHS	2016-2017

PRIORITY GENDER INDICATORS OF THE MALDIVES

Area	Initial indicator #	Related Sector	Indicator	Disaggregation	"Use of indicator/ Reporting For:"	Use, other than reporting	Source: Responsible Agency	Source: Data (e.g., census, survey, registers, administrative records)	Availability/ Latest Year
Elimination of Gender-based violence	82	SOCIAL 2 - Health, VRS	Percent of currently married women aged 15-49 years with an unmet need for family planning.	by age, geographical location (Maale, Atolls)	NPI	Policy Formulation/ Decisions/Monitoring and Evaluation on Health & gender	MOH	DHS	2016-2017
Elimination of Gender-based violence	83	SOCIAL 2 - Health, VRS	Proportion of women aged 15-49 years who make their own informed decisions regarding sexual relations, contraceptive use and reproductive health care	by age, geographical location (Maale, Atolls)	GEAP7SDG/ UNDP	Policy Formulation/ Decisions/Monitoring and Evaluation on Health & gender	MOH	DHS	2016-2017
Elimination of Gender-based violence	84	SOCIAL 2 - Health, VRS	Number of women (30-65) screened for cervical cancer by screening method	by age, geographical location (Maale, Atolls)	NPI	Policy Formulation/ Decisions/Monitoring and Evaluation on Health & gender	MOH	Admin data	NA
Elimination of Gender-based violence	85	SOCIAL 2 - Health, VRS	Proportion of ever-partnered women and girls aged 15 years and older subjected to physical, sexual or psychological violence by a current or former intimate partner, in the previous 12 months, by form of violence and by age	by age groups, geographical location	GEAP7SDG/ UNDP	Policy Formulation/ Decisions/Monitoring and Evaluation on Health & gender	MOH/MSFD/ FPA	DHS, Admin Data	2016/2017

PRIORITY GENDER INDICATORS OF THE MALDIVES

Area	Initial indicator #	Related Sector	Indicator	Disaggregation	"Use of indicator/ Reporting For:"	Use, other than reporting	Source: Responsible Agency	Source: Data (e.g., census, survey, registers, administrative records)	Availability/ Latest Year
Elimination of Gender-based violence	86	SOCIAL 2 - Health, VRS	Percentage of ever married women age 15-49 who have experienced various forms of violence (emotional/physical and or sexual) ever or in the 12 months committed by their current or most recent husband/partner	by age groups, geographical location	GEAP?SDC/ UNDP	Policy Formulation/ Decisions/Monitoring and Evaluation on Health & gender	MOH/MSFD/ FPA	DHS, Admin Data	2016/2017
Elimination of Gender-based violence	87	SOCIAL 2 - Health, VRS	Proportion of women and girls aged 15 years and older subjected to sexual violence by persons other than an intimate partner, in the previous 12 months, by age and place of occurrence	by age groups, geographical location	NPI	Policy Formulation/ Decisions/Monitoring and Evaluation on Health & gender	MOH/MSFD/ FPA	DHS, Admin Data	2016/2017
Elimination of Gender-based violence	88	SOCIAL 2 - Health, VRS	Number of reported victims of physical or sexual harassment, by sex, age, disability status and place of occurrence, in the previous 12 months	by sex, age groups, disability status, geographical location	NPI	Policy Formulation/ Decisions/Monitoring and Evaluation on Health & gender	MSFD/FPA	Admin data	NA
Elimination of Gender-based violence	89	SOCIAL 2 - Health, VRS	Number of reported cases subjected to physical, psychological or sexual violence in the previous 12 months, by sex	by sex, age groups, geographical location	NPI	Policy Formulation/ Decisions/Monitoring and Evaluation on Health & gender	Police	Admin data	NA

## PRIORITY GENDER INDICATORS OF THE MALDIVES

Area	Initial indicator #	Related Sector	Indicator	Disaggregation	"Use of indicator/ Reporting For:"	Use, other than reporting	Source: Responsible Agency	Source: Data (e.g., census, survey, registers, administrative records)	Availability/ Latest Year
Elimination of Gender-based violence	90	SOCIAL 2 - Health, VRS	Number of reported cases of young women and men aged 18- 29 years who experienced sexual violence by age 18	by age groups, geographical location	NPI	Policy Formulation/ Decisions/Monitoring and Evaluation on Health & gender	MoH/FPA	Survey	NA
Elimination of Gender-based violence	91	SOCIAL 2 - Health, VRS	Proportion of victims of violence in the previous 12 months who reported their victimization to competent authorities or other officially recognized conflict resolution mechanisms, by sex	by sex	ICPD	Policy Formulation/ Decisions/Monitoring and Evaluation on Health & gender	Police/ MSFD	victimization survey	NA
Elimination of Gender-based violence	92	SOCIAL 2 - Health, VRS	Proportion of women aged 20-24 years who were married or in a union before age 15 and before age 18	by age groups, geographical location	GEAP/SDG	Policy Formulation/ Decisions/Monitoring and Evaluation on Health & gender	MOH/MBS	DHS	2016-2017
Elimination of Gender-based violence	93	SOCIAL 2 - Health, VRS	Proportion of girls and women aged 15-49 years who have undergone female genital mutilation/cutting, by age	by age groups, geographical location	GEAP/SDG	Policy Formulation/ Decisions/Monitoring and Evaluation on Health & gender	MOH/FPA	DHS	2016-2017
Elimination of Gender-based violence	94	SOCIAL 2 - Health, VRS	Prevalence of circumcision/Female Genital Mutilation (FGM) among girls (0-14 year age group) and women (15-49 year age group)	by age groups, geographical location	GEAP/SDG	Policy Formulation/ Decisions/Monitoring and Evaluation on Health & gender	MOH/FPA	DHS	2016-2017

PRIORITY GENDER INDICATORS OF THE MALDIVES

Area	Initial indicator #	Related Sector	Indicator	Disaggregation	"Use of indicator/ Reporting For:"	Use, other than reporting	Source: Responsible Agency	Source: Data (e.g., census, survey, registers, administrative records)	Availability/ Latest Year
Elimination of Gender-based violence	95	SOCIAL 2 - Health, VRS	Percent of disabled persons provided with assistive devices among those who require, by sex	by sex, age groups, disability status, geographical location	NPI	Policy Formulation/ Decisions/Monitoring and Evaluation on Health & gender	NSPA	Admin data	NA
Elimination of Gender-based violence	96	SOCIAL 2 - Health, VRS	Percent of people with disabilities receiving social security benefit (financial), by sex	by sex, age groups, disability status, geographical location	NPI	Policy Formulation/ Decisions/Monitoring and Evaluation on Health & gender	NSPA	Admin data	NA
Elimination of Gender-based violence	97	SOCIAL 2 - Health, VRS	Number of school children provided with health check-up at grade 7, by sex	by sex, age groups, disability status, geographical location	NPI	Policy Formulation/ Decisions/Monitoring and Evaluation on Health & gender	MOE	Admin data	2016-2017
Elimination of Gender-based violence	98	SOCIAL 2 - Health, VRS	Registered Bed ridden cases by sex, by type, by age	by sex, age groups, disability status, geographical location	NPI	Policy Formulation/ Decisions/Monitoring and Evaluation on Health & gender	MSFD/MoH	Admin data	2016-2017
Elimination of Gender-based violence	99	SOCIAL - 3 - Women, Children and Elderly	Proportion of women aged 15-49 years who make their own informed decisions regarding sexual relations, contraceptive use and reproductive health care	by age, geographical location (Maale, Atolls)	GEAP/SDG/ ICPD	Policy Formulation/ Decisions/Monitoring and Evaluation on Crime/Justice & gender	MOH	DHS	2016-2017

## PRIORITY GENDER INDICATORS OF THE MALDIVES

Area	Initial indicator #	Related Sector	Indicator	Disaggregation	"Use of indicator/ Reporting For:"	Use, other than reporting	Source: Responsible Agency	Source: Data (e.g., census, survey, registers, administrative records)	Availability/ Latest Year
Elimination of Gender-based violence	100	SOCIAL - 3 - Women, Children and Elderly	Reported cases on sexual violence by persons other than an intimate partner, in the previous 12 months, by age and place of occurrence	by sex, age, geographical location (Maale, Atolls)	NPI	Policy Formulation/ Decisions/Monitoring and Evaluation on Crime/Justice & gender	Police/MSFD/ FPA	Admin data	NA
Elimination of Gender-based violence	101	SOCIAL - 3 - Women, Children and Elderly	Number of reported victims of physical or sexual harassment, by sex, age, disability status and place of occurrence, in the previous 12 months	by sex, age, disability status, geographical location (Maale, Atolls)	NPI	Policy Formulation/ Decisions/Monitoring and Evaluation on Crime/Justice & gender	Police/FPA/ employment Tribunal	Admin data	NA
Elimination of Gender-based violence	102	SOCIAL - 3 - Women, Children and Elderly	Proportion of young women and men aged 18-29 years who experienced sexual violence by age 18	by sex, age, geographical location	ICPD/SDG	Policy Formulation/ Decisions/Monitoring and Evaluation on Crime/Justice & gender	MSFD/FPA	Victimization survey	NA
Elimination of Gender-based violence	103	SOCIAL - 3 - Women, Children and Elderly	Number of service providers trained in domestic violence prevention and response	by sex, age, target group, geographical location (Maale, Atolls)	NPI	Policy Formulation/ Decisions/Monitoring and Evaluation on Crime/Justice & gender	FPA	Admin data	NA
Elimination of Gender-based violence	104	SOCIAL - 3 - Women, Children and Elderly	Number of legal aid cases referred by 1- ministry of social and family development , 2-police, 3- number individuals who request through legal aid directly to Authority.	Client Sex, Age, Location (male, atolls).	NPI	Policy Formulation/ Decisions/Monitoring and Evaluation on Crime/Justice & gender	FPA	Admin data	NA

PRIORITY GENDER INDICATORS OF THE MALDIVES

Area	Initial indicator #	Related Sector	Indicator	Disaggregation	"Use of indicator/ Reporting For:"	Use, other than reporting	Source: Responsible Agency	Source: Data (e.g., census, survey, registers, administrative records)	Availability/ Latest Year
Elimination of Gender-based violence	105	SOCIAL - 3 - Women, Children and Elderly	"Number of counseling requests referred by 1- ministry of social and family development, 2- police, gender of victims,"	Age, Sex, Type of abuse, Geographical Region, DV Relationship	NPI	Policy Formulation/ Decisions/Monitoring and Evaluation on Crime/Justice & gender	FPA	Admin data	NA
Access to Justice	106	SOCIAL - 4 - Crime and Justice	Proportion of population reporting having personally felt discriminated against or harassed in the previous 12 months on the basis of a ground of discrimination prohibited under international human rights law, by sex	by sex, age, geographical location (Maale, Atolls)	ICPD/SDG	Policy Formulation/ Decisions/Monitoring and Evaluation on Education & gender	HRC/Police	Survey	NA
Access to Justice	107	SOCIAL - 4 - Crime and Justice	Percentage of DV/GBV cases reported that are being submitted for prosecution/prosecuted, by sex	by sex, age, geographical location (Maale, Atolls)	SDG / GEAP/ CEDAW	Policy Formulation/ Decisions/Monitoring and Evaluation on Education & gender	PG	Admin data	NA
Access to Justice	108	SOCIAL - 4 - Crime and Justice	Proportion of women who received legal assistance to access justice in cases of DV and GBV (from the initial reporting to any State institution)	by sex, age, geographical location (Maale, Atolls)	SDG / GEAP	Policy Formulation/ Decisions/Monitoring and Evaluation on Education & gender	FPA	Admin data	NA

## PRIORITY GENDER INDICATORS OF THE MALDIVES

Area	Initial indicator #	Related Sector	Indicator	Disaggregation	"Use of indicator/ Reporting For:"	Use, other than reporting	Source: Responsible Agency	Source: Data (e.g., census, survey, registers, administrative records)	Availability/ Latest Year
Access to Justice	109	SOCIAL - 4 - Crime and Justice	Proportion of women who receive Legal Aid in serious criminal offences	by sex, age, geographical location (Maale, Atolls)	GEAP	Policy Formulation/ Decisions/Monitoring and Evaluation on Education & gender	AGO	Admin data	NA
Access to Justice	110	SOCIAL - 4 - Crime and Justice	Proportion of children aged 1-17 years who experienced any physical punishment and/or psychological aggression by caregivers in the past month	by sex, age, geographical location (Maale, Atolls)	SDG	Policy Formulation/ Decisions/Monitoring and Evaluation on Education & gender	MOGFSS/ Police/FPA	Admin data	NA
Access to Justice	111	SOCIAL - 4 - Crime and Justice	Number of cases sent to court trial,	by sex, age, geographical location (Maale, Atolls)	SDG	Policy Formulation/ Decisions/Monitoring and Evaluation on Education & gender	PG	Admin data	NA
Access to Justice	112	SOCIAL - 4 - Crime and Justice	Sexual abuse of children by a trusted person, by sex	by sex, age, geographical location (Maale, Atolls)	SDG	Policy Formulation/ Decisions/Monitoring and Evaluation on Education & gender	PG/POLICE	Admin data	NA
Access to Justice	113	SOCIAL - 4 - Crime and Justice	Sexual conduct with a Minor/ Child sexual abuse, by sex	by sex, age, geographical location (Maale, Atolls)	SDG	Policy Formulation/ Decisions/Monitoring and Evaluation on Education & gender	PG/POLICE	Admin data	NA
Access to Justice	114	SOCIAL - 4 - Crime and Justice	Proportion of young women and men aged 18-29 years who experienced sexual violence by age 18	by sex, age, geographical location (Maale, Atolls)	SDG	Policy Formulation/ Decisions/Monitoring and Evaluation on Education & gender	FPA	Survey	NA
Access to Justice	115	SOCIAL - 4 - Crime and Justice	Number of victims of intentional homicide per 100,000 population, by sex and age	by sex, age, geographical location (Maale, Atolls)	SDG	Policy Formulation/ Decisions/Monitoring and Evaluation on Education & gender	Police	Admin data	NA

## PRIORITY GENDER INDICATORS OF THE MALDIVES

Area	Initial indicator #	Related Sector	Indicator	Disaggregation	"Use of indicator/ Reporting For:"	Use, other than reporting	Source: Responsible Agency	Source: Data (e.g., survey, registers, administrative records)	Availability/ Latest Year
Access to Justice	116	SOCIAL - 4 - Crime and Justice	Number of logged cases by locality & type of cases, Atolls)	by sex, age, geographical location (Maale, Atolls)	SDG	Policy Formulation/ Decisions/Monitoring and Evaluation on Education & gender	Police	Admin data	2023
Access to Justice	117	SOCIAL - 4 - Crime and Justice	Conflict-related deaths per 100,000 population, by sex, age and cause	by sex, age, geographical location (Maale, Atolls)	SDG	Policy Formulation/ Decisions/Monitoring and Evaluation on Education & gender	Police	Admin data	NA
Access to Justice	118	SOCIAL - 4 - Crime and Justice	Proportion of population subjected to (a) physical violence, (b) psychological violence and (c) sexual violence in the previous 12 months	by sex, age, geographical location (Maale, Atolls)	SDG	Policy Formulation/ Decisions/Monitoring and Evaluation on Education & gender	MoH/MSFD/ FPA	Survey	NA
Access to Justice	119	SOCIAL - 4 - Crime and Justice	Proportion of children under 5 years of age whose births have been registered with a civil authority, by age	by sex, age, geographical location (Maale, Atolls)	SDG	Policy Formulation/ Decisions/Monitoring and Evaluation on Education & gender	DNR/ MBS	Admin data	2021
Access to Justice	120	SOCIAL - 4 - Crime and Justice	Proportions of positions in national and local institutions, including (a) the legislatures; (b) the public service; and (c) the judiciary, compared to national distributions, by sex, age, persons with disabilities and population groups	by sex, age, disability status, geographical location (Maale, Atolls)	SDG	Policy Formulation/ Decisions/Monitoring and Evaluation on Education & gender	MSFD	Admin data	NA

PRIORITY GENDER INDICATORS OF THE MALDIVES

Area	Initial indicator #	Related Sector	Indicator	Disaggregation	"Use of indicator/ Reporting For:"	Use, other than reporting	Source: Responsible Agency	Source: Data (e.g., census, survey, registers, administrative records)	Availability/ Latest Year
Women and Poverty	121	SOCIAL - 5 - Social Protection	Proportion of population covered by social protection floors/systems, by sex, distinguishing children, unemployed persons, older persons, persons with disabilities, migrants, pregnant women, newborns, work-injury victims and the poor and the vulnerable (including rural/urban and population living in slums)	by sex, age, geographical location (Maale, Atolls)	ICPD	Policy Formulation/ Decisions/Monitoring and Evaluation on Health & gender	NSPA	Admin data	NA
Women and Poverty	122	SOCIAL - 5 - Social Protection	Number of persons receiving Financial Assistance Programs, by sex:	By type, by sex, by locality	NPI	Policy Formulation/ Decisions/Monitoring and Evaluation on Health & gender	NSPA	Admin data	2023
Women and Poverty	123	SOCIAL - 5 - Social Protection	Disability Program 1. Visual Disability, 2. Hearing/Speech Disability 3. Physical Disability 4. Intellectual Disability 5. Psychological Disability 6. Autism 7. Multiple Disability	By type, by sex, by locality	NPI	Policy Formulation/ Decisions/Monitoring and Evaluation on Health & gender	NSPA	Admin data	NA
Women and Poverty	124	SOCIAL - 5 - Social Protection	Number of persons registered in disability register, by type, by sex, by locality	By type, by sex, by locality	NPI	Policy Formulation/ Decisions/Monitoring and Evaluation on Health & gender	NSPA	Admin data	NA

## PRIORITY GENDER INDICATORS OF THE MALDIVES

Area	Initial indicator #	Related Sector	Indicator	Disaggregation	"Use of indicator/ Reporting For:"	Use, other than reporting	Source: Responsible Agency	Source: Data (e.g., census, survey, registers, administrative records)	Availability/ Latest Year
Women and Poverty	125	SOCIAL - 5 - Social Protection	Percent of people with disabilities receiving social security benefit (financial), by sex	By type, by sex, by locality	NPI	Policy Formulation/ Decisions/Monitoring and Evaluation on Health & gender	NSPA	Admin data	NA
Education and Training of Women	126	SOCIAL 1 - Education	Net enrolment rate in primary education, by sex	by Sex, age, geographical location (Maale, Atolls)	Minimum Set of Gender Indicators/ SDG/UIS	Policy Formulation/ Decisions/Monitoring and Evaluation on Education & gender	MOE	Admin Data	2022
Education and Training of Women	127	SOCIAL 1 - Education	Gross enrolment ratio in secondary education, by sex	by Sex, age, geographical location (Maale, Atolls)	Minimum Set of Gender Indicators/ SDG/UIS	Policy Formulation/ Decisions/Monitoring and Evaluation on Education & gender	MOE	Admin Data	2022
Education and Training of Women	128	SOCIAL 1 - Education	Gross enrolment ratio in tertiary education, by sex	by Sex, age, geographical location (Maale, Atolls)	Minimum Set of Gender Indicators/ SDG/UIS	Policy Formulation/ Decisions/Monitoring and Evaluation on Education & gender	MOHE	Admin Data	2022
Education and Training of Women	129	SOCIAL 1 - Education	Gender parity index of the gross enrolment ratios in primary, secondary and tertiary education	by Sex, age, geographical location (Maale, Atolls)	Minimum Set of Gender Indicators/ SDG/UIS	Policy Formulation/ Decisions/Monitoring and Evaluation on Education & gender	MOE/MOHE	Admin Data	2022
Education and Training of Women	130	SOCIAL 1 - Education	Net intake rate to the first grade of primary education, by sex	by Sex, age, geographical location (Maale, Atolls)	Minimum Set of Gender Indicators/ SDG/UIS	Policy Formulation/ Decisions/Monitoring and Evaluation on Education & gender	MOE	Admin Data	2022
Education and Training of Women	131	SOCIAL 1 - Education	Primary education completion rate, by sex	by Sex, age, geographical location (Maale, Atolls)	Minimum Set of Gender Indicators/ SDG/UIS	Policy Formulation/ Decisions/Monitoring and Evaluation on Education & gender	MOE	Admin Data	2022

## PRIORITY GENDER INDICATORS OF THE MALDIVES

Area	Initial indicator #	Related Sector	Indicator	Disaggregation	"Use of indicator/ Reporting for For:"	Use, other than reporting	Source: Responsible Agency	Source: Data (e.g., census, survey, registers, administrative records)	Availability/ Latest Year
Education and Training of Women	132	SOCIAL 1 - Education	Gross graduation ratio from lower secondary education, by sex	by Sex, age, geographical location (Maale, Atolls)	Minimum Set of Gender Indicators/ SDG/UIS	Policy Formulation/ Decisions/Monitoring and Evaluation on Education & gender	MOE	Admin Data	2022
Education and Training of Women	133	SOCIAL 1 - Education	Effective transition rate from primary to secondary education (general programmes), by sex	by Sex, age, geographical location (Maale, Atolls)	Minimum Set of Gender Indicators/ NPI	Policy Formulation/ Decisions/Monitoring and Evaluation on Education & gender	MOE	Admin Data	NA
Education and Training of Women	134	SOCIAL 1 - Education	Percentage of children under 5 years of age who are developmentally on track in health, learning and psychosocial well-being, by sex	by sex and locality	SDG	Policy Formulation/ Decisions/Monitoring and Evaluation on Education & gender	MBS/MOE / MoH	DHS	2016/17
Education and Training of Women	135	SOCIAL 1 - Education	All CHILDREN in preschool under 5 yrs of age	by sex and locality	SDG	Policy Formulation/ Decisions/Monitoring and Evaluation on Education & gender	MOE	Admin Data	NA
Education and Training of Women	136	SOCIAL 1 - Education	Percentage of the population in a given age group achieving at least a fixed level of proficiency in functional (a) literacy groups by locality and (b) numeracy skills.	by sex, age groups and relevant population groups by locality	SDG	Policy Formulation/ Decisions/Monitoring and Evaluation on Education & gender	MBS	HIES/Census 2022	2022
Education and Training of Women	137	SOCIAL 1 - Education	Number of students enrolled, by sex, age, field of study, MNOF level, locality, and institute, allocated budget and expenditure.	by sex, age field of study, geographical location (Maale Atolls)	NPI	Policy Formulation/ Decisions/Monitoring and Evaluation on Education & gender	MOHE	Admin Data	NA

PRIORITY GENDER INDICATORS OF THE MALDIVES

Area	Initial indicator #	Related Sector	Indicator	Disaggregation	"Use of indicator/ Reporting for Reporting For:"	Use, other than reporting	Source: Responsible Agency	Source: Data (e.g., census, survey, registers, administrative records)	Availability/ Latest Year
Education and Training of Women	138	SOCIAL 1 - Education	Proportion of children and young people: (a) in grades 2/3; (b) at the end of primary; and (c) at the end of lower secondary achieving at least a minimum proficiency level in (i) reading and (ii) mathematics, by sex, age and disability status	by sex, age, disability status, geographical location	ICPD/NPI	Policy Formulation/ Decisions/Monitoring and Evaluation on Education & gender	MoE	Admin Data	NA
Education and Training of Women	139	SOCIAL 1 - Education	Out of school rate for children, adolescents and youth of primary and secondary school age, by sex, age and disability status	by Sex, age, disability status, geographical location (Maale, Atolls)	ICPD/ SDG	Policy Formulation/ Decisions/Monitoring and Evaluation on Education & gender	MoE/ MBS	Census/ HIES/ MEMIS	2022
Women and Health	140	SOCIAL 2 - Health, VRS	Sex ratio at birth (males births per female births)	By geographical location (Maale/ Atolls)	ICPD	Policy Formulation/ Decisions/Monitoring and Evaluation on Education & gender	MBS	Census	2022
Women and Health	141	SOCIAL 2 - Health, VRS	Life expectancy at birth, by sex	by Sex, geographical location (Maale, Atolls)	ICPD	Policy Formulation/ Decisions/Monitoring and Evaluation on Education & gender	MBS	Census	2022
Women and Health	142	SOCIAL 2 - Health, VRS	Life expectancy at age 60, by sex	by Sex, geographical location (Maale, Atolls)	NPI	Policy Formulation/ Decisions/Monitoring and Evaluation on Education & gender	MBS	Admin data/ Projection	NA

## PRIORITY GENDER INDICATORS OF THE MALDIVES

Area	Initial indicator #	Related Sector	Indicator	Disaggregation	"Use of indicator/ Reporting For:"	Use, other than reporting	Source: Responsible Agency	Source: Data (e.g., census, survey, registers, administrative records)	Availability/ Latest Year
Women and Health	143	SOCIAL 2 - Health, VRS	Per cent of all deaths that take place in the territory and jurisdiction in the given year are registered (death registration coverage), by sex	by Sex, geographical location (Maale, Atolls)	ICPD	Policy Formulation/ Decisions/Monitoring and Evaluation on Education & gender	DNR/ MBS	VRS/ Census	2021/2022
Women and Health	144	SOCIAL 2 - Health, VRS	Crude birth rate, by sex	geographical location (Maale, Atolls)	NPI	Policy Formulation/ Decisions/Monitoring and Evaluation on Education & gender	MOH	VRS data	2021
Women and Health	145	SOCIAL 2 - Health, VRS	Adolescent Birth rate per 1000 women in the age group 10-14 years	geographical location (Maale, Atolls)	NPI	Policy Formulation/ Decisions/Monitoring and Evaluation on Education & gender	MOH	VRS data	2021
Women and Health	146	SOCIAL 2 - Health, VRS	Adolescent Birth rate per 1000 women in the age group 15-19 years	geographical location (Maale, Atolls)	NPI	Policy Formulation/ Decisions/Monitoring and Evaluation on Education & gender	MOH	VRS data	2021
Women and Health	147	SOCIAL 2 - Health, VRS	Crude death rate, by sex	geographical location (Maale, Atolls)	NPI	Policy Formulation/ Decisions/Monitoring and Evaluation on Education & gender	MOH	VRS data	2021
Women and Health	148	SOCIAL 2 - Health, VRS	Neonatal mortality rate (1000 live births), by sex	by Sex, geographical location (Maale, Atolls)	NPI	Policy Formulation/ Decisions/Monitoring and Evaluation on Education & gender	MOH	VRS data	2021

PRIORITY GENDER INDICATORS OF THE MALDIVES

Area	Initial indicator #	Related Sector	Indicator	Disaggregation	"Use of indicator/ Reporting for Reporting For:"	Use, other than reporting	Source: Responsible Agency	Source: Data (e.g., census, survey, registers, administrative records)	Availability/ Latest Year
Women and Health	149	SOCIAL 2 - Health, VRS	Infant mortality rate (000 live births), by sex	by Sex, geographical location (Maale, Atolls)	NPI	Policy Formulation/ Decisions/Monitoring and Evaluation on Education & gender	MOH	VRS data	2021
Women and Health	150	SOCIAL 2 - Health, VRS	Still birth Rate (per1000 live births), by sex	by Sex, geographical location (Maale, Atolls)	NPI	Policy Formulation/ Decisions/Monitoring and Evaluation on Education & gender	MOH	VRS data	2021
Women and Health	151	SOCIAL 2 - Health, VRS	Under 5 mortality rate (000 live births), by sex	by Sex, geographical location (Maale, Atolls)	NPI	Policy Formulation/ Decisions/Monitoring and Evaluation on Education & gender	MOH	VRS data	2021
Women and Health	152	SOCIAL 2 - Health, VRS	Maternal mortality ratio/maternal deaths (100,000 live births)	by Sex, geographical location (Maale, Atolls)	NPI	Policy Formulation/ Decisions/Monitoring and Evaluation on Education & gender	MOH	VRS data	2021
Women and Health	153	SOCIAL 2 - Health, VRS	Mortality due to road traffic injuries/ accidents- per 100,000 population, by sex	by Sex, geographical location (Maale, Atolls)	NPI	Policy Formulation/ Decisions/Monitoring and Evaluation on Education & gender	MOH/Police	VRS data	2021
Women and Health	154	SOCIAL 2 - Health, VRS	Suicide mortality rate (per 100,000 Population), by sex	by sex, age geographical location (Maale, Atolls)	NPI	Policy Formulation/ Decisions/Monitoring and Evaluation on Education & gender	MOH/Police	VRS data	NA
Women and Health	155	SOCIAL 2 - Health, VRS	Percent of near-miss maternal deaths	by sex, age geographical location (Maale, Atolls)	NPI	Policy Formulation/ Decisions/Monitoring and Evaluation on Education & gender	MOH	Admin Data	NA

## PRIORITY GENDER INDICATORS OF THE MALDIVES

Area	Initial indicator #	Related Sector	Indicator	Disaggregation	"Use of indicator/ Reporting For:"	Use, other than reporting	Source: Responsible Agency	Source: Data (e.g., census, survey, registers, administrative records)	Availability/ Latest Year
Women and Health	156	SOCIAL 2 - Health, VRS	Percentage of live births by mothers aged below 20 years	by sex, age, geographical location (Maale, Atolls)	NPI	Policy Formulation/ Decisions/Monitoring and Evaluation on Education & gender	MOH	Admin Data	2020
Women and Health	157	SOCIAL 2 - Health, VRS	Percentage of deaths due to cardiovascular diseases, cancers, diabetes, or chronic respiratory diseases, by sex	by sex, age, geographical location (Maale, Atolls)	SDG	Policy Formulation/ Decisions/Monitoring and Evaluation on Education & gender	MOH	Admin Data	2020
Women and Health	158	SOCIAL 2 - Health, VRS	Percent of deaths with validated cause of deaths, by sex	by sex, age, geographical location (Maale, Atolls)	NPI	Policy Formulation/ Decisions/Monitoring and Evaluation on Education & gender	MOH	Admin Data	2020
Women and Health	159	SOCIAL 2 - Health, VRS	Mortality from communicable diseases (% of patients), by sex	by sex, age, geographical location (Maale, Atolls)	NPI	Policy Formulation/ Decisions/Monitoring and Evaluation on Education & gender	MOH	Admin Data	2020
Women and Health	160	SOCIAL 2 - Health, VRS	Mortality during admission for Acute coronary syndrome (% of patients), by sex	by sex, age, geographical location (Maale, Atolls)	NPI	Policy Formulation/ Decisions/Monitoring and Evaluation on Education & gender	MOH	Admin Data	2020
Women and Health	161	SOCIAL 2 - Health, VRS	Number of victims of intentional homicide per 100,000 population, by sex and age	by sex, age, geographical location (Maale, Atolls)	SDG	Policy Formulation/ Decisions/Monitoring and Evaluation on Education & gender	Police, MoH	Admin Data	NA

## PRIORITY GENDER INDICATORS OF THE MALDIVES

Area	Initial indicator #	Related Sector	Indicator	Disaggregation	"Use of indicator/ Reporting For:"	Use, other than reporting	Source: Responsible Agency	Source: Data (e.g., census, survey, registers, administrative records)	Availability/ Latest Year
Women and Health	162	SOCIAL 2 - Health, VRS	Coverage of essential health services (defined as the average coverage of essential services based on tracer interventions that include reproductive, maternal, newborn and child health, infectious diseases, non-communicable diseases and service capacity a	by sex, age, geographical location (Maale, Atolls)	SDG	Policy Formulation/ Decisions/Monitoring and Evaluation on Education & gender	MOH	Admin Data	NA
Women and Health	163	SOCIAL 2 - Health, VRS	Distribution of Medical Staff by type of service, by locality, by sex	by sex, age, type of service, geographical location (Maale, Atolls)	NPI	Policy Formulation/ Decisions/Monitoring and Evaluation on Education & gender	MOH	Admin Data	2020
Women and Health	164	SOCIAL 2 - Health, VRS	Proportion of Healthcare workers by locality in habited islands with more than 50 people, by sex	by sex, geographic location	NPI	Policy Formulation/ Decisions/Monitoring and Evaluation on Education & gender	MOH	Admin Data	2020
Women and Health	165	SOCIAL 2 - Health, VRS	Proportion of Health management professionals in senior health management roles, by rank	by sex, geographic location	NPI	Policy Formulation/ Decisions/Monitoring and Evaluation on Education & gender	MOH/MBS	Admin Data	NA
Women and Health	166	SOCIAL 2 - Health, VRS	Distribution of medical staff by specialty, by locality , by sex	by sex, specialty, geographic location	NPI	Policy Formulation/ Decisions/Monitoring and Evaluation on Education & gender	MOH	Admin Data	2020

PRIORITY GENDER INDICATORS OF THE MALDIVES

Area	Initial indicator #	Related Sector	Indicator	Disaggregation	"Use of indicator/ Reporting for For:"	Use, other than reporting	Source: Responsible Agency	Source: Data (e.g., census, survey, registers, administrative records)	Availability/ Latest Year
Women and Health	167	SOCIAL 2 - Health, VRS	Proportion of specialist doctors, by sex	by sex, qualification, geographic location	NPI	Policy Formulation/ Decisions/Monitoring and Evaluation on Education & gender	MOH	Admin Data	2020
Women and Health	168	SOCIAL 2 - Health, VRS	Proportion of Primary Healthcare professionals trained to provide services at island level, by locality, by sex	by sex, qualification, geographic location	NPI	Policy Formulation/ Decisions/Monitoring and Evaluation on Education & gender	MOH	Admin Data	2020
Women and Health	169	SOCIAL 2 - Health, VRS	Number of pharmacists per 10,000 population, by sex	by sex, qualification, geographic location	NPI	Policy Formulation/ Decisions/Monitoring and Evaluation on Education & gender	MOH	Admin Data	2020
Women and Health	170	SOCIAL 2 - Health, VRS	Doctors per 10,000 population, by sex	by sex, specialization, geographic location (Maale/ Atolls)	NPI	Policy Formulation/ Decisions/Monitoring and Evaluation on Education & gender	MOH	Admin Data	2020
Women and Health	171	SOCIAL 2 - Health, VRS	Nurses per 10,000 population, by sex	by sex, specialization, geographic location (Maale/ Atolls)	NPI	Policy Formulation/ Decisions/Monitoring and Evaluation on Education & gender	MOH	Admin Data	2020
Women and Health	172	SOCIAL 2 - Health, VRS	Public Health workers per 10,000 population, by sex	by sex, specialization, geographic location (Maale/ Atolls)	NPI	Policy Formulation/ Decisions/Monitoring and Evaluation on Education & gender	MOH	Admin Data	2020

## PRIORITY GENDER INDICATORS OF THE MALDIVES

Area	Initial indicator #	Related Sector	Indicator	Disaggregation	"Use of indicator/ Reporting for For:"	Use, other than reporting	Source: Responsible Agency	Source: Data (e.g., census, survey, registers, administrative records)	Availability/ Latest Year
Women and Health	173	SOCIAL 2 - Health, VRS	Health worker density and distribution (by atoll) - per 10,000 population, by sex	by sex, specialization, qualification, geographic location (Maale/Atolls)	NPI	Policy Formulation/ Decisions/Monitoring and Evaluation on Education & gender	MOH	Admin Data	2020
Women and Health	174	SOCIAL 2 - Health, VRS	Proportion of births attended by a skilled health professional (%)	by sex, specialization, qualification, geographic location (Maale/Atolls)	NPI	Policy Formulation/ Decisions/Monitoring and Evaluation on Education & gender	MOH	Admin Data	2020
Women and Health	175	SOCIAL 2 - Health, VRS	Percentage of local doctors serving at government atoll health facilities	by sex, specialization, qualification, geographic location (Maale/Atolls)	NPI	Policy Formulation/ Decisions/Monitoring and Evaluation on Education & gender	MOH	Admin Data	2020
Women and Health	176	SOCIAL 2 - Health, VRS	Percentage of local doctors serving at government health facilities in Male' city	by sex, specialization, qualification, geographic location (Maale/Atolls)	NPI	Policy Formulation/ Decisions/Monitoring and Evaluation on Education & gender	MOH	Admin Data	2020
Women and Health	177	SOCIAL 2 - Health, VRS	Percent of local doctors in the health workforce (of total doctors), by sex	by sex, specialization, qualification, geographic location (Maale/Atolls)	NPI	Policy Formulation/ Decisions/Monitoring and Evaluation on Education & gender	MOH	Admin Data	2020
Women and Health	178	SOCIAL 2 - Health, VRS	Percent of local nurses in the health workforce (of total nurses), by sex	by sex, specialization, qualification, geographic location (Maale/Atolls)	NPI	Policy Formulation/ Decisions/Monitoring and Evaluation on Education & gender	MOH	Admin Data	2020

## PRIORITY GENDER INDICATORS OF THE MALDIVES

Area	Initial indicator #	Related Sector	Indicator	Disaggregation	"Use of indicator/ Reporting For:"	Use, other than reporting	Source: Agency	Source: Data (e.g., census, survey, registers, administrative records)	Availability/ Latest Year
Women and Health	179	SOCIAL 2 - Health, VRS	Percentage of locally trained health workforce joining the PHC Lab technicians), by sex	by sex, specialization, qualification, geographic location (Maale/ Atolls)	NPI	Policy Formulation/ Decisions/Monitoring and Evaluation on Education & gender	MOH	Admin Data	2020
Women and Health	180	SOCIAL 2 - Health, VRS	Number of in-patients by type of health service by locality, by sex	by sex, nationality, type of health service, geographic location (Maale/ Atolls)	NPI	Policy Formulation/ Decisions/Monitoring and Evaluation on Education & gender	MOH	Admin Data	2020
Women and Health	181	SOCIAL 2 - Health, VRS	Proportion of in-patients care for mental health, by sex	by sex, nationality, type of health service, geographic location (Maale/ Atolls)	NPI	Policy Formulation/ Decisions/Monitoring and Evaluation on Education & gender	MOH	Admin Data	2020
Women and Health	182	SOCIAL 2 - Health, VRS	Total fertility Rate	by geographic location	NPI	Policy Formulation/ Decisions/Monitoring and Evaluation on Education & gender	MBS/MOH	Census/ DHS	2022
Women and Health	183	SOCIAL 2 - Health, VRS	Prevalence of primary and secondary infertility, by disease condition	by sex, age, type of infertility, disease condition, geographical location (Maale, Atolls)	ICPD	Policy Formulation/ Decisions/Monitoring and Evaluation on Education & gender	MOH	Admin Data	
Women and Health	184	SOCIAL 2 - Health, VRS	Tuberculosis incidence rate - per 100,000 population, by sex	by sex, age, geographical location (Maale, Atolls)	NPI	Policy Formulation/ Decisions/Monitoring and Evaluation on Education & gender	MOH	Admin data	NA

PRIORITY GENDER INDICATORS OF THE MALDIVES

Area	Initial indicator #	Related Sector	Indicator	Disaggregation	"Use of indicator/ Reporting for For:"	Use, other than reporting	Source: Responsible Agency	Source: Data (e.g., census, survey, registers, administrative records)	Availability/ Latest Year
Women and Health	185	SOCIAL 2 - Health, VRS	Tuberculosis prevalence rate - per 100,000 population, by sex	by sex, age, geographical location (Maale, Atolls)	NPI	Policy Formulation/ Decisions/Monitoring and Evaluation on Education & gender	MOH	Admin data	NA
Women and Health	186	SOCIAL 2 - Health, VRS	Leprosy prevalence rate - per 100,000 population, by sex	by sex, age, geographical location (Maale, Atolls)	NPI	Policy Formulation/ Decisions/Monitoring and Evaluation on Education & gender	MOH	Admin data	NA
Women and Health	187	SOCIAL 2 - Health, VRS	HIV incidence rate - per 100,000 population, by sex	by sex, age, geographical location (Maale, Atolls)	NPI	Policy Formulation/ Decisions/Monitoring and Evaluation on Education & gender	MOH	Admin data	NA
Women and Health	188	SOCIAL 2 - Health, VRS	HIV prevalence rate - per 100,000 population, by sex	by sex, age, geographical location (Maale, Atolls)	NPI	Policy Formulation/ Decisions/Monitoring and Evaluation on Education & gender	MOH	Admin data	NA
Women and Health	189	SOCIAL 2 - Health, VRS	Malaria incidence - per 100,000 population, by sex	by sex, age, geographical location (Maale, Atolls)	NPI	Policy Formulation/ Decisions/Monitoring and Evaluation on Education & gender	MOH	Admin data	NA
Women and Health	190	SOCIAL 2 - Health, VRS	Hepatitis B incidence - per 100,000 population, by sex	by sex, age, geographical location (Maale, Atolls)	NPI	Policy Formulation/ Decisions/Monitoring and Evaluation on Education & gender	MOH	Admin data	NA

## PRIORITY GENDER INDICATORS OF THE MALDIVES

Area	Initial indicator #	Related Sector	Indicator	Disaggregation	"Use of indicator/ Reporting for For:"	Use, other than reporting	Source: Responsible Agency	Source: Data (e.g., census, survey, registers, administrative records)	Availability/ Latest Year
Women and Health	191	SOCIAL 2 - Health, VRS	Dengue incidence rate-per100,000 population, by sex	by sex, age, geographical location (Maale, Atolls)	NPI	Policy Formulation/ Decisions/Monitoring and Evaluation on Education & gender	MOH	Admin data	NA
Women and Health	192	SOCIAL 2 - Health, VRS	Filaria incidence - per 100,000 population, by sex	by sex, age, geographical location (Maale, Atolls)	NPI	Policy Formulation/ Decisions/Monitoring and Evaluation on Education & gender	MOH	Admin data	NA
Women and Health	193	SOCIAL 2 - Health, VRS	Prevalence of hypertension ( %), by sex	by sex, age, geographical location (Maale, Atolls)	NPI	Policy Formulation/ Decisions/Monitoring and Evaluation on Education & gender	MOH	Admin data	NA
Women and Health	194	SOCIAL 2 - Health, VRS	Prevalence of cancer in adult population (%), by sex	by sex, age, geographical location (Maale, Atolls)	NPI	Policy Formulation/ Decisions/Monitoring and Evaluation on Education & gender	MOH	Admin data	NA
Women and Health	195	SOCIAL 2 - Health, VRS	Prevalence of diabetes (%, type 2), by sex	by sex, age, geographical location (Maale, Atolls)	NPI	Policy Formulation/ Decisions/Monitoring and Evaluation on Education & gender	MOH	Admin data	NA
Women and Health	196	SOCIAL 2 - Health, VRS	Beta Thalassemia Major incidence rate-per100,000 population, by sex	by sex, age, geographical location (Maale, Atolls)	NPI	Policy Formulation/ Decisions/Monitoring and Evaluation on Education & gender	MOH	Admin data	NA

## PRIORITY GENDER INDICATORS OF THE MALDIVES

Area	Initial Indicator #	Related Sector	Indicator	Disaggregation	"Use of indicator/ Reporting for For:"	Use, other than reporting	Source: Responsible Agency	Source: Data (e.g., census, survey, registers, administrative records)	Availability/ Latest Year
Women and Health	197	SOCIAL 2 - Health, VRS	Beta Thalassemia Major prevalence rate - per 100,000 population, by sex	by sex, age, geographical location (Maale, Atolls)	NPI	Policy Formulation/ Decisions/Monitoring and Evaluation on Education & gender	MOH	Admin data	NA
Women and Health	198	SOCIAL 2 - Health, VRS	% of obesity (BMI>30) (adolescents 13 - 15yrs), by sex	by sex, age, geographical location (Maale, Atolls)	NPI	Policy Formulation/ Decisions/Monitoring and Evaluation on Education & gender	MOH	Admin data	NA
Women and Health	199	SOCIAL 2 - Health, VRS	% of obesity (BMI>30) adults 15-64yrs), by sex	by sex, age, geographical location (Maale, Atolls)	NPI	Policy Formulation/ Decisions/Monitoring and Evaluation on Education & gender	MOH	Admin data	NA
Women and Health	200	SOCIAL 2 - Health, VRS	Number of persons with physical impairment registered in disability register, by sex	by sex, age, geographical location (Maale, Atolls)	NPI	Policy Formulation/ Decisions/Monitoring and Evaluation on Education & gender	NSPA	Admin data	NA
Women and Health	201	SOCIAL 2 - Health, VRS	Number of persons with visual impairment in disability register, by sex	by sex, age, geographical location (Maale, Atolls)	NPI	Policy Formulation/ Decisions/Monitoring and Evaluation on Education & gender	NSPA	Admin data	NA
Women and Health	202	SOCIAL 2 - Health, VRS	Number of persons with hearing impairment in disability register, by sex	by sex, age, geographical location (Maale, Atolls)	NPI	Policy Formulation/ Decisions/Monitoring and Evaluation on Education & gender	NSPA	Admin data	NA

## PRIORITY GENDER INDICATORS OF THE MALDIVES

Area	Initial indicator #	Related Sector	Indicator	Disaggregation	"Use of indicator/ Reporting for For:"	Use, other than reporting	Source: Responsible Agency	Source: Data (e.g., census, survey, registers, administrative records)	Availability/ Latest Year
Women and Health	203	SOCIAL 2 - Health, VRS	% low birth weight (weight <2500 grams at birth) newborns, by sex	by sex, geographical location (Maale, Atolls)	NPI	Policy Formulation/ Decisions/Monitoring and Evaluation on Education & gender	MOH	Admin data	2020
Women and Health	204	SOCIAL 2 - Health, VRS	% of pregnant women receiving 4 or more ANC check-ups by a skilled provider	by age, geographical location (Maale, Atolls)	NPI	Policy Formulation/ Decisions/Monitoring and Evaluation on Education & gender	MOH	Admin data	NA
Women and Health	205	SOCIAL 2 - Health, VRS	% of pregnant women receiving 8 or more ANC check-ups by a skilled provider	by age, geographical location (Maale, Atolls)	NPI	Policy Formulation/ Decisions/Monitoring and Evaluation on Education & gender	MOH	Admin data	NA
Women and Health	206	SOCIAL 2 - Health, VRS	% of pregnant women who receiving iron-folate supplements during pregnancy (Iron-folate supplements coverage)	by age, geographical location (Maale, Atolls)	NPI	Policy Formulation/ Decisions/Monitoring and Evaluation on Education & gender	MOH	Admin data	NA
Women and Health	207	SOCIAL 2 - Health, VRS	% of pregnant women who receiving folic acid supplements during pregnancy	by age, geographical location (Maale, Atolls)	NPI	Policy Formulation/ Decisions/Monitoring and Evaluation on Education & gender	MOH	Admin data	NA
Women and Health	208	SOCIAL 2 - Health, VRS	% of pregnant women receiving 3 or more PNC check-ups by a skilled provider	by age, geographical location (Maale, Atolls)	NPI	Policy Formulation/ Decisions/Monitoring and Evaluation on Education & gender	MOH	Admin data	NA

## PRIORITY GENDER INDICATORS OF THE MALDIVES

Area	Initial indicator #	Related Sector	Indicator	Disaggregation	"Use of indicator/ Reporting for For:"	Use, other than reporting	Source: Responsible Agency	Source: Data (e.g., census, survey, registers, administrative records)	Availability/ Latest Year
Women and Health	209	SOCIAL 2 - Health, VRS	% of children exclusively breastfed for 6 months, by sex	by sex, age, geographical location (Maale, Atolls)	NPI	Policy Formulation/ Decisions/Monitoring and Evaluation on Education & gender	MOH	Admin data	NA
Women and Health	210	SOCIAL 2 - Health, VRS	Number of children (10-14 yrs) given HPV vaccine by sex	by sex, age, geographical location (Maale, Atolls)	NPI	Policy Formulation/ Decisions/Monitoring and Evaluation on Education & gender	MOH	Admin data	NA
Women and Health	211	SOCIAL 2 - Health, VRS	% of children aged 12 to 23 months who received all basic vaccinations (EPI vaccine coverage), by sex	by sex, age, geographical location (Maale, Atolls)	NPI	Policy Formulation/ Decisions/Monitoring and Evaluation on Education & gender	MOH	Admin data	NA
Women and Health	212	SOCIAL 2 - Health, VRS	% of children 12-23 months with measles vaccination (Measles vaccine coverage), by sex	by sex, age, geographical location (Maale, Atolls)	NPI	Policy Formulation/ Decisions/Monitoring and Evaluation on Education & gender	MOH	Admin data	NA
Women and Health	213	SOCIAL 2 - Health, VRS	% of children aged 9-59 months provided with Vitamin A supplements, by sex	by sex, age, geographical location (Maale, Atolls)	NPI	Policy Formulation/ Decisions/Monitoring and Evaluation on Education & gender	MOH	Admin data	NA
Women and Health	214	SOCIAL 2 - Health, VRS	% of children introduced with complementary foods at 6 months, by sex	by sex, age, geographical location (Maale, Atolls)	NPI	Policy Formulation/ Decisions/Monitoring and Evaluation on Education & gender	MOH	Admin data	NA

## PRIORITY GENDER INDICATORS OF THE MALDIVES

Area	Initial indicator #	Related Sector	Indicator	Disaggregation	"Use of indicator/ Reporting For:"	Use, other than reporting	Source: Responsible Agency	Source: Data (e.g., census, survey, registers, administrative records)	Availability/ Latest Year
Women and Health	215	SOCIAL 2 - Health, VRS	% children <5 years with diarrhea treated with ORT/increased fluids by sex	by sex, age, geographical location (Maale, Atolls)	NPI	Policy Formulation/ Decisions/ Monitoring and Evaluation on Education & gender	MOH	Admin data	NA
Women and Health	216	SOCIAL 2 - Health, VRS	% who consume < than 5 servings of fruit and/or vegetables (adolescents 13 - 15yrs and adults 15-64), by sex	by sex, age, geographical location (Maale, Atolls)	NPI	Policy Formulation/ Decisions/ Monitoring and Evaluation on Health & gender	MOH	Survey	NA
Women and Health	217	SOCIAL 2 - Health, VRS	% (adolescents 13 - 15yrs and adults 15-64) with low levels of activity (defined as < 600 MET-minutes per week) (adolescents 13 - 15yrs and adults 15-64), by sex	by sex, age, geographical location (Maale, Atolls)	NPI	Policy Formulation/ Decisions/ Monitoring and Evaluation on Health & gender	MOH	Survey	NA
Women and Health	218	SOCIAL 2 - Health, VRS	Number of new HIV infections per 1,000 uninfected population, by sex, age and key populations	by sex, age, geographical location (Maale, Atolls)	Minimum Set of Gender Indicators/ NPI	Policy Formulation/ Decisions/ Monitoring and Evaluation on Health & gender	MOH	Admin data	NA
Women and Health	219	SOCIAL 2 - Health, VRS	Access to anti-retroviral drug, by sex	by sex, age, geographical location (Maale, Atolls)	Minimum Set of Gender Indicators/ NPI	Policy Formulation/ Decisions/ Monitoring and Evaluation on Health & gender	MOH	Admin data	NA
Women and Health	220	SOCIAL 2 - Health, VRS	% of population with comprehensive correct knowledge of HIV/AIDS (adults 15-49 ever married women)	by age, geographical location (Maale, Atolls)	NPI	Policy Formulation/ Decisions/ Monitoring and Evaluation on Health & gender	MOH	Survey	NA

PRIORITY GENDER INDICATORS OF THE MALDIVES

Area	Initial indicator #	Related Sector	Indicator	Disaggregation	"Use of indicator/ Reporting for Reporting For:"	Use, other than reporting	Source: Responsible Agency	Source: Data (eg, census, survey, registers, administrative records)	Availability/ Latest Year
Women and Health	221	SOCIAL 2 - Health, VRS	% of population with comprehensive correct knowledge of HIV/AIDS (adults 15-24 ever married women)	by age, geographical location (Maale, Atolls)	NPI	Policy Formulation/ Decisions/Monitoring and Evaluation on Health & gender	MOH	Survey	NA
Women and Health	222	SOCIAL 2 - Health, VRS	% of population with comprehensive correct knowledge of HIV/AIDS (adults 15-49 ever married men)	by age, geographical location (Maale, Atolls)	NPI	Policy Formulation/ Decisions/Monitoring and Evaluation on Health & gender	MOH	Survey	NA
Women and Health	223	SOCIAL 2 - Health, VRS	Contraceptive prevalence rate (% all methods and modern methods)	by age, geographical location (Maale, Atolls)	NPI	Policy Formulation/ Decisions/Monitoring and Evaluation on Health & gender	MOH	DHS	2016/17
Women and the Media	224	SOCIAL - Media	Proportion of women in ownership, business management and board positions within media organizations	by sex, age, locality	NPI	Policy Formulation/ Decisions/Monitoring and Evaluation on Women empowerment & gender equality	MED	Admin data	NA
Women and the Media	225	SOCIAL - Media	Proportion of women holding leadership positions within media organizations (editors-in-chief, editors, heads of departments, heads of desks)	by sex, age, locality	NPI	Policy Formulation/ Decisions/Monitoring and Evaluation on Women empowerment & gender equality	MMC	Admin data	NA
Women and the Media	226	SOCIAL - Media	Proportions of women and men working in media organization sections (eg. according to newsroom and production) and at all levels (junior, middle and top management)	by sex, age, locality	NPI	Policy Formulation/ Decisions/Monitoring and Evaluation on Women empowerment & gender equality	MMC	Admin data	NA

PRIORITY GENDER INDICATORS OF THE MALDIVES

Area	Initial indicator #	Related Sector	Indicator	Disaggregation	"Use of indicator/ Reporting For:"	Use, other than reporting	Source: Responsible Agency	Source: Data (e.g. census, survey, registers, administrative records)	Availability/ Latest Year
Women and the Media	227	SOCIAL - Media	Existence of State media policies securing equal treatment with respect to general working conditions/ environment and rights including wages and promotion opportunities	by sex, age, locality	NPI	Policy Formulation/ Decisions/Monitoring and Evaluation on Women empowerment & gender equality	MBC/MMC	Admin data	NA
Women and the Media	228	SOCIAL - Media	Proportions of men and women staff members with part-time contracts within media organizations	by sex, age, locality	NPI	Policy Formulation/ Decisions/Monitoring and Evaluation on Women empowerment & gender equality	MBC/MMC	Admin data	NA
Women and the Media	229	SOCIAL - Media	Proportions of men and women with fixed-term contracts within media organizations	by sex, age, locality	NPI	Policy Formulation/ Decisions/Monitoring and Evaluation on Women empowerment & gender equality	MBC/MMC	Admin data	NA
Women and the Media	230	SOCIAL - Media	Proportions of men and women producing or reporting various news subjects (eg- sports, politics and armed conflicts)	by sex, age, locality	NPI	Policy Formulation/ Decisions/Monitoring and Evaluation on Women empowerment & gender equality	MBC/MMC	Admin data	NA
Women and the Media	231	SOCIAL - Media	Percentage of cases on gender equality issues resolved transparently as a percentage of total number of cases received.	by sex, age, locality	NPI	Policy Formulation/ Decisions/Monitoring and Evaluation on Women empowerment & gender equality	MBC/MMC	Admin data	NA

PRIORITY GENDER INDICATORS OF THE MALDIVES

Area	Initial indicator #	Related Sector	Indicator	Disaggregation	"Use of indicator/ Reporting for For:"	Use, other than reporting	Source: Responsible Agency	Source: Data (e.g., census, survey, registers, administrative records)	Availability/ Latest Year
Women and the Media	232	SOCIAL - Media	"Proportion of statements of the associations, unions and clubs in regard to cases concerning violence against women."	by sex, age, locality	NPI	Policy Formulation/ Decisions/Monitoring and Evaluation on Women empowerment & gender equality	MBC/MMC	Admin data	NA
Women and Health	233	SOCIAL 2 - Health, VRS	Total population by sex, age and disability status	by Sex, age, disability status, geographical location (Maale, Atolls)	ICPD	Policy Formulation/ Decisions/Monitoring and Evaluation on Education & gender	MBS	Census	2022
Access to Justice	234	SOCIAL - 4 - Crime and Justice	Female : Male within the judiciary	by sex, age, geographical location (Maale, Atolls)	NPI	Policy Formulation/ Decisions/Monitoring and Evaluation on Crime/Justice & gender	DJA/JSC	Admin data	NA

# 10. National Strategy for Development of Gender Statistics: 2025 - 2030

## COSTING ESTIMATES

## National Strategy for Development of Gender Statistics: 2025 - 2030 - COSTING ESTIMATES

	2025		2026		2027		2028		2029		2030	
	USD	MVR	USD	MVR	USD	MVR	USD	MVR	USD	MVR	USD	MVR
	TOTAL	612,921	9,451,235	1,375,901	21,216,386	705,946	10,885,691	576,012	8,882,107	631,617	9,739,538	531,806
GOVERNMENT FUNDS	183,876	2,362,809	412,770	5,304,097	211,784	2,721,423	172,804	2,220,527	189,485	2,434,885	159,542	2,050,114
DONOR FUNDS	429,044	7,088,426	963,130	15,912,290	494,162	8,164,268	403,209	6,661,580	442,132	7,304,654	372,265	6,150,341
Strategic Objective 1: On Coordination and Leadership of Gender Data and Statistics	29,856	460,375	40,491	624,375	19,674	303,375	19,674	303,375	25,511	393,375	19,674	303,375
1-1 Strengthen governance structures for Gender Statistics in the MSS	24,862	383,375	27,132	418,375	14,227	219,375	14,227	219,375	17,145	264,375	14,227	219,375
1-2 Integrate gender as a quality dimension in formulating and implementing the MSS quality assurance framework (MQAF)	4,994	77,000	13,359	206,000	5,447	84,000	5,447	84,000	8,366	129,000	5,447	84,000
Strategic Objective 2: On Innovation and Modernization for Gender Data and Statistics	66,520	1,025,734	725,426	11,186,075	244,233	3,766,075	164,454	2,535,873	164,454	2,535,873	164,454	2,535,873
2.1 Initiate gender-responsive research on new areas to strengthen the collection, compilation, analysis and dissemination of gender data and statistics in the Maldives Gender Data Ecosystem (MGDE)	33,463	516,000	98,760	1,522,872	90,588	1,396,872	67,488	1,040,670	67,488	1,040,670	67,488	1,040,670
2.2 Facilitate data integration and automation of data exchange across the different stages of the statistical production process to enhance the production, availability, and use of gender data and indicators.	24,691	380,734	586,753	9,047,735	121,902	1,879,735	62,499	963,735	62,499	963,735	62,499	963,735

## National Strategy for Development of Gender Statistics: 2025 - 2030 - COSTING ESTIMATES

	2025		2026		2027		2028		2029		2030	
	USD	MVR	USD	MVR	USD	MVR	USD	MVR	USD	MVR	USD	MVR
	2.3 Promote the adoption of new technologies and data sources in mainstream statistical activities to enhance the efficiency of collecting gender data and the compilation, communication, and usage of gender statistics	2,724	42,000	5,901	91,000	3,178	49,000	3,178	49,000	3,178	49,000	3,178
2.4 Facilitate real-time data sharing generated by MGDE members to enable the MSS to quickly address gender-responsive data needs in uncertain times when timely data is crucial	5,642	87,000	34,012	524,468	28,565	440,468	31,288	482,468	31,288	482,468	31,288	482,468
<b>Strategic Objective 3: On Core Gender Statistics and Statistical Programmes</b>	<b>447,536</b>	<b>6,901,010</b>	<b>406,899</b>	<b>6,274,378</b>	<b>235,267</b>	<b>3,627,812</b>	<b>221,038</b>	<b>3,408,404</b>	<b>265,906</b>	<b>4,100,277</b>	<b>167,032</b>	<b>2,575,636</b>
3-1 Ensure that priority gender-responsive and inclusive statistics and indicators are included in the MSS system of designated statistics to ensure that no one is left behind.	23,865	368,000	100,584	1,551,000	49,870	769,000	58,042	895,000	82,036	1,265,000	46,044	710,000
3-2 Enhance basic sources of primary data for gender data and statistics (censuses and key household surveys on population, demographic and health, agriculture, labour force, income and expenditure, economic and business)	386,191	5,955,069	160,636	2,477,000	63,359	977,000	63,359	977,000	63,359	977,000	1,751	27,000
3-3 Expand and enhance the use of administrative data, big data and geospatial data for compiling integrated and gender-responsive population, social, economic and environmental statistics	2,788	42,985	57,811	891,449	68,037	1,049,138	57,614	888,404	62,787	968,183	57,614	888,404

## National Strategy for Development of Gender Statistics: 2025 - 2030 - COSTING ESTIMATES

	2025		2026		2027		2028		2029		2030	
	USD	MVR	USD	MVR	USD	MVR	USD	MVR	USD	MVR	USD	MVR
	3-4 Apply the Copenhagen Framework on Citizen Data to the context of the Maldives to expand and enhance the use of citizen data for producing SDG indicators and priority gender indicators, including those on vulnerable populations and gender equality.	3,470	53,500	7,652	118,000	7,652	118,000	10,376	160,000	10,376	160,000	10,376
3-5 Strengthen SNA, household production accounts, and other extended accounts to improve the measurement of unpaid work, women's contribution to the economy, gender disparities in various areas	19,358	298,500	44,668	688,779	28,599	441,000	28,599	441,000	31,049	478,779	28,599	441,000
3-6 Strengthen core areas of gender statistics provided by Other Producers of Official Statistics	11,865	182,956	35,548	548,150	17,748	273,674	3,048	47,000	16,298	251,315	22,648	349,232
<b>Strategic Objective 4: On Dissemination and Use of Gender Data and Statistics</b>	<b>26,402</b>	<b>407,116</b>	<b>90,554</b>	<b>1,396,348</b>	<b>87,190</b>	<b>1,344,464</b>	<b>40,856</b>	<b>630,000</b>	<b>45,756</b>	<b>705,558</b>	<b>50,656</b>	<b>781,116</b>
4-1 Establish user-producer forums and related mechanisms that help identify and meet the user needs for gender data and statistics.	6,291	97,000	26,589	410,000	19,780	305,000	17,056	263,000	17,056	263,000	17,056	263,000
4-2 Adopt policies for disseminating, using, and storing microdata for compiling and analyzing gender statistics and indicators	-	-	9,800	151,116	9,800	151,116	-	-	4,900	75,558	9,800	151,116

## National Strategy for Development of Gender Statistics: 2025 - 2030 - COSTING ESTIMATES

	2025		2026		2027		2028		2029		2030	
	USD	MVR	USD	MVR	USD	MVR	USD	MVR	USD	MVR	USD	MVR
	4-3 Invest in technological infrastructure and create innovative strategies to ensure efficient capture, improved dissemination, and access to gender data and statistics	3,470	53,500	7,652	118,000	7,652	118,000	10,376	160,000	10,376	160,000	10,376
4-4 Enhance and ensure the timely and effective dissemination and use of gender data and statistics	19,358	298,500	44,668	688,779	28,599	441,000	28,599	441,000	31,049	478,779	28,599	441,000
<b>Strategic Objective 5: On Multi-stakeholder Partnerships for Gender Data and Statistics</b>	<b>12,808</b>	<b>197,500</b>	<b>23,476</b>	<b>362,000</b>	<b>35,279</b>	<b>544,000</b>	<b>33,463</b>	<b>516,000</b>	<b>33,463</b>	<b>516,000</b>	<b>33,463</b>	<b>516,000</b>
5-1 Establish a multi-stakeholder coordination group for gender data and statistics to facilitate dialogue among MGDE members on implementing the NSDGS	6,291	97,000	26,589	410,000	19,780	305,000	17,056	263,000	17,056	263,000	17,056	263,000
5-2 Engage grassroots women's rights and advocacy organizations in setting objectives, developing content, designing methods, and building consensus on solutions to issues related to improving the production and use of gender data and statistics in the Maldives	6,291	97,000	26,589	410,000	19,780	305,000	17,056	263,000	17,056	263,000	17,056	263,000

## National Strategy for Development of Gender Statistics: 2025 - 2030 - COSTING ESTIMATES

	2025		2026		2027		2028		2029		2030	
	USD	MVR	USD	MVR	USD	MVR	USD	MVR	USD	MVR	USD	MVR
	<b>Strategic Objective 6: Statistical Infrastructure and Capacity Development for Gender Data and Statistics</b>	29,799	459,500	89,054	1,373,210	84,304	1,299,965	96,528	1,488,455	96,528	1,488,455	96,528
6-1 Adopt and tailor international gender statistics infrastructure for the Maldives to facilitate data sharing, integration, and comparability.	3,016	46,500	9,922	153,000	9,922	153,000	9,922	153,000	9,922	153,000	9,922	153,000
6-2 Establish a solid and effective institutional mechanism for statistical capacity development and research to design and implement regular training and skills development programs and courses targeting the MGDE technical and professional staff and users of gender data and statistics	8,236	127,000	11,349	175,000	11,349	175,000	11,349	175,000	11,349	175,000	11,349	175,000
6-3 Establish partnerships with academic institutions, global and regional statistics training organizations, and national statistical offices in other countries to support gender data and statistics capacity development initiatives.	10,376	160,000	32,019	493,755	27,269	420,490	39,493	608,980	39,493	608,980	39,493	608,980
6-4 Enhance the statistical literacy and technical skills of stakeholder users to analyze and interpret gender data, statistics and indicators.	8,171	126,000	35,764	551,475	35,764	551,475	35,764	551,475	35,764	551,475	35,764	551,475

# Annex 7

## Initiatives-Outputs-Key Actions-Timelines Matrix of the 2025 – 2030 NSDGS

### Strategic Objective 1: On Coordination and Leadership of Gender Data and Statistics

1-1 Strengthen governance structures for Gender Statistics in the MSS		
Outputs	By when	Actions
1-1-1 NSDGS is endorsed and approved, and 5-year implementation plan is funded	Annual/ ongoing	<ul style="list-style-type: none"> <li>· MBS and MFSD, as co-leads, take necessary steps to mandate the endorsement, implementation and funding of the NSDGS aligned with the NSDS, including:               <ul style="list-style-type: none"> <li>o Engaging stakeholders in the processes</li> <li>o Undertaking Awareness Campaign for the Maldives Statistics Act, the NSDS, the NSDGS, and the Maldives Roadmap for Environmental-Economic Statistics 2025-2030.</li> </ul> </li> </ul>
	Annual/ starting in 2025 budget cycle	<ul style="list-style-type: none"> <li>· The approved NSDS SAP Action Plans of ministries support the implementation of the NSDGS and the NSDGS supports the securing of the gender statistics-related budgets</li> </ul>
1-1-2 Strengthened coordination and leadership capability of MBS through established coordination mechanisms (Policy Committee, Technical Committees (TCs), Technical Working Groups (TWGs), Inter-agency Committees (IACs)), that mainstream gender statistics in their mandates	Annual/ starting in 2025	<ul style="list-style-type: none"> <li>· To exercise its coordination function, part of which is to ensure sector-specific gender-responsive and inclusive data are produced and disseminated, MBS establishes coordination mechanisms to engage with statistical units in line ministries, agencies involved in the data collection and production process</li> <li>· MBS, with support of MSFD, ensures that the Interagency Working Group on Gender Statistics (IAWG-GS) convenes to guide the formulation of three-/five-year work programmes for the implementation of the NSDGS as part of the annual action planning for the national statistics action plan (NSDS, NSDGS, Roadmap for Environment and Economic Statistics)</li> </ul>
	Annual/ starting in 2025	<p>MBS, with support of MFSD, convenes regular meetings of the IAC-GS to review and advise on implementation activities and issues of the NSDGS</p> <p>MBS and MSFD to support the IAC-GS in convening programmed regular user-producer dialogues on gender statistics at national and local levels, with all types of stakeholders (statistical units of line ministries, government and public sector agencies, the civil society, academia, media and private sector)</p>

## 1-1 Strengthen governance structures for Gender Statistics in the MSS

Outputs	By when	Actions
1-1-3 Policies on integrating requirements for gender-disaggregated and intersectional analyses in all core statistical processing and statistical outputs in agency statistical programmes are put in place	Annual/ Ongoing, starting in 2025	<ul style="list-style-type: none"> <li>· IAC prepares policy for review and endorsement by MBS, with advice from SC and Minister responsible for statistics</li> <li>· Periodically review the status of gender data and statistics to identify issues and solutions to emerging gaps, quality and use.</li> <li>· Gender statistics budget is incorporated into the budgets for statistical programmes (starting with the NSDS action plan 2026 -2028 and submit to the Ministry of Finance and Planning in time for annual budget cycle)</li> </ul>
1-1-4 High-level recognition of identified gender statistics advocates/champions raises visibility of the need for and uses of gender statistics	By 2026	<ul style="list-style-type: none"> <li>· IAC-GS develops criteria for identifying and nominating gender statistics advocates/champions for consideration of Office of the President and submission to Ministry of Social and Family Development for possible inclusion in annual "rehendhi awards"</li> <li>· MBS and MSFD establish a roster of gender statisticians who can be tapped by the MSS in the implementation of the NSDGS</li> </ul>

## 1-2 Integrate gender as a quality dimension in formulating and implementing the MSS quality assurance framework (MQAF)

Outputs	By when	Actions
1-2-1 Approved gender responsive MSS National Quality Assurance Framework (MQAF) and availability of Guidelines for Implementation	By 2026	<ul style="list-style-type: none"> <li>· MBS to design and implement a process for developing the MQAF, tapping on multi-stakeholder coordination established mechanisms (see 1-1-2)) and lead formulation and approval the MQAF. The MQAF will be based on international recommendations (e.g., United Nations NQAF) that mainstreams gender-responsiveness as a quality dimension.</li> </ul>
1-2-2 MQAF adopted by individual member organizations of the MSS	By 2026	<ul style="list-style-type: none"> <li>· MBS to develop and deploy its Institutional Quality Assurance Framework based on the MQAF</li> <li>· Members of MSS develop, with support from MBS, and implement their respective institutional quality assurance framework based on the MQAF</li> </ul>

# Strategic Objective 2:

## *On Innovation and Modernization for Gender Data and Statistics*

2-1 Initiate gender-responsive research on new areas to strengthen the collection, compilation, analysis and dissemination of gender data and statistics in the Maldives Gender Data Ecosystem (MGDE)

Outputs	By when	Actions
<p>2-1-1 Expanded use of administrative data in the production of selected sets of official statistics in the system of designated statistics, including gender statistics</p>	<p>Annual/ Ongoing starting in 2026</p>	<ul style="list-style-type: none"> <li>· Expand the initiative of strengthening administrative data systems to focus on gender data gaps prioritized in the NSDGS (e.g., housing statistics: sex disaggregated data- asset/land ownership indicator)</li> <li>· Improving availability of gender data through administrative data sources:               <ul style="list-style-type: none"> <li>o Relevant TCs, TWGs and IACs review and update assessments of administrative data systems as sources of gender statistics and develop standards and procedures for improving data quality</li> <li>o Based on assessments based on the MQAF, responsible agencies improve the quality and accessibility of administrative data for use in the compilation of gender statistics</li> <li>o MBS coordinates mechanisms established through respective TCs, TWGs and IACs to alert policy makers, when critical administrative data systems in agencies to prioritize and resolve these issues, to ensure production of reliable data as per the advance release calendars</li> <li>o Include what needs to be done to each administrative data source identified that will generate the list of gender indicators each year from 2025 till 2023 and start making these changes, mapping the data systems using the administrative data mapping tool, assess coverage and completeness, derive indicators, compile indicator metadata and annually provide these actions and the resulting data in the NSDS action plans.</li> </ul> </li> </ul>
<p>2-1-2 Recommendations/ guidelines on use of administrative data, big data, geospatial data, citizen data and other 'alternative' data sources in the context of the Maldives are available, including for filling gaps on gender statistics and indicators</p>	<p>Annual/ starting in 2025 budget cycle</p>	<ul style="list-style-type: none"> <li>· With MBS coordinating with IACs, TCs, TWGs, the MSS to explore how new data sources, including big data, citizen data, etc., can address specific data gaps and priorities of the priority list of gender indicators:               <ul style="list-style-type: none"> <li>o MSS develops a multi-year research programme on integrating the use of 'alternative' data sources in official statistics, in collaboration with stakeholders in the wider data ecosystem</li> <li>o MSS incorporates initiatives and identified partners on strengthening priority gender data and statistics in the National Statistical Research Agenda for SDGs</li> <li>o Research is undertaken, piloted and implemented and lessons learned documented, and successful pilots are scaled up to close critical data gaps</li> <li>o MBS, with support from partners, to invest in alternative data sources, build sustainable capacity within the MSS, in collaboration with private sector, CSOs, academia to establish secure data sharing mechanisms and to collaborate in closing critical data gaps in producing data for SDGs and national priority statistics and indicators</li> <li>o Develop and modernize the data infrastructure and enhance skills of staff to assess data quality, improve coverage and apply procedures to link administrative records with statistical registers to generate more comprehensive, granular data in a timely manner</li> </ul> </li> </ul>

**2-2 Facilitate data integration and automation of data exchange across the different stages of the statistical production process to enhance the production, availability, and use of gender data and indicators.**

Outputs	By when	Actions
2-2-1 Data integration techniques are utilized to improve availability of gender statistics	Ongoing/ Starting in 2025	<ul style="list-style-type: none"> <li>Assess the current data systems that can be integrated across the MSS</li> <li>MBS to coordinate TCs, IACs, WGs to establish a multi-agency technical expert team to facilitate data integration across the MSS, including gender data</li> <li>Install required infrastructure (hardware and software) for data integration and data exchange in MSS agencies</li> <li>Build capacity to use SDMX and improve interoperability and sharing within and among MSS members</li> </ul>
2-2-2 Automated data exchange tools are in use across the MSS supporting a centralized database system for uploading inputs to MBS for compilation and publication of MSS data series (e.g., Yearbook; SDG indicators) facilitates production and dissemination of gender data and statistics	By 2026	<ul style="list-style-type: none"> <li>Install required infrastructure</li> <li>Establish microdata library that contain a wide variety of data, including a dedicated library for gender data and statistics from a wide variety of sources and types, such as survey microdata, GDP and other time series, geospatial repositories as well as associated documentation and standalone reports, built on open-source tools</li> <li>Train staff to use and manage the tools</li> </ul>
2-2-3 Production and dissemination of gender related health indicators and statistics by streamlining health care system	Ongoing/ Starting in 2025	<ul style="list-style-type: none"> <li>Data exchange and integration through digital health solutions.</li> <li>Develop data-sharing mechanism with healthcare providers within the government and non-governmental to enable easy access to their data sets</li> <li>Deploy DHIS2 modules for the production of timely data to monitor vital statistics, disease patterns, health services and coverage.</li> </ul>

**2-3 Promote the adoption of new technologies and data sources in mainstream statistical activities to enhance the efficiency of collecting gender data and the compilation, communication, and usage of gender statistics**

Outputs	By when	Actions
2-3-1 CAPI, CATI and CAWI are utilized in increasing number of census rounds and surveys	By 2026	<ul style="list-style-type: none"> <li>MBS and major data producers of survey data in the MSS strengthen capacity to use CAPI, CATI and CAWI</li> <li>Build capacity of MBS to develop applications, use Survey Solutions and other platforms for electronic data collection for national surveys and support MSS in implementing surveys to collect designated statistics</li> </ul>

**2-4 Facilitate real-time data sharing generated by MGDE members to enable the MSS to quickly address gender-responsive data needs in uncertain times when timely data is crucial**

Outputs	By when	Actions
<p>2-4-1 Timely, accurate and credible statistics are produced by the MSS in times of crisis, cognizant of gender issues including paid and unpaid work, care work, domestic work gender-based violence, gender disparities in access to services</p>	<p>Annual/ Starting in 2025</p>	<ul style="list-style-type: none"> <li>· Continue the adoption of digital technology for data collection to be able to provide timely data during crisis</li> <li>· Build capacity to track high-frequency activity indicators in real time to provide up-to-date information on the state of the economy</li> <li>· Develop a readiness strategy to ensure the production of statistics by the MSS can be maintained in the event of any disastrous situation</li> </ul>
<p>2-4-2 Administrative data and private sector data are used effectively for data integration and gender-responsive analyses of impacts of crises on mobility, employment, health, tourism and the economy, more broadly</p>	<p>Ongoing/ Starting in 2025</p>	<ul style="list-style-type: none"> <li>· Establish data-sharing agreements with administrative data providers within the government and non-governmental actors to enable easy access to their data sets</li> <li>· Integrate administrative data from the pension, health insurance, etc</li> <li>· Increase quality and use of administrative data for statistical purposes and develop technical capacity of staff</li> <li>· Establish data-sharing agreements with private sector to strengthen collaboration in the use of data such as mobile phone data to study mobility, population movement, tourism etc., during crisis</li> </ul>

# Strategic Objective 3:

## *On Core Gender Statistics and Statistical Programmes*

**3-1 Ensure that priority gender-responsive and inclusive statistics and indicators are included in the MSS system of designated statistics to ensure that no one is left behind.**

Outputs	By when	Actions
3-1-1 National and sectoral priority gender indicators list are adopted by the MSS, and priority gender indicators are incorporated in the Designated Statistics of the MSS	By 2025	<ul style="list-style-type: none"> <li>· Review the Designated Statistics with a gender lens and include core gender statistics</li> <li>· MBS to coordinate within the MSS and agree on major surveys to be conducted to fill the critical data gaps in producing the Designated Statistics, frequency, coverage and content (establish a survey cycle for MSS and include it in government budget to ensure critical surveys are prioritized and funded)</li> <li>· MBS to coordinate with relevant administrative data holders / data systems and produce data (including metadata) on the high priority list of gender indicators (Annex list with priority 1- total 40 indicators) and target to publish these data annually and latest by end of 2026</li> </ul>
	Annual	<ul style="list-style-type: none"> <li>· Financing required for producing the designated statistics is incorporated in the statistical programmes and submitted to annual government budget</li> </ul>
3-1-2 MBS to establish a proper mechanism to produce sub-national gender statistics on a regular basis	Annual	<ul style="list-style-type: none"> <li>· Include in the work program of MBS regular data collection and compilation of island level data in collaboration with councils/LGA to support the use of data required for developing and monitoring island development plans</li> <li>· Strengthen statistical capacity of councils by conducting basic statistics trainings to support the use of statistics in local planning</li> </ul>

3-1 Ensure that priority gender-responsive and inclusive statistics and indicators are included in the MSS system of designated statistics to ensure that no one is left behind.

Outputs	By when	Actions
<p>3-1-3 Priority set of gender indicators for Maldives are compiled on a regular basis</p>	<p>Start 2025</p>	<ul style="list-style-type: none"> <li>-Establish a mechanism utilizing the IAC-Gender Statistics and sectoral TWGs to provide guidelines on:               <ul style="list-style-type: none"> <li>o Improving gender-responsive data on persons with disabilities, migrants, children, elderly persons</li> <li>o Including Washington group set of questions to identify functional difficulty among the population, in the population census, HIES and key household surveys</li> <li>o Conduct focused/thematic data analysis taking into account intersectionality using available data from registers, surveys and integration of data from different sources to highlight issues</li> <li>o Implementing related recommendations from the 2021 Assessment of Gender Statistics in the Maldives</li> <li>o Implementing related recommendations from the Gender Use Study</li> <li>o By end 2026 the GEAP high priority indicators in the list of high priority indicators that are currently not available and had administrative data as source to be made available. (1. Proportion of time spent on unpaid domestic and care work, by sex, age and location; 2. (a) Proportion of total agricultural population with ownership or secure rights over agricultural land, by sex; and (b) share of women among owners or rights-bearers of agricultural land, by type of tenure 3. Percent of Maldivian Gender Equality Model (MGEM) advocates with gender mainstreaming tasks incorporated in their job descriptions (in all State Institutions) 4. Number of state institutions with established complaint mechanisms per the minimum standards under the Gender Equality Act 5. Number of private institutions/companies with established complaint mechanisms per the minimum standards under the Gender Equality Act 6. Number of institutions implementing Gender Responsive Budgeting (GRB)7. National gender specific statistics produced, by sector8. Percentage of DV/GBV cases reported that are being submitted for prosecution/prosecuted, by sex 9. Proportion of women who received legal assistance to access justice in cases of DV and GBV (from the initial reporting to any State institution) 10. Proportion of women who receive Legal Aid in serious criminal offences)</li> </ul> </li> </ul>

**3-2 Enhance basic sources of primary data for gender data and statistics (censuses and key household surveys on population, demographic and health, agriculture, labour force, income and expenditure, economic and business)**

Outputs	By when	Actions
<p>3-2-1 Gender-responsive Population and Housing Census (CPH) is conducted every 8 years using internationally recommended guidelines and modern technologies with results available with minimum time lag</p>	<p>Every 8 years starting in 2030</p>	<ul style="list-style-type: none"> <li>· Design and planning of the CPH is guided by internationally recommended guidelines, including the mainstreaming of the gender perspective in the entire process</li> <li>· Ensure the roadmap for a smooth transition towards a register-based population and housing census being developed by MBS with support from ESCAP in 2025, include the mainstreaming of the gender perspective in the entire process</li> </ul>
<p>3-2-2 Gender-responsive Economic Census including agriculture, fisheries and key industries is conducted using internationally recommended guidelines and modern technologies with results available with minimum time lag, alongside with the population census to minimize costs</p>	<p>Every 5 years starting in 2026</p>	<ul style="list-style-type: none"> <li>· Government prioritizes the conduct of the census, providing requisite resources</li> <li>· Explore increased use of administrative data for a smooth transition towards a register-based economic census by developing a roadmap, including the mainstreaming of the gender perspective in the entire process, based on the experience gained from the work on developing such roadmap for population and housing census</li> </ul>
<p>3-2-3 Innovation and modernization strategies are applied to the core censuses and household and business surveys identified as data sources for the Designated Statistics</p>	<p>Start 2025</p>	<ul style="list-style-type: none"> <li>· TCs, TWGs and IACs rationalize the censuses and household and business surveys towards an Integrated National Statistical Survey Programme that share innovation and modernization strategies and infrastructure</li> </ul>
<p>3-2-4 Surveys on household income and expenditure (HIES), DHS, labour force (LFS-new), ICT, time-use (new), migration, housing, governance, businesses including informal sector and other surveys that are the data sources for designated statistics are conducted on a regular basis using internationally recommended guidelines</p>	<p>By 2025-26</p>	<ul style="list-style-type: none"> <li>· MBS to continue conducting the already established nationwide HIES on a regular basis every 5 years (latest 2019)</li> <li>· Continue conducting the already established nationwide DHS/MICS on a regular basis every 5 years (latest 2019)</li> <li>· Start conducting regular LFS monthly starting 2023</li> <li>· Core surveys for designated statistics are in the annual statistical programmes of the MSS, survey cycle for the MSS is agreed upon and established and put forth for funding from the budget and partners</li> <li>· Identify which of the data collected in these surveys can be produced using administrative data systems and make an action plan to improve them, in light of the difficulties being faced by MBS/MSS in getting funding to conduct surveys. Include in the action plan how surveys for which funding becomes available can be modularized to include topics for which data cannot be collected elsewhere.</li> </ul>

**3-3 Expand and enhance the use of administrative data, big data and geospatial data for compiling integrated and gender-responsive population, social, economic and environmental statistics.**

Outputs	By when	Actions
3-3-1 Statistical population registers provide quality gender-responsive and inclusive demographic data	By 2030	<ul style="list-style-type: none"> <li>· Improvement of and linking of national registration systems, CRVS, EMIS and other population-based data systems as sources of gender data and statistics is undertaken by relevant agencies</li> </ul>
3-3-2 Data from administrative records are systematically made available in formats suitable for the purposes of producing gender responsive and inclusive official statistics	By 2030	<ul style="list-style-type: none"> <li>· “Owners” of administrative data from health systems, education, fisheries, agriculture, transport, social protection, pension, child protection, crimes, immigration systems, customs, local councils, LGA take steps to assure high quality, use standard statistical classifications, and have defined protocols for data sharing and data exchange with support from MBS and the relevant TCs, TWGs and IACs</li> <li>· Establish modern data collection systems for administrative data in accordance with the NSDS SAP Action Plans</li> <li>· MBS to provide technical support in coordination with MSFD and administrative data holders to ensure timely reliable production and availability of gender data, statistics and indicators from their administrative data systems for producing designated statistics, s to close data gaps, improve timeliness and granularity</li> </ul>
3-3-3 Expanded use of big data in the production of selected sets of official statistics	Annual/ Starting 2025	<ul style="list-style-type: none"> <li>· Explore use of big data, to improve the availability of high priority Gender indicators</li> <li>· Explore the use big data, rapid assessments and existing studies to improve the data availability and fill identified gender data gaps</li> <li>· Develop and modernize the data infrastructure and enhance skills of staff to assess data quality, improve coverage and apply procedures to link big data with statistics to generate more comprehensive, granular gender data in a timely manner</li> </ul>
3-3-4 Geospatial data are integrated in the presentation of gender statistics (e.g., maps, statistics for island)	By 2025-26	<ul style="list-style-type: none"> <li>· Improve the availability of geospatial data, to improve the availability of high priority gender indicators</li> <li>· Recommendations/guidelines on integrating use of geospatial data sources are available to present more comprehensive gender data in a timely manner</li> <li>· Formulate a roadmap for implementing GSGF framework that integrated recommendations and guidelines for integrating data needed for NSDGS</li> <li>· Establish microdata library that contain a wide variety of data from a wide variety of sources, such as geospatial repositories, built on open-source tools, and train staff to upgrade and manage</li> </ul>

**3-4 Apply the Copenhagen Framework on Citizen Data to the context of the Maldives to expand and enhance the use of citizen data for producing SDG indicators and priority gender indicators, including those on vulnerable populations and gender equality.**

Outputs	By when	Actions
3-4-1 Relevant stakeholders from private sector and civil society organizations who are stakeholders for purposes of producing gender statistics from citizen data are identified	By 2026	<ul style="list-style-type: none"> <li>· Guided by the Copenhagen Framework on Citizen Data, the governance structures for gender statistics set out a process for identifying and engaging relevant stakeholders.</li> <li>· Workshops and dialogues on the Copenhagen Framework are conducted by MBS</li> </ul>
3-4-2 Institutional arrangements needed for using citizen data from the private sector and civil society organizations for purposes of producing gender statistics are in place	By 2026	<ul style="list-style-type: none"> <li>· MBS leads the preparation of an implementation roadmap</li> <li>· Relevant TCs and TWGs develop guidelines on the content and modalities of the arrangements with private sector and civil society</li> </ul>
3-4-3 Citizen data is used to supplement, improve or fill in gaps in the compilation of the core gender statistics and indicators	By 2026	<ul style="list-style-type: none"> <li>· Methodologies for using citizen data in compiling core gender statistics and indicators</li> </ul>

**3-5 Strengthen SNA, household production accounts, and other extended accounts to improve the measurement of unpaid work, women's contribution to the economy, gender disparities in various areas**

Outputs	By when	Actions
3-5-1 Household Production Accounts are compiled on a periodic basis by MBS	Every 3 years starting in 2026	<ul style="list-style-type: none"> <li>· Relevant TC, TWG, IAC to review methodology of household production accounts and determine periodicity of compilation</li> <li>· Collect data on time use: pilot OPS light diary with LFS in Male; integrate into HIES 2025-2026 for first nationally representative data</li> </ul>
3-5-2 Tourism Satellite Accounts (TSA) are compiled on a periodic basis by MBS and the Ministry of Tourism	Every 2 years starting in 2025	<ul style="list-style-type: none"> <li>· Relevant TC, TWG, IAC to review methodology of TSA and determine periodicity of compilation</li> <li>· Publish TSA every 2 years or annually, as data availability is increased</li> </ul>
3-5-3 National Transfer Accounts (NTA) are compiled on a periodic basis by MBS	Every 5 years starting in 2026	<ul style="list-style-type: none"> <li>· Relevant TC, TWG, IAC to review methodology of NTA and determine periodicity of compilation</li> <li>· Arrangements to be made by MBS so that source data for compiling NTA are made accessible for compilers</li> <li>· NTA published every 5 years (census and HIES years)</li> </ul>
3-5-4 National Health Accounts (NHA) are compiled on a periodic basis by MBS and the Ministry of Health	Every 3 years starting in 2026	<ul style="list-style-type: none"> <li>· Relevant TC, TWG, IAC to review methodology of NHA and determine periodicity of compilation</li> <li>· Where needed, arrangements to be made so that source data for compiling NHA are made accessible to compilers</li> </ul>

### 3-6 Strengthen core areas of gender statistics provided by Other Producers of Official Statistics

Outputs	By when	Actions
3-6-1 Costed sectoral NSDS action plans supporting the NSDGS	Annual	<ul style="list-style-type: none"> <li>· Statistical Activities included in the sectoral NSDS action plans be proposed to the annual budget process</li> <li>· Appropriate finance allocated for the key statistical actions of all sectoral agencies</li> </ul>
3-6-2 Gender-responsive Tourism Statistics are produced by Ministry of Tourism from data sources with improved quality according to International Recommendations for Tourism Statistics (IRTS)	Annual	<ul style="list-style-type: none"> <li>· Data from administrative records are systematically made available in formats suitable for this purpose</li> <li>· Improvement of quality and availability of data on tourism from administrative data systems. Including:               <ul style="list-style-type: none"> <li>o what needs to be done to each administrative data source identified that will generate the list of gender indicators each year from 2025 till 2030 and start making these changes,</li> <li>o mapping the data systems using the administrative data mapping tool,</li> <li>o assess coverage and completeness,</li> <li>o derive indicators,</li> <li>o compile indicator metadata and</li> <li>o annually provide these actions and the resulting data in the NSDS action plans.</li> </ul> </li> </ul>
3-6-3 Gender-responsive Labor and Employment Statistics are produced by Maldives Immigration, Ministry of Economic Development, Civil Services Commission from data sources with improved quality	Annual	<ul style="list-style-type: none"> <li>· Data from administrative records are systematically made available in formats suitable for this purpose</li> <li>· Improvement of quality and availability of data on labor and employment from administrative data systems. Including:               <ul style="list-style-type: none"> <li>o what needs to be done to each administrative data source identified that will generate the list of gender indicators each year from 2025 till 2030 and start making these changes,</li> <li>o mapping the data systems using the administrative data mapping tool,</li> <li>o assess coverage and completeness,</li> <li>o derive indicators,</li> <li>o compile indicator metadata and</li> <li>o annually provide these actions and the resulting data in the NSDS action plans.</li> </ul> </li> </ul>
3-6-4 Gender-responsive Environment, Climate and climate change-related, Energy, Waste and Water Resources Statistics are produced by Ministry of Environment, Climate Change and Technology from data sources with improved quality	Annual	<ul style="list-style-type: none"> <li>· Data from administrative records are systematically made available in formats suitable for these purposes</li> <li>· Improvement of quality and availability of Environment, Climate, Energy, Waste and Water Resources Statistics from administrative data systems. Including:               <ul style="list-style-type: none"> <li>o what needs to be done to each administrative data source identified that will generate the list of gender indicators each year from 2025 till 2023 and start making these changes,</li> <li>o mapping the data systems using the administrative data mapping tool,</li> <li>o assess coverage and completeness,</li> <li>o derive indicators,</li> <li>o compile indicator metadata and</li> <li>o annually provide these actions and the resulting data in the NSDS action plans.</li> </ul> </li> </ul>

### 3-6 Strengthen core areas of gender statistics provided by Other Producers of Official Statistics

Outputs	By when	Actions
<p>3-6-5 Gender-responsive Justice and Crime Statistics are produced by Maldives Police Services and the Department of Judicial Administration from data sources with improved quality</p>	<p>Annual</p>	<ul style="list-style-type: none"> <li>· Data from administrative records are systematically made available in formats suitable for these purposes</li> <li>· Improvement of quality and availability of Justice and Crime Statistics from administrative data systems. Including:               <ul style="list-style-type: none"> <li>o what needs to be done to each administrative data source identified that will generate the list of gender indicators each year from 2025 till 2023 and start making these changes,</li> <li>o mapping the data systems using the administrative data mapping tool,</li> <li>o assess coverage and completeness,</li> <li>o derive indicators,</li> <li>o compile indicator metadata and</li> <li>o annually provide these actions and the resulting data in the NSDS action plans.</li> </ul> </li> </ul>
<p>3-6-6 Statistics on women's participation on public life (political appointees, SOE board directors, judges/magistrates, election candidates) are produced by President's Office, Privatization and Corporatization Board, JSC/DJA, Elections Commissions with improved quality and availability</p>	<p>Annual</p>	<ul style="list-style-type: none"> <li>· Data from administrative records are systematically made available in formats suitable for this purpose</li> <li>· Improvement of quality and availability of data on tourism from administrative data systems. Including:               <ul style="list-style-type: none"> <li>o what needs to be done to each administrative data source identified that will generate the list of gender indicators each year from 2025 till 2030 and start making these changes,</li> <li>o mapping the data systems using the administrative data mapping tool,</li> <li>o assess coverage and completeness,</li> <li>o derive indicators,</li> <li>o compile indicator metadata and</li> <li>o annually provide these actions and the resulting data in the NSDS action plans.</li> </ul> </li> </ul>

# Strategic Objective 4:

## *On Dissemination and Use of Gender Data and Statistics*

### 4-1 Establish user-producer forums and related mechanisms that help identify and meet the user needs for gender data and statistics.

Outputs	By when	Actions
4-1-1 User needs are well-articulated and integrated in data collection and compilation of gender-responsive statistics	Ongoing/ start 2026	<ul style="list-style-type: none"> <li>· User-producer forums are organized by TCs, TWGs, MBS as part of the "Specify Needs" phase of the statistical business processes</li> <li>· NSCC and Statistical Council (SC) agrees on guidelines for a common instrument and feedback mechanism for measuring user satisfaction across the MSS, as recommended by the IAC-GS</li> <li>· Results of user satisfaction measurements are disseminated by the MBS</li> </ul>
4-1-2 MSS Advance Release Calendar is available and communicated to users and statistical products are disseminated in suitable formats to the general public according to the calendar	Annual	<ul style="list-style-type: none"> <li>· NSCC and Statistical Council (SC) agree on an annual Advance Release Calendar for statistical products, including gender statistics, with recommendations from the IAC-GS</li> </ul>

### 4-2 Adopt policies for disseminating, using, and storing microdata for compiling and analyzing gender statistics and indicators

Outputs	By when	Actions
4-2-1 MSS members have clear procedures for access and use of microdata on gender statistics	Ongoing	<ul style="list-style-type: none"> <li>· Procedures for access and use are formulated and reviewed by the IAC-GS and applied consistently</li> <li>· IAC-GS formulates guidelines to address issues on: conflict between confidentiality and data sharing aspect (micro level) for granular, individual data</li> </ul>
4-2-2 Policies for storage of microdata on gender statistics are in place in all MSS agencies that produce data	By 2026	<ul style="list-style-type: none"> <li>· MBS and MSFD, guided by the IAC-GS, to establish and implement a procedure and mechanisms to ensure that microdata and metadata can be archived and managed properly</li> <li>· Establish standard metadata templates that accompany each release of statistics</li> <li>· Establish mechanisms for regular back-up and data security protocols and access levels to ensure data confidentiality</li> </ul>

### 4-3 Invest in technological infrastructure and create innovative strategies to ensure efficient capture, improved dissemination, and access to gender data and statistics

Outputs	By when	Actions
4-3-1 SDG data portal and dashboard is available for reporting on SDG and related development indicators	By 2026	<ul style="list-style-type: none"> <li>· Create and maintain SDG data portal</li> <li>· Modernize and improve MSFD website to serve as a one stop platform/portal for gender data users, with links to other producers of official statistics of MSS</li> </ul>
4-3-2 e-Platforms using latest technology for data dissemination of gender statistics are available with content that effectively communicate statistics, facilitate access to statistical products and support data analysis and user-generated outputs	By 2026	<ul style="list-style-type: none"> <li>· MBS and MSFD, guided by the IAC-GS, to establish and implement a procedure and mechanisms to ensure that microdata and metadata can be archived and managed properly</li> <li>· Establish standard metadata templates that accompany each release of statistics</li> <li>· Establish mechanisms for regular back-up and data security protocols and access levels to ensure data confidentiality</li> </ul>
4-3-3 Geospatial data are integrated in the presentation of gender statistics (e.g., maps, statistics for island)	Ongoing to 2030	<ul style="list-style-type: none"> <li>· Use GIS to present census data in easy to visualize forms and work with data users to increase uptake and use of data at lower geographic levels for understanding the inequalities and better understand local issues, including gender issues</li> </ul>

### 4-4 Enhance and ensure the timely and effective dissemination and use of gender data and statistics

Outputs	By when	Actions
4-4-1 User-friendly formats are used for disseminating gender data and statistics to the public, non-technical users	Annual starting in 2025	<ul style="list-style-type: none"> <li>· Gender data producers should use user-friendly formats, such as infographics and videos, to reach the public and non-technical users</li> <li>· Particular efforts should be made to ensure that gender data is being disseminated at local level, including through Local Government Authorities and local councils.</li> </ul>
4-4-2 Program of systematic engagement of gender data producers and policymakers as a means to disseminate relevant data is in place	By 2025	<ul style="list-style-type: none"> <li>· Time data dissemination and re-dissemination according to when policymakers would be most receptive to certain gender data and when the data is most relevant to their work. For example, when government manifestos are being drafted, when policy is being developed, and during budget preparation.</li> <li>· Implement dissemination activities, such as user workshops, in the lead up to, or during, busy policy-making periods. This should make data access easy and reduce the time burden of searching for evidence</li> </ul>
4-4-3 Thematic reports featuring analyses of gender data are systematically produced from new data collections	Ongoing, starting in 2025	<ul style="list-style-type: none"> <li>· Produce reports that focus on gender in relation to different sectors or topics (such as gender and employment, gender and health etc.). Producers of these reports include universities, civil society organisations, MBS, agencies producing the data and MSFD</li> </ul>
4-4-4 Time-use data are leveraged for effective policy making, through analysis, dissemination, communication and stakeholder engagement initiatives	Ongoing, starting in 2025	<ul style="list-style-type: none"> <li>· Population policy of Maldives</li> <li>· Women and Men in Maldives, annual publication starting 2025</li> <li>· Disseminated through MBS website, social media platforms and targeted dissemination sessions with selected stakeholders</li> </ul>

# Strategic Objective 5:

## *On Multi-stakeholder Partnerships for Gender Data and Statistics*

### 5-1 Establish a multi-stakeholder coordination group for gender data and statistics to facilitate dialogue among MGDE members on implementing the NSDGS

Outputs	By when	Actions
5-1-1 A multi-stakeholder coordination group (CG) for gender data is established and operational under the IAC-GS	2025	<ul style="list-style-type: none"> <li>· IAC-GS to facilitate establishment of the CG with programme of work organized to strengthen user engagement and coordination</li> </ul>
5-1-2 Priorities of gender data financing by partners are guided by the NSDGS	Ongoing, starting in 2025	<ul style="list-style-type: none"> <li>· Promote the NSDGS as a tool for creating, expanding and coordinating partnership initiatives that support priorities of the Strategy</li> </ul>
5-1-3 A medium-term investment plan for the priority initiatives outlined in the Maldives NSDGS is developed and endorsed by the members of the gender data ecosystem	2026	<ul style="list-style-type: none"> <li>· MBS and MSFD coordinates the development of a medium-term investment program based on the outputs outlined in the NSDS</li> </ul>
5-1-4 Resource support from government and other domestic sources and external donors is mobilized to meet the requirements of the medium-term investment plan	Annual	<ul style="list-style-type: none"> <li>· Multi-stakeholder dialogues and consultations for resource mobilization are organized by MBS and MSFD on a periodic basis</li> </ul>
5-1-5 Institutional arrangements needed for using data from the private sector and civil society organizations for purposes of producing gender statistics are in place (e.g., scanner data; mobile phone data; social media; citizen data)	Ongoing, starting in 2026	<ul style="list-style-type: none"> <li>· Relevant TCs and TWGs develop guidelines on the content and modalities of the arrangements with private sector and civil society</li> </ul>

### 5-2 Engage grassroots women's rights and advocacy organizations in setting objectives, developing content, designing methods, and building consensus on solutions to issues related to improving the production and use of gender data and statistics in the Maldives

Outputs	By when	Actions
5-2-1 Mechanisms for engaging grassroots women's rights and advocacy organizations are in place	By 2026	<ul style="list-style-type: none"> <li>· MBS and MSFD establish mechanisms</li> </ul>
5-2-2 Maldives CSOs are actively engaged in the implementation of the Copenhagen Framework for Citizen Data	By 2026	<ul style="list-style-type: none"> <li>· Forums for discussion and dialogue are promoted as part of the statistical activities of the MSS</li> </ul>

# Strategic Objective 6:

## *Statistical Infrastructure and Capacity Development for Gender Data and Statistics*

### 6-1 Adopt and tailor international gender statistics infrastructure for the Maldives to facilitate data sharing, integration, and comparability

Outputs	By when	Actions
6-1-1 Maldives statistical classifications are adapted from international classifications and are used across the MSS	By 2030	<ul style="list-style-type: none"> <li>· Relevant TCs, TWGs and IACs adapt to the Maldives context international statistical classifications (ISIC, ISCO, ISCED)</li> <li>· Agree on a national coding system for Atoll and island codes for use in census, surveys and administrative data systems and implement it within MSS</li> <li>· MBS to provide relevant guidance and trainings to all agencies on coding administrative data.</li> </ul>
6-1.2 Automated data exchange tools are in use across the MSS	By 2026	<ul style="list-style-type: none"> <li>· Assess the current data systems related to gender statistics that can be integrated across the MSS</li> <li>· Install required infrastructure (hardware and software) for data integration and data exchange within the related data systems in MSS agencies</li> <li>· Build capacity to use SDMX and improve interoperability and sharing within and among MSS members</li> </ul>

### 6-2 Establish a solid and effective institutional mechanism for statistical capacity development and research to design and implement regular training and skills development programs and courses targeting the MGDE technical and professional staff and users of gender data and statistics

Outputs	By when	Actions
6-2-1 A core skills framework for official statisticians responsible for gender statistics is used as the basis for designing and prioritizing the conduct of regular capacity development programs for the MGDE	2025	<ul style="list-style-type: none"> <li>· MBS leads the development of a core skills framework for official statisticians</li> </ul>
6-2-2 Formal education and training institutions provide training and education on gender and gender statistics	Ongoing, starting in 2025	<ul style="list-style-type: none"> <li>· Education and training courses for specific groups of users (government, parliament, media, civil society) are designed and delivered on a regular basis</li> </ul>
6-2-3 Regular short courses on core skills of official statisticians are offered	Ongoing, starting in 2025	<ul style="list-style-type: none"> <li>· National Statistical Development and Research Centre (NSDRC) as a Registered Training Organisation (RTO) at Maldives National Skills Development Authority (MNSDA) to develop national competency standards based and a core skills framework of official statistics including those focused on gender statistics</li> <li>· NSDRC to conduct certified Institutional-Based Training (IBT) and National Apprenticeship Programme (NAP) and implement regular courses based on the core skills framework</li> </ul>

**6-3 Establish partnerships with academic institutions, global and regional statistics training organizations, and national statistical offices in other countries to support gender data and statistics capacity development initiatives.**

Outputs	By when	Actions
6-3-1 Formal (MOUs, LOAs) and informal arrangements that provide support to capacity development initiatives on gender statistics are in place	Ongoing, start in 2025	<ul style="list-style-type: none"> <li>· With partner organizations, MBS and MSFD identify effective capacity development modalities (e.g., staff exchange, virtual collaboration, study visits)</li> </ul>
6-3-2 Initiatives for closing gender data skills gaps in the workforce systematically are in place	Ongoing, start in 2025	<ul style="list-style-type: none"> <li>· MBS and national education and training institutes should invest in closing gender data skills gaps in the workforce. This includes through the implementation and monitoring of the university course on statistics, as well as awareness raising activities to increase sustained interest in these courses.</li> </ul>

**6-4 Enhance the statistical literacy and technical skills of stakeholder users to analyze and interpret gender data, statistics and indicators.**

Outputs	By when	Actions
6-4-1 Statistical literacy programs established to cater to the users' statistical training needs	Ongoing, starting in 2025	<ul style="list-style-type: none"> <li>· MBS and NSFD in collaboration with partners design/adapt statistical literacy programs for gender statistics users</li> </ul>
6-4-2 Strengthened media engagement: Media reporting is more gender-sensitive and gender informed	Ongoing	<ul style="list-style-type: none"> <li>· MSFD and MBS facilitates media attendance at their launch and dissemination events, as well as high level workshops and briefings</li> <li>· Ensure media attendance serves to sensitise them to key gender issues and provides network opportunities between data producers, gender machinery, and the media</li> <li>· Implement training for the media on gender-sensitive and gender-informed reporting. Such training should target online, print, radio, and television media. In the future,</li> </ul>
6-4-3 Upscaled comprehensive gender data training for government actors	Annual	<ul style="list-style-type: none"> <li>· Implement comprehensive gender data training for government actors, including general awareness raising on gender inequalities and gender relations in the local context the value of evidence-informed policy making, analysis of quantitative and qualitative data. Such training could be implemented by MBS and/or MSFD in coordination with civil society organisations and development partners.</li> </ul>
6-4-4 Members of the gender data ecosystem participate in global and regional forums on gender statistical development	Ongoing	<ul style="list-style-type: none"> <li>· MBS and MSFD coordinate the participation of members of the gender data ecosystem in global and regional statistical forums (including: Review of BPFA; CEDAW-related; HLPF; Global Forum on Gender Statistics; Collaborative on Citizen Data)</li> </ul>





**MALDIVES BUREAU OF STATISTICS**

Ministry of Housing, Land & Urban Development  
Dharul Eman Building (7, 8, 9th Floor),  
Majeedhee Magu,  
Male 20345,  
Republic of Maldives

[info@stats.gov.mv](mailto:info@stats.gov.mv)

<http://statisticsmaldives.gov.mv>