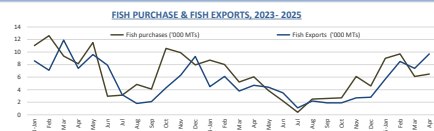
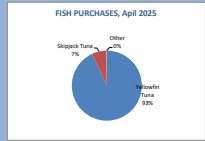




5. FISHERIES

	Jan	Feb	Mar	Apr	May	Jun	Jul	Aug	Sep	Oct	Nov	Dec	Jan	Feb	Mar	Apr	May	Jun	Jul	Aug	Sep	Oct	Nov	Dec	Jan	Feb	Mar	Apr	May
5.1 Fish purchases (1000 MT)	11.0	12.0	14.4	8.1	11.5	7.0	1.1	4.8	4.1	10.0	9.5	8.0	8.7	8.0	5.2	6.1	3.0	2.2	0.4	0.5	2.6	2.2	4.1	4.6	9.0	9.7	6.1	6.5	8.4
5.1.1 change fish purchase	15.2	14.2	28.8	-12.1	41.7	-74.1	1.8	14.1	-11.5	7.1	6.5	-19.1	1.6	8.1	24.1	28.1	28.1	42.1	42.1	42.1	1.1	11.1	11.1	24.1	24.1	19.1	1.1	17.1	11.1
5.2 Fish exports (1000 MT)	8.6	7.1	11.0	7.4	11.6	7.3	1.3	1.1	3.1	4.1	6.1	4.1	6.1	4.1	3.1	4.1	4.4	1.1	1.1	1.1	2.1	1.1	3.1	3.1	3.1	5.1	1.1	7.1	7.1
5.2.1 % change in quantity of fish exports	-16.1	-17.1	67.1	-37.1	-29.1	-17.1	-59.1	-11.1	-16.1	-1.1	46.1	47.1	-11.1	-11.1	-21.1	-4.1	-20.1	-88.1	100.0	-11.0	0.0	88.1	-12.1	103.1	40.1	-12.1	12.1	11.1	



Fish Purchases: The quantity of fish purchases in April 2025 shows an increase when compared to March 2025, where the quantity of fish purchases in April 2025 is 6.5 (1000 MT).

Fish Exports: The total quantity of fish exports in April 2025 is 9.7 (1000 MT) showing an increase of 31 percent when compared to March 2025.

6. MONEY AND BANKING (In Million MVR)

	Jan-23	Feb	Mar	Apr	May	Jun	Jul	Aug	Sep	Oct	Nov	Dec	Jan	Feb	Mar	Apr	May	Jun	Jul	Aug	Sep	Oct	Nov	Dec	Jan	Feb	Mar	Apr	May																																																																																																																																																																																																																																																																																																																																																																																																																																																		
6.1 Total liquidity (MVR)	56,284.4	57,454.8	58,625.2	59,795.6	60,966.0	62,136.4	63,306.8	64,477.2	65,647.6	66,818.0	67,988.4	69,158.8	70,329.2	71,499.6	72,670.0	73,840.4	75,010.8	76,181.2	77,351.6	78,522.0	79,692.4	80,862.8	82,033.2	83,203.6	84,374.0	85,544.4	86,714.8	87,885.2	89,055.6	90,226.0	91,396.4	92,566.8	93,737.2	94,907.6	96,078.0	97,248.4	98,418.8	99,589.2	100,759.6	101,930.0	103,100.4	104,270.8	105,441.2	106,611.6	107,782.0	108,952.4	110,122.8	111,293.2	112,463.6	113,634.0	114,804.4	115,974.8	117,145.2	118,315.6	119,486.0	120,656.4	121,826.8	122,997.2	124,167.6	125,338.0	126,508.4	127,678.8	128,849.2	130,019.6	131,190.0	132,360.4	133,530.8	134,701.2	135,871.6	137,042.0	138,212.4	139,382.8	140,553.2	141,723.6	142,894.0	144,064.4	145,234.8	146,405.2	147,575.6	148,746.0	149,916.4	151,086.8	152,257.2	153,427.6	154,598.0	155,768.4	156,938.8	158,109.2	159,279.6	160,450.0	161,620.4	162,790.8	163,961.2	165,131.6	166,302.0	167,472.4	168,642.8	169,813.2	170,983.6	172,154.0	173,324.4	174,494.8	175,665.2	176,835.6	178,006.0	179,176.4	180,346.8	181,517.2	182,687.6	183,858.0	185,028.4	186,198.8	187,369.2	188,539.6	189,710.0	190,880.4	192,050.8	193,221.2	194,391.6	195,562.0	196,732.4	197,902.8	199,073.2	200,243.6	201,414.0	202,584.4	203,754.8	204,925.2	206,095.6	207,266.0	208,436.4	209,606.8	210,777.2	211,947.6	213,118.0	214,288.4	215,458.8	216,629.2	217,799.6	218,970.0	220,140.4	221,310.8	222,481.2	223,651.6	224,822.0	225,992.4	227,162.8	228,333.2	229,503.6	230,674.0	231,844.4	233,014.8	234,185.2	235,355.6	236,526.0	237,696.4	238,866.8	240,037.2	241,207.6	242,378.0	243,548.4	244,718.8	245,889.2	247,059.6	248,230.0	249,400.4	250,570.8	251,741.2	252,911.6	254,082.0	255,252.4	256,422.8	257,593.2	258,763.6	259,934.0	261,104.4	262,274.8	263,445.2	264,615.6	265,786.0	266,956.4	268,126.8	269,297.2	270,467.6	271,638.0	272,808.4	273,978.8	275,149.2	276,319.6	277,490.0	278,660.4	279,830.8	281,001.2	282,171.6	283,342.0	284,512.4	285,682.8	286,853.2	288,023.6	289,194.0	290,364.4	291,534.8	292,705.2	293,875.6	295,046.0	296,216.4	297,386.8	298,557.2	299,727.6	300,898.0	302,068.4	303,238.8	304,409.2	305,579.6	306,750.0	307,920.4	309,090.8	310,261.2	311,431.6	312,602.0	313,772.4	314,942.8	316,113.2	317,283.6	318,454.0	319,624.4	320,794.8	321,965.2	323,135.6	324,306.0	325,476.4	326,646.8	327,817.2	328,987.6	330,158.0	331,328.4	332,498.8	333,669.2	334,839.6	336,010.0	337,180.4	338,350.8	339,521.2	340,691.6	341,862.0	343,032.4	344,202.8	345,373.2	346,543.6	347,714.0	348,884.4	350,054.8	351,225.2	352,395.6	353,566.0	354,736.4	355,906.8	357,077.2	358,247.6	359,418.0	360,588.4	361,758.8	362,929.2	364,099.6	365,270.0	366,440.4	367,610.8	368,781.2	369,951.6	371,122.0	372,292.4	373,462.8	374,633.2	375,803.6	376,974.0	378,144.4	379,314.8	380,485.2	381,655.6	382,826.0	383,996.4	385,166.8	386,337.2	387,507.6	388,678.0	389,848.4	391,018.8	392,189.2	393,359.6	394,530.0	395,700.4	396,870.8	398,041.2	399,211.6	400,382.0	401,552.4	402,722.8	403,893.2	405,063.6	406,234.0	407,404.4	408,574.8	409,745.2	410,915.6	412,086.0	413,256.4	414,426.8	415,597.2	416,767.6	417,938.0	419,108.4	420,278.8	421,449.2	422,619.6	423,790.0	424,960.4	426,130.8	427,301.2	428,471.6	429,642.0	430,812.4	431,982.8	433,153.2	434,323.6	435,494.0	436,664.4	437,834.8	439,005.2	440,175.6	441,346.0	442,516.4	443,686.8	444,857.2	446,027.6	447,198.0	448,368.4	449,538.8	450,709.2	451,879.6	453,050.0	454,220.4	455,390.8	456,561.2	457,731.6	458,902.0	460,072.4	461,242.8	462,413.2	463,583.6	464,754.0	465,924.4	467,094.8	468,265.2	469,435.6	470,606.0	471,776.4	472,946.8	474,117.2	475,287.6	476,458.0	477,628.4	478,798.8	480,000.0	481,200.0	482,400.0	483,600.0	484,800.0	486,000.0	487,200.0	488,400.0	489,600.0	490,800.0	492,000.0	493,200.0	494,400.0	495,600.0	496,800.0	498,000.0	499,200.0	500,400.0	501,600.0	502,800.0	504,000.0	505,200.0	506,400.0	507,600.0	508,800.0	510,000.0	511,200.0	512,400.0	513,600.0	514,800.0	516,000.0	517,200.0	518,400.0	519,600.0	520,800.0	522,000.0	523,200.0	524,400.0	525,600.0	526,800.0	528,000.0	529,200.0	530,400.0	531,600.0	532,800.0	534,000.0	535,200.0	536,400.0	537,600.0	538,800.0	540,000.0	541,200.0	542,400.0	543,600.0	544,800.0	546,000.0	547,200.0	548,400.0	549,600.0	550,800.0	552,000.0	553,200.0	554,400.0	555,600.0	556,800.0	558,000.0	559,200.0	560,400.0	561,600.0	562,800.0	564,000.0	565,200.0	566,400.0	567,600.0	568,800.0	570,000.0	571,200.0	572,400.0	573,600.0	574,800.0	576,000.0	577,200.0	578,400.0	579,600.0	580,800.0	582,000.0	583,200.0	584,400.0	585,600.0	586,800.0	588,000.0	589,200.0	590,400.0	591,600.0	592,800.0	594,000.0	595,200.0	596,400.0	597,600.0	598,800.0	600,000.0

EXTERNAL RESERVES

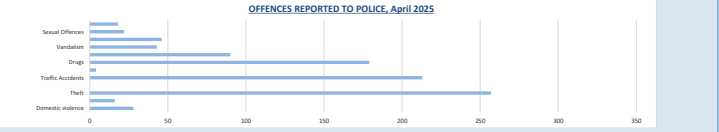
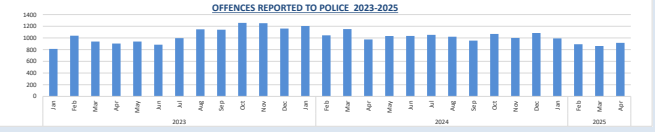
External reserves decreased to 856.3 million US\$ in April 2025 from 791 million US\$ at the end of March 2025.

8. EXCHANGE RATE: MVR per USD - end of period mid rate

	Jan-23	Feb	Mar	Apr	May	Jun	Jul	Aug	Sep	Oct	Nov	Dec	Jan	Feb	Mar	Apr	May	Jun	Jul	Aug	Sep	Oct	Nov	Dec	Jan	Feb	Mar	Apr	May																																																																																																																																																																																																																																			
8.1 Exchange Rate - MVR per USD - end of period mid rate	15.40	15.40	15.39	15.37	15.36	15.35	15.34	15.33	15.32	15.31	15.30	15.29	15.28	15.27	15.26	15.25	15.24	15.23	15.22	15.21	15.20	15.19	15.18	15.17	15.16	15.15	15.14	15.13	15.12	15.11	15.10	15.09	15.08	15.07	15.06	15.05	15.04	15.03	15.02	15.01	15.00	14.99	14.98	14.97	14.96	14.95	14.94	14.93	14.92	14.91	14.90	14.89	14.88	14.87	14.86	14.85	14.84	14.83	14.82	14.81	14.80	14.79	14.78	14.77	14.76	14.75	14.74	14.73	14.72	14.71	14.70	14.69	14.68	14.67	14.66	14.65	14.64	14.63	14.62	14.61	14.60	14.59	14.58	14.57	14.56	14.55	14.54	14.53	14.52	14.51	14.50	14.49	14.48	14.47	14.46	14.45	14.44	14.43	14.42	14.41	14.40	14.39	14.38	14.37	14.36	14.35	14.34	14.33	14.32	14.31	14.30	14.29	14.28	14.27	14.26	14.25	14.24	14.23	14.22	14.21	14.20	14.19	14.18	14.17	14.16	14.15	14.14	14.13	14.12	14.11	14.10	14.09	14.08	14.07	14.06	14.05	14.04	14.03	14.02	14.01	14.00	13.99	13.98	13.97	13.96	13.95	13.94	13.93	13.92	13.91	13.90	13.89	13.88	13.87	13.86	13.85	13.84	13.83	13.82	13.81	13.80	13.79	13.78	13.77	13.76	13.75	13.74	13.73	13.72	13.71	13.70	13.69	13.68	13.67	13.66	13.65	13.64	13.63	13.62	13.61	13.60	13.59	13.58	13.57	13.56	13.55	13.54	13.53	13.52	13.51	13.50	13.49	13.48	13.47	13.46	13.45	13.44	13.43	13.42	13.41	13.40	13.39	13.38	13.37	13.36	13.35	13.34	13.33	13.32	13.31	13.30	13.29	13.28	13.27	13.26	13.25	13.24	13.23	13.22	13.21	13.20	13.19	13.18	13.17	13.16	13.15	13.14	13.13	13.12	13.11	13.10	13.09	13.08	13.07	13.06	13.05	13.04	13.03	13.02	13.01	13.00	12.99	12.98	12.97	12.96	12.95	12.94	12.93	12.92	12.91	12.90	12.89	12.88	12.87	12.86	12.85

14. OFFENCES REPORTED TO POLICE

	Jan	Feb	Mar	Apr	May	Jun	Jul	Aug	Sep	Oct	Nov	Dec	Jan	Feb	Mar	Apr	May	Jun	Jul	Aug	Sep	Oct	Nov	Dec	Jan	Feb	Mar	Apr	May			
<b>Total Offences Reported to Police</b>	2623	2598	2681	2601	2681	2681	2681	2681	2681	2681	2681	2681	2681	2681	2681	2681	2681	2681	2681	2681	2681	2681	2681	2681	2681	2681	2681	2681	2681	2681		
Domestic violence	15	20	18	26	18	15	17	11	16	22	19	21	25	19	21	21	21	25	19	14	14	14	14	14	14	14	14	14	14	14	14	
Embezzlement	59	57	43	55	54	57	52	86	109	111	117	85	129	72	47	47	56	34	51	58	38	54	45	51	44	47	47	22	16	20		
Health	266	274	275	243	262	241	269	266	264	264	264	264	264	264	264	264	264	264	264	264	264	264	264	264	264	264	264	264	264	264	264	
Crime/Breach	498	2	2	2	2	2	2	2	2	2	2	2	2	2	2	2	2	2	2	2	2	2	2	2	2	2	2	2	2	2	2	
Traffic Accidents	10	196	189	171	172	168	202	218	188	192	205	233	263	288	301	218	226	215	210	204	186	283	238	272	234	295	258	213	271	271	271	
Counterfeit and Forgery	11	10	11	11	11	11	11	11	11	11	11	11	11	11	11	11	11	11	11	11	11	11	11	11	11	11	11	11	11	11	11	
Drugs	129	100	100	178	178	148	126	178	178	178	178	178	178	178	178	178	178	178	178	178	178	178	178	178	178	178	178	178	178	178	178	178
Lost Items	124	140	104	104	148	136	141	124	131	132	81	86	90	84	95	81	88	77	79	78	78	84	63	100	92	90	66	90	71	71		
Verbalism	53	44	45	39	31	47	51	52	55	55	55	55	55	55	55	55	55	55	55	55	55	55	55	55	55	55	55	55	55	55	55	55
Harassment	39	39	41	31	30	30	30	30	30	30	30	30	30	30	30	30	30	30	30	30	30	30	30	30	30	30	30	30	30	30	30	30
Sexual Offences	24	25	15	21	21	20	24	21	20	21	20	20	20	20	20	20	20	20	20	20	20	20	20	20	20	20	20	20	20	20	20	20
Robbery	32	30	21	17	17	20	46	22	42	59	87	78	43	48	47	37	56	29	49	46	40	40	32	43	28	17	19	18	18	18		



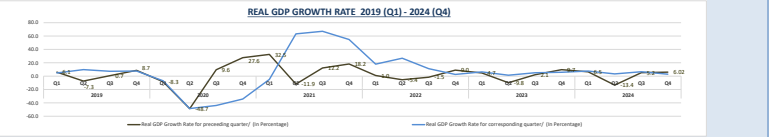
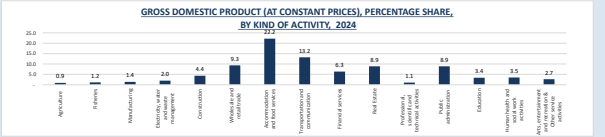
15. PUBLIC SECTOR INVESTMENT PROGRAM (PSIP)

	23-Jan	Feb	Mar	Apr	May	Jun	Jul	Aug	Sep	Oct	Nov	Dec	24-Jan	Feb	Mar	Apr	May	June	Jul	Aug	Sep	Oct	Nov	Dec	Jan	Feb	Mar	Apr	May				
<b>Public Sector Investment Program Expenditure by Function in millions of MYR</b>	1	65	7	7	23	15	9	-27	2	8	3	26	7	5	5	8	3	3	2	11	17	0	17	NA	NA	NA	NA	NA	NA	NA			
National Security & Public Order	1	65	7	7	23	15	9	-27	2	8	3	26	7	5	5	8	3	3	2	11	17	0	17	NA	NA	NA	NA	NA	NA	NA			
Health & Social Services	7	8	30	30	46	54	34	121	12	28	14	78	5	29	4	2	0	4	2	21	72	11	12	NA	NA	NA	NA	NA	NA	NA	NA		
Education Sector	74	93	41	41	37	21	46	61	25	31	61	89	22	35	35	19	21	14	21	22	30	8	35	NA	NA	NA	NA	NA	NA	NA	NA		
Environment Protection	23	45	66	22	30	88	403	88	7	88	18	17	3	41	32	55	19	45	4	42	136	131	136	NA	NA	NA	NA	NA	NA	NA	NA	NA	
Water and Sewerage	86	34	186	213	52	28	113	183	34	27	132	189	95	106	25	48	36	19	29	23	47	154	86	NA	NA	NA	NA	NA	NA	NA	NA	NA	
Transport	150	100	100	100	100	100	100	100	100	100	100	100	100	100	100	100	100	100	100	100	100	100	100	100	100	100	100	100	100	100	100	100	100
General Administration	52	1	13	11	4	1	1	1	1	1	1	1	1	1	1	1	1	1	1	1	1	1	1	1	1	1	1	1	1	1	1	1	
Industry & Infrastructure	51	86	114	114	94	54	60	21	94	12	207	17	20	46	96	62	105	11	69	60	104	0	158	NA	NA	NA	NA	NA	NA	NA	NA	NA	
Recreation, Culture and Religion	21	52	37	28	41	29	20	20	22	21	4	13	11	8	45	13	19	1	20	27	32	7	121	NA	NA	NA	NA	NA	NA	NA	NA	NA	
Land Reclamation & Road Construction*	214	135	146	241	111	161	243	624	122	309	110	220	132	189	84	91	124	300	123	20	46	NA	NA	NA	NA	NA	NA	NA	NA	NA	NA	NA	
Forestry & Agriculture	1	1	1	1	1	1	1	1	1	1	1	1	1	1	1	1	1	1	1	1	1	1	1	1	1	1	1	1	1	1	1		
Others	4	1	1	1	1	1	1	1	1	1	1	1	1	1	1	1	1	1	1	1	1	1	1	1	1	1	1	1	1	1	1		

\*Up to Dec 2022 the category Land Reclamation & Road Construction included only Mosques. Now the category includes, Social Service, Sports, Construction of Mosques, Culture

16. GROSS DOMESTIC PRODUCT

	2021	2022	2023	2024												
	Q1	Q2	Q3	Q4	Q1	Q2	Q3	Q4	Q1	Q2	Q3	Q4				
16.1 Real GDP (in Million MYR)	30,126	17,795	19,881	23,514	32,751	22,477	22,131	24,129	25,271	22,793	19,269	25,132	27,191	23,560	24,796	26,290
16.2 Real GDP Growth Rate for corresponding quarter/year (in Percentage)	32.5	-11.9	22.2	18.1	1.0	-5.4	-1.5	8.0	4.7	-8.8	2.1	9.7	6.5	-18.4	5.2	6.0
16.3 Real GDP Growth Rate for corresponding quarter/year (in Percentage)	-4.8	63.3	67.1	54.9	18.0	26.8	11.3	2.6	5.4	5.4	5.1	5.8	7.6	3.4	6.6	3.0



Q1 Revised on Sept 2020  
 G/ FORMAL BALANCE - SURPLUS / (DEFICIT) = Total revenue and grants - Expenditure  
 H/ PRIMARY BALANCE - SURPLUS / (DEFICIT) = overall balance + Financing and Interest Costs  
 (\*) Indicates if the percentage change is greater than 10%