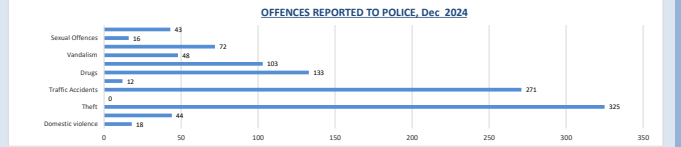
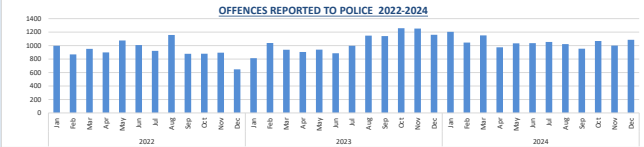


14. OFFENCES REPORTED TO POLICE

	Jan	Feb	Mar	Apr	May	Jun	Jul	Aug	Sep	Oct	Nov	Dec	Jan	Feb	Mar	April	May	June	July	Aug	Sep	Oct	Nov	Dec
Total Offences Reported to Police	812	1,038	938	906	939	889	997	1,447	1,141	1,258	1,222	1,199	1,204	1,045	1,151	974	1,033	1,035	1,033	1,021	954	1,068	1,020	1,085
Domestic violence	15	20	35	20	39	26	22	35	22	21	22	28	39	23	35	21	25	19	21	14	14	17	18	18
Embezzlement	59	57	43	55	54	57	52	86	109	111	117	95	129	72	47	56	34	51	58	38	54	45	51	44
Theft	308	294	275	234	222	211	289	355	363	464	448	342	333	270	329	284	335	318	316	287	303	314	321	321
Cheque Bounce	na	na	na	na	na	1	na	1	na	na	2	1	1	0	0	1	1	2	1	1	1	1	1	1
Traffic Accidents	19	199	189	173	179	165	202	218	188	192	206	239	263	268	301	218	229	213	210	204	186	281	238	271
Counterfeit and forgery	11	10	11	11	4	10	7	8	18	13	8	12	12	8	10	11	9	15	16	20	11	11	12	12
Drugs	129	159	168	178	161	148	126	178	106	130	137	114	151	126	129	117	130	176	150	134	143	148	131	131
Lost Items	124	100	106	102	158	141	122	135	132	81	90	99	94	95	83	98	77	79	78	78	76	81	67	101
Vandalism	53	44	45	38	31	42	53	59	63	52	58	80	61	53	68	57	60	64	58	50	49	51	48	48
Animal	24	26	35	21	32	20	24	29	29	29	21	30	20	30	27	26	18	23	35	43	18	22	25	16
Sexual Offences	3	3	3	3	3	3	3	3	3	3	3	3	3	3	3	3	3	3	3	3	3	3	3	3
Robbery	32	30	30	21	17	26	46	22	42	59	87	78	43	48	47	37	50	29	49	46	40	40	32	43



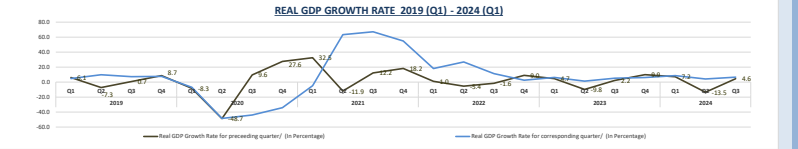
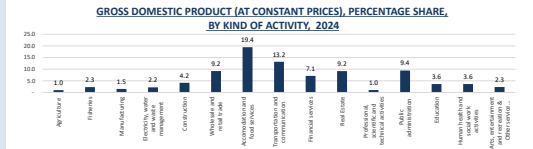
15. PUBLIC SECTOR INVESTMENT PROGRAM (PSIP)

	23-Jan	Feb	Mar	Apr	May	Jun	Jul	Aug	Sep	Oct	Nov	Dec	24-Jan	Feb	Mar	Apr	May	June	Jul	Aug	Sep	Oct	Nov	Dec
Public Sector Investment Program Expenditure by Function in millions of MVR																								
National Security & Public Order	1	65	7	7	23	5	9	47	7	8	3	29	7	5	8	3	3	3	2	11	17	0	17	NA
Health & Social Services	7	8	10	10	49	15	24	132	12	39	14	78	5	29	4	2	0	4	1	21	21	11	12	NA
Education Sector	74	53	41	41	37	20	46	65	25	33	61	89	22	30	18	29	21	54	23	22	30	8	35	NA
Environmental Protection	23	45	66	66	22	30	89	409	18	7	39	17	3	41	12	55	19	45	4	42	136	131	136	NA
Water and Sewerage	80	79	136	232	42	51	133	188	32	72	131	103	45	106	21	43	30	27	29	21	47	14	80	NA
Transport	150	106	240	339	206	105	341	247	82	272	226	255	46	46	129	313	30	13	221	232	584	847	689	NA
General Administration	52	1	-13	-13	4	5	3	7	5	7	8	14	7	6	2	10	1	4	8	2	8	1	2	NA
Housing & Infrastructure	57	86	114	114	94	54	60	23	54	12	237	37	20	46	90	62	105	33	69	45	104	0	158	NA
Recreation, Culture and Religion	23	32	22	21	41	22	25	29	22	21	4	153	11	8	45	13	19	8	20	27	32	7	57	NA
Land Reclamation & Road Construction*	714	135	146	245	113	163	243	622	127	389	310	270	132	242	157	189	64	92	126	300	333	0	46	NA
Fisheries & Agriculture	1	1	1	52	1	0	1	3	3	1	1	13	0	1	4	6	1	1	1	7	31	9	18	0
Others	4	1	1	1	0	0	0	0	0	0	0	2	-8	0	1	4	0	1	1	3	1	1	1	0

* Up to Dec 2022 the category Land Reclamation & Road Construction included only Mosques. Now the category includes, Social Service, Sports, Construction of Mosques, Culture)

16. GROSS DOMESTIC PRODUCT

	2022				2021				2022				2023				2024		
	Q3	Q4	Q1	Q2	Q3	Q4	Q1	Q2	Q3	Q4	Q1	Q2	Q3	Q4	Q1	Q2	Q3		
16.1 Real GDP (In Million MVR)	11,901	15,181	20,124	17,724	19,892	23,517	23,762	22,482	22,132	24,116	25,240	22,771	23,271	25,583	27,424	23,712	24,792		
16.2 Real GDP Growth Rate for preceding quarter/ year (In Percentage)	9.6	27.6	32.5	-11.9	12.2	18.2	1.0	-5.4	-1.6	9.0	4.7	-9.8	2.2	9.9	7.2	-13.5	4.6		
16.3 Real GDP Growth Rate for corresponding quarter/ (In Percentage)	-43.9	-34.2	-4.9	6.12	67.1	54.9	18.1	-21.8	11.3	2.3	6.2	1.3	5.1	6.1	8.7	4.1	6.1		



2/ Revised on Sept 2020
 3/ OVERALL BALANCE: SURPLUS / (DEFICIT) = Total revenue and grants - Expenditure
 4/ PRIMARY BALANCE: SURPLUS / (DEFICIT) = overall balance + Financing and Interest Costs
 (*) Indicates if the percentage change is greater than 100.
 Source: MBS (<http://statistics.maldives.gov.mv/>), MMA (www.mma.gov.mv/), MOT (<http://www.tourism.gov.mv/>), MOFA (<http://www.fishagri.gov.mv/>), MOFT (www.finance.gov.mv/), Maldives Customs Service (<https://www.customs.gov.mv/>), Maldives Police Service (<http://www.police.mv/>), Maldives Pension Administration