


# International Labour Day

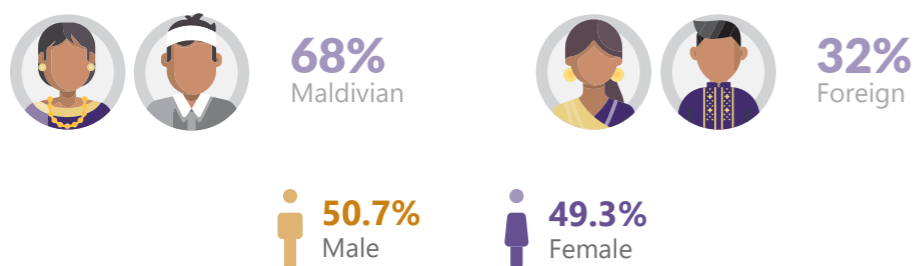
1 May 2024

## Working-age population, Census 2022



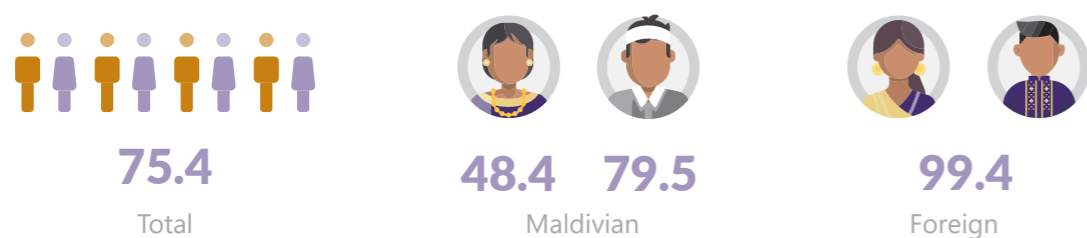
Census 2022 shows that the total resident working-age population of Maldives is 411,219. This includes 281,131 resident Maldivians and 130,088 as resident foreigners.

## Maldivian Population in Working-ages, Census 2022



The proportion of foreigners to the total working-age population in Maldives is 32% or 1 in every 3 people.

## Labour Force Participation Rate, Census 2022

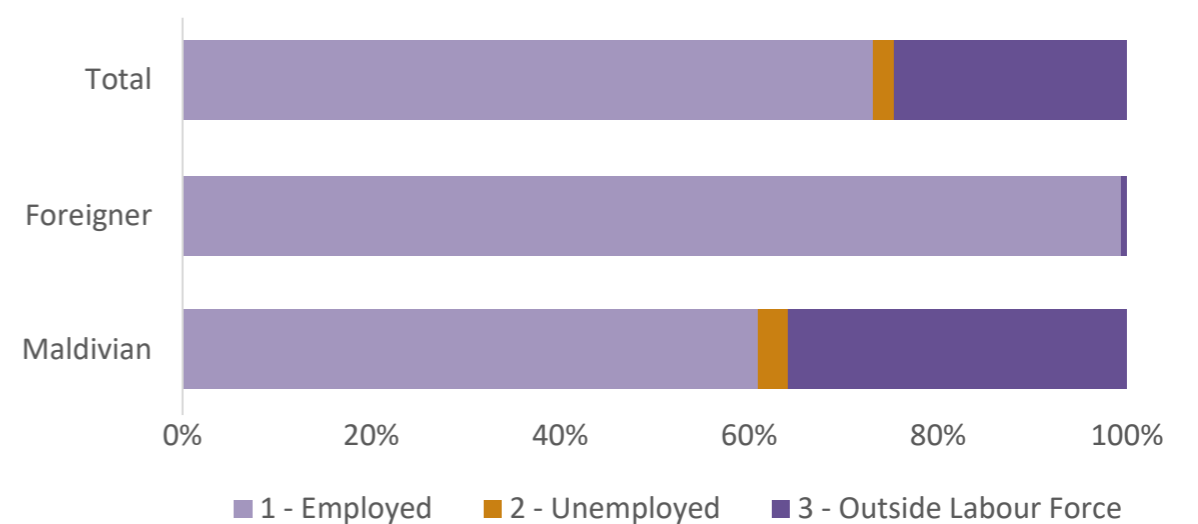


When considering the total resident population, the labour force participation rate stands at 75.4%. However, when focusing exclusively on the Maldivian resident population, the rate slightly dips to 64.2%. The labour force participation rate of foreigners stands at 99.4%.

Social Justice is the foundation of peaceful, prosperous and sustainable societies. Decent work, labour rights, social protection, and social dialogue to find durable solutions for today's world of work challenges, are vital to achieve social justice for all.

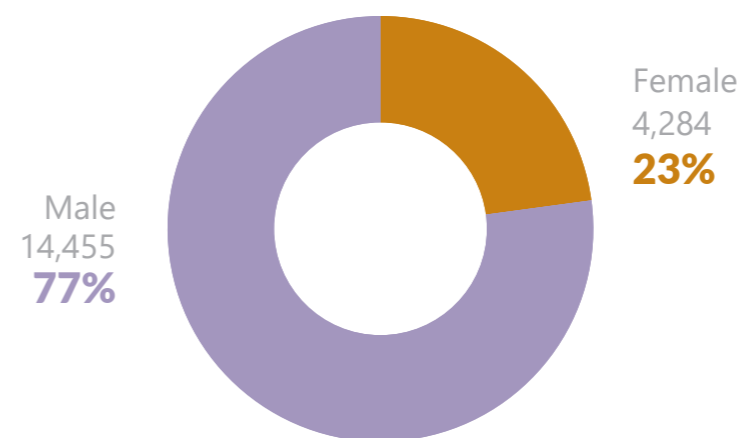
*Gilbert F. Hougbo, Director-General of the International Labour Organization*

## Working age population (15 years & above) by labour force status & Nationality, Census 2022



A significant portion of the working-age Maldivian population, specifically 100,757 individuals (36%), falls outside the labor force. This category includes individuals who are neither employed nor actively seeking employment.

## Resident Maldivian Employment in Managerial Positions by Sex, Census 2022

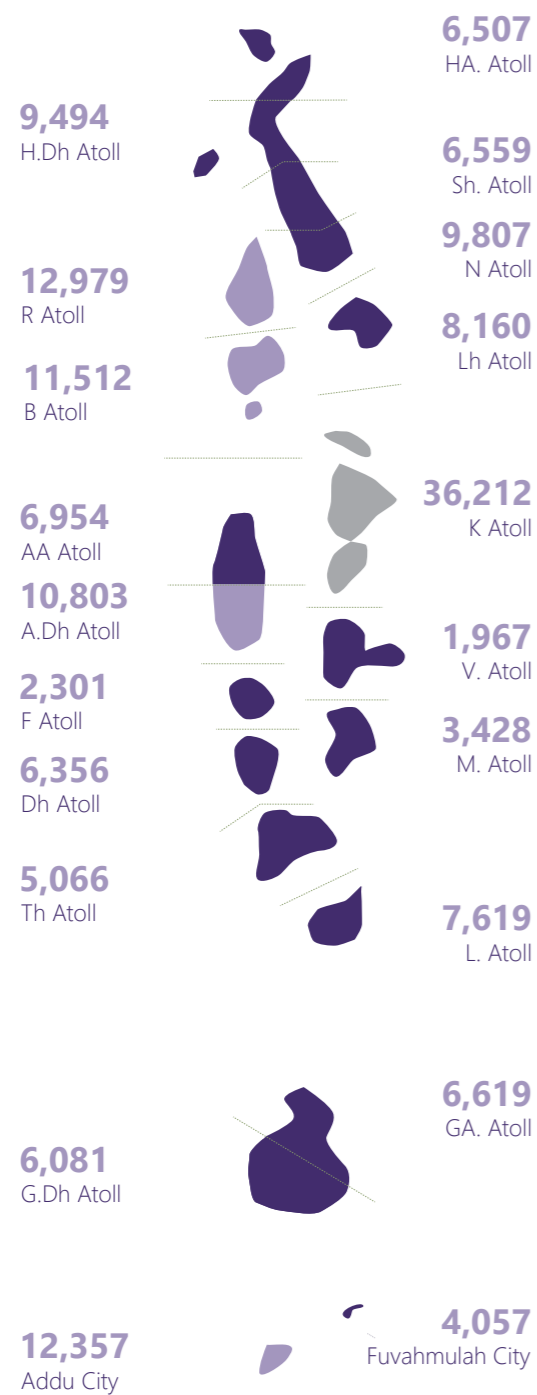


There are 4,284 resident Maldivian female managers and 14,455 resident Maldivian male managers. In total, there are 18,739 resident Maldivian managers, with females constituting 23% of this group, while males account for 77%.

# International Labour Day

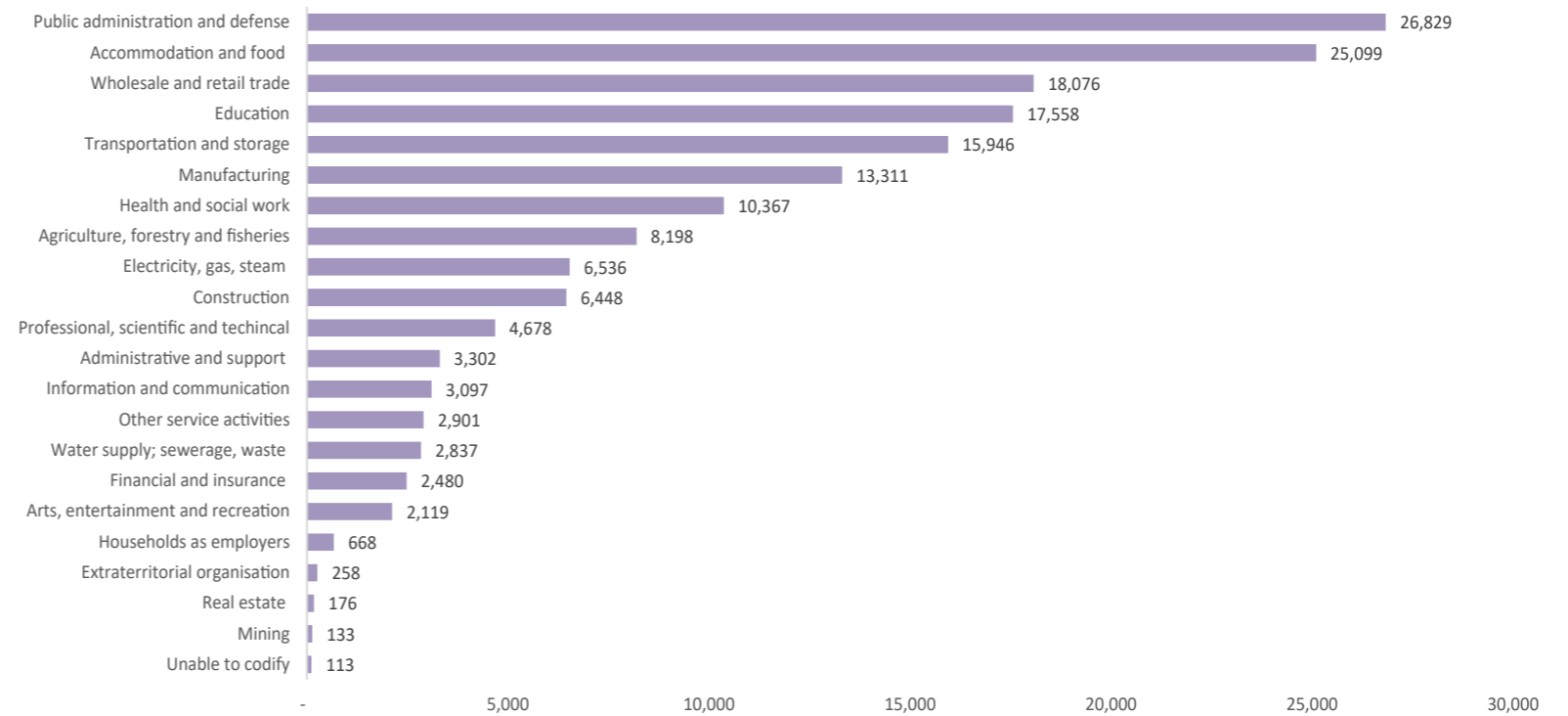
1 May 2024

## Resident Employment by Locality, Census 2022



Kaafu Atoll (K) has the highest employed population among the atolls, with 36,212 individuals actively engaged in the workforce. While Raa Atoll (R) is the second largest in terms of employment with 12,979, followed by closely is Addu City (S) with 12,357 workers. Vaavu Atoll (V) stands out as having the lowest employment population, comprising just 1,967 individuals in the workforce. A total of 126,386 employed population accounting for 42% lives in Maale.

## Employment by Industry, Census 2022

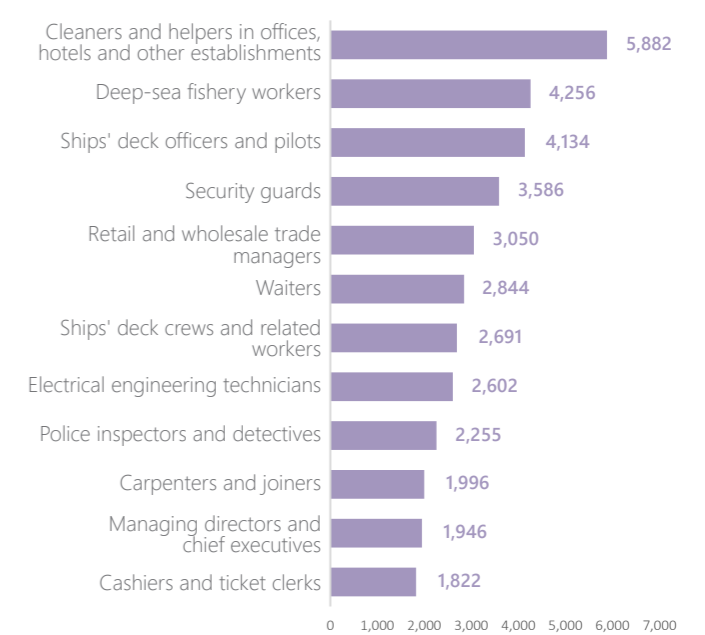


The public administration and defense industry emerge as the largest employer of Maldivian workers, constituting 26,829 jobs or 15.7%, with 57% of these positions held by women. The accommodation and food services industry, is the second-largest employer, providing 25,099 jobs or 14.7%. Notably, this industry is dominated by a male workforce, accounting for 89%.

## Top 12 Occupations for Resident Maldivian, Female - Census 2022



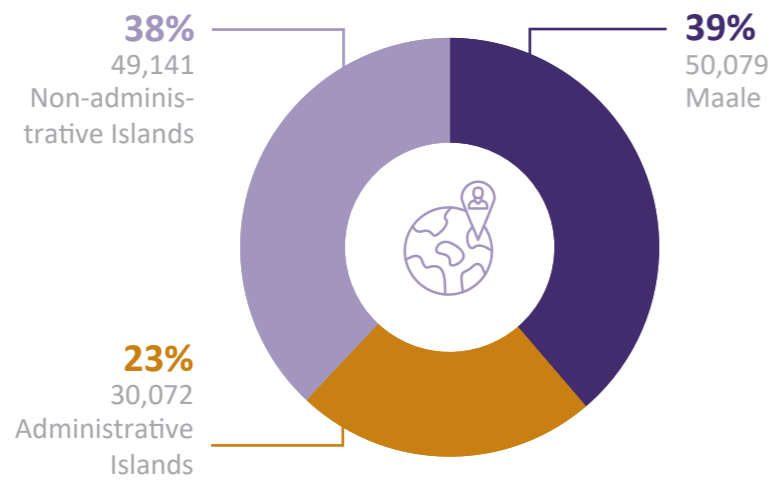
## Top 12 Occupations for Resident Maldivian, Male - Census 2022



# International Labour Day

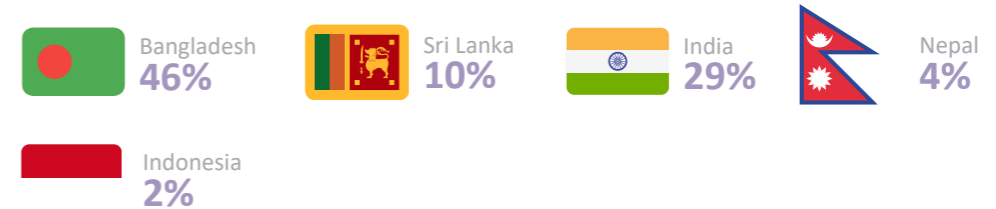
1 May 2024

## International Migrant Labour Force by Locality, Census 2022



Maale is home to 50,079 international migrant workers, representing 39% of the total international migrant labor force. The other administrative islands collectively host 30,072 international migrant workers, accounting for 23% of the total. The remaining 38% of international migrant workers, totaling 49,141 individuals, reside in non-administrative islands.

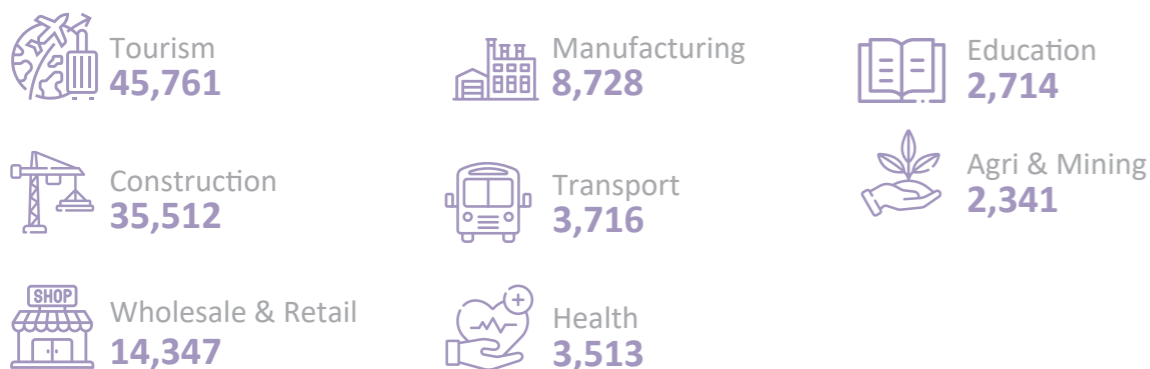
## International Migrant Labour Force by Nationality, Census 2022



Among the migrant workers nearly half (46%) are from Bangladesh. This is followed by the Indian workers (29%) and Sri Lankan workers (10%). Migrant workers from other 143 nations represent only 15% of the total migrant workers in the Maldives.

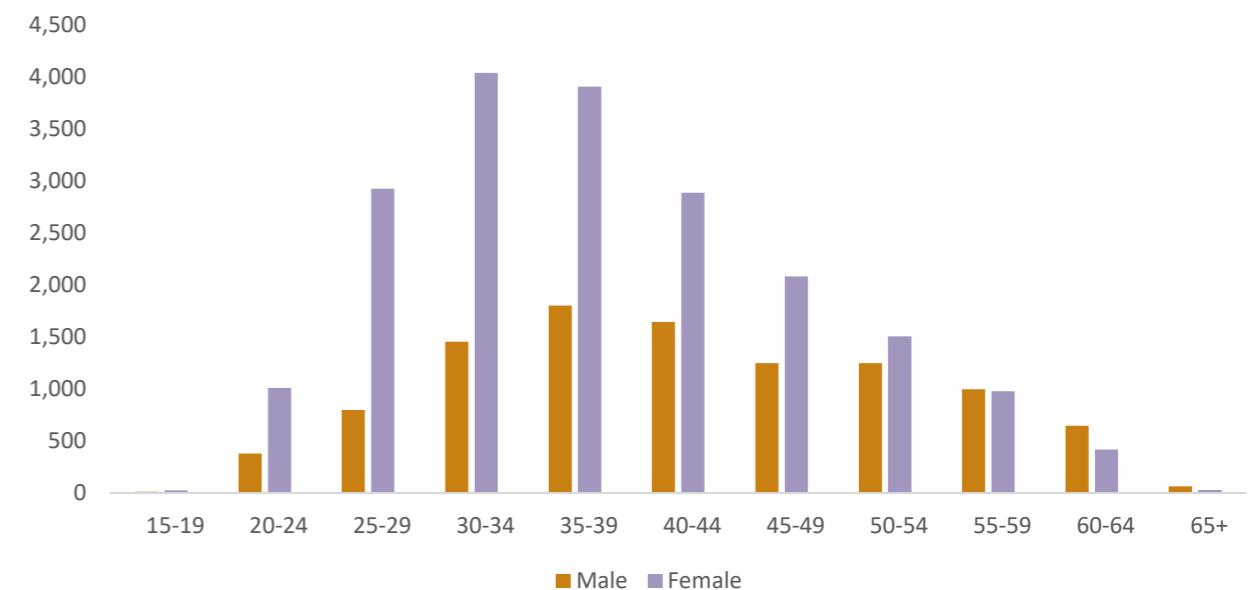
**Safe environments, fair wages & dignity at work are basic rights**

## International Migrant Labour Force by Industry, Census 2022



Tourism industry employs largest number of migrant workers (45,761). A total of 35,512 international migrant workers work in the construction industry.

## Civil Servants Classified by Age and Sex, 2023



Out of the 30,127 civil servants majority (66%) are women. Share of men are higher among elderly 55 years and above

Civil Service Commission

**Labor Rights are Human Rights!**



# International Labour Day

1 May 2024

## Total Resort Employment by Locality, Census 2022



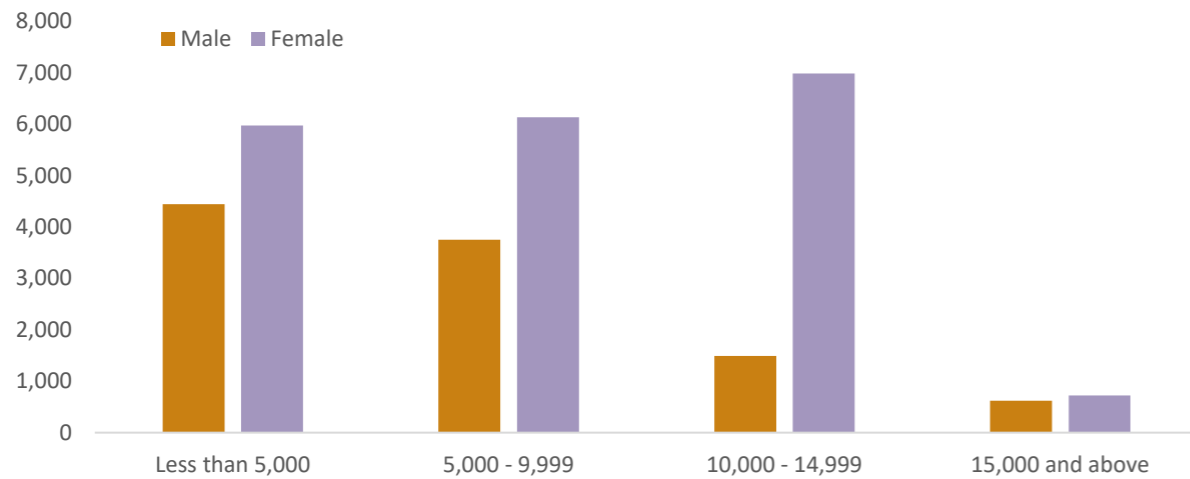
**38,522**  
Foreigner



**21,105**  
Maldivian

From the total 59,627 employees in resort sector only 35% are Maldivians. Resort employment is comprising of mainly Males (89%) and females contributes to only 11% of resort employment.

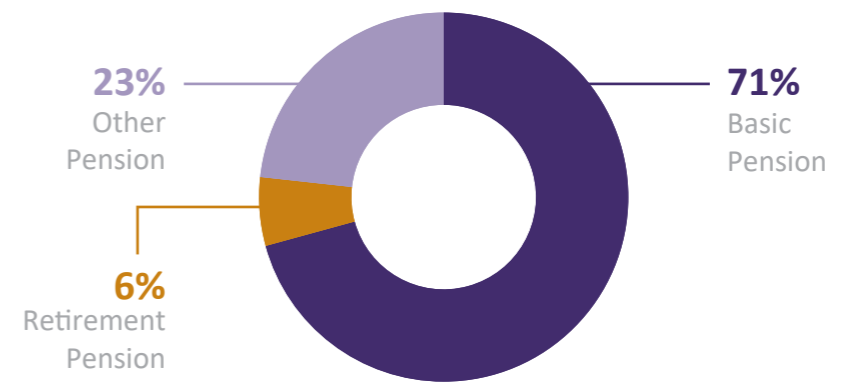
## Civil Servants Classified by Basic Salary, 2023



Over one third (35%) of civil servants get a basic salary that is less than 5,000 MVR. Only 4% of civil servants get a basic salary that is 15 thousand MVR or higher.

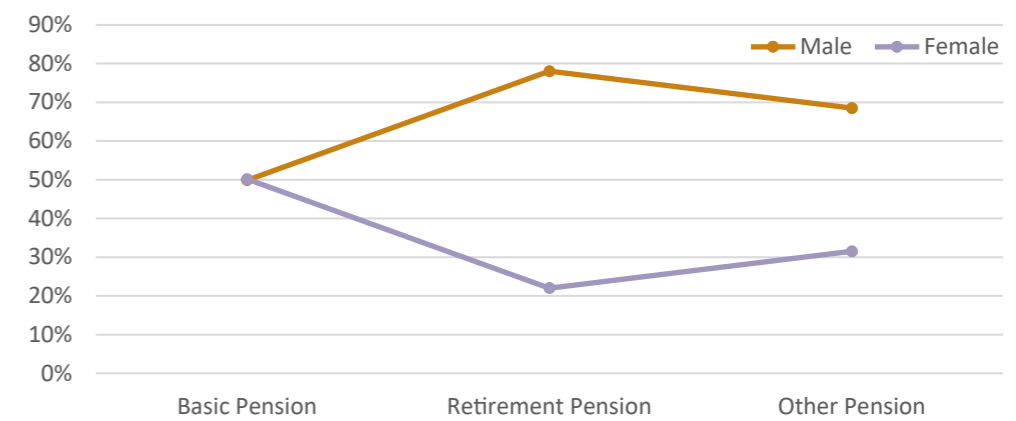
Civil Service Commission

## Number of beneficiaries by pension scheme 2023



Maldives Pension Administration Office

## Beneficiaries by type of pension and sex, 2023



Out of the 31,133 pensioners in 2023 majority (56%) are men. Among retirement pensioners, women account for only 22%

Maldives Pension Administration Office

## Size of Informal Employment, Census 2022

Resident Population



**60%**  
Formal employment



**40%**  
Informal employment

Informal Employment



21.4%



78.6%

Formal Employment



28%

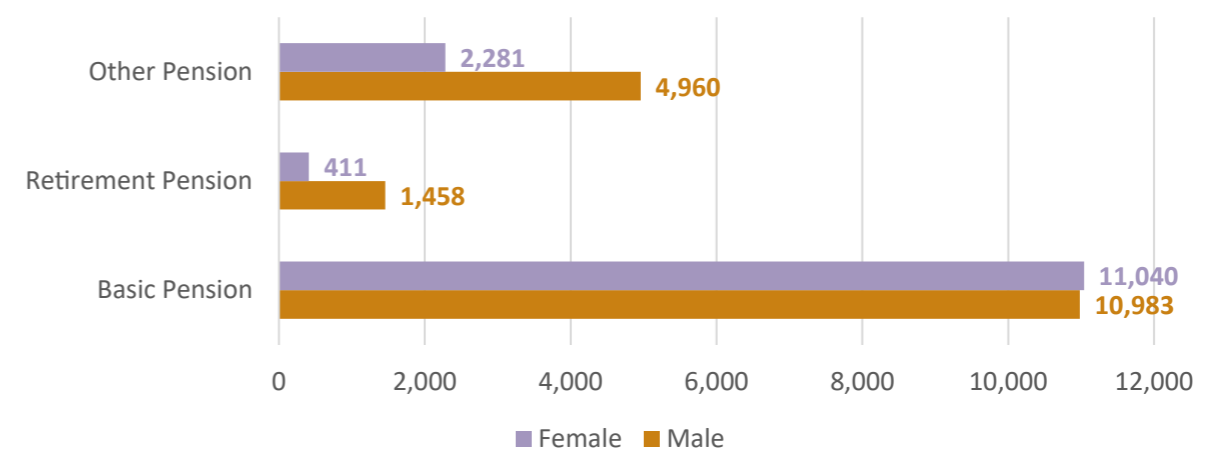


72%

While **120,062** workers are in informal employment, **180,360** are in formal employment.

Men dominate both informal and formal employment.

## Number of beneficiaries by Sex, 2023



Maldives Pension Administration Office

