

2019 7-13: ENROLMENT IN MALE AND ATOLLS BY GRADE AND SEX, 2019

Name of Atoll	Total		Nurs.		LKG		UKG		Gr. 1		Gr. 2		Gr. 3		Gr. 4		Gr. 5		Gr. 6		Gr. 7		Gr. 8		Gr. 9		Gr. 10		Gr. 11		Gr. 12		Special		% Share	
	Both sex		Male	Female	M	F	M	F	M	F	M	F	M	F	M	F	M	F	M	F	M	F	M	F	M	F	M	F	M	F	M	F	M	F		
	Male	Female																																		
TOTAL	89,432	45,879	43,553	2,653	2,660	3,579	3,411	3,782	3,511	4,042	3,648	3,919	3,541	3,739	3,430	3,711	3,593	3,678	3,491	3,459	3,235	2,987	2,900	2,771	2,713	2,748	2,523	2,828	2,584	836	1,002	867	1,071	280	240	100.0
Male'	33,376	16,991	16,385	1,219	1,175	1,247	1,156	1,302	1,254	1,534	1,407	1,372	1,225	1,318	1,208	1,261	1,256	1,325	1,260	1,199	1,177	1,046	1,037	1,007	945	985	921	895	920	541	629	543	624	197	191	37.3
Atolls	56,056	28,888	27,168	1,434	1,485	2,332	2,255	2,480	2,257	2,508	2,241	2,547	2,316	2,421	2,222	2,450	2,337	2,353	2,231	2,260	2,058	1,941	1,863	1,764	1,768	1,763	1,602	1,933	1,664	295	373	324	447	83	49	62.7
Haa Atollu	3,729	1,939	1,790	85	95	162	163	178	142	174	137	176	155	154	150	163	151	178	147	152	132	123	115	113	113	118	101	132	122	11	25	16	41	4	1	4.2
Haa Dhaalu	5,819	3,016	2,803	219	211	238	213	261	261	283	234	275	250	263	236	252	257	212	213	221	200	205	185	158	152	168	146	194	165	23	33	19	34	25	13	6.5
Shooviyani	3,568	1,841	1,727	32	21	148	150	163	132	160	126	174	149	173	156	168	167	141	143	143	143	119	134	109	126	120	122	141	106	25	23	22	27	3	2	4.0
Noonu	3,097	1,582	1,515	87	98	128	118	140	120	129	125	133	156	144	130	155	141	118	126	124	110	105	99	92	83	83	88	103	82	18	15	23	24	0	0	3.5
Raa	4,485	2,325	2,160	117	133	188	166	185	180	197	188	206	196	183	171	203	197	172	177	181	134	156	147	139	152	152	99	174	154	25	27	44	38	3	1	5.0
Baa	2,516	1,282	1,234	73	86	91	104	102	96	104	98	112	98	115	101	106	118	97	84	91	96	91	70	92	72	92	86	86	74	11	23	19	28	0	0	2.8
Lhooviyani	2,252	1,114	1,138	47	51	95	97	125	135	109	95	97	89	81	92	107	87	82	90	73	89	77	76	66	78	57	73	81	64	2	7	15	15	0	0	2.5
Kaafu	2,822	1,500	1,322	51	60	131	119	153	117	137	142	145	131	137	105	117	104	138	116	111	96	111	99	86	83	86	79	87	69	0	0	1	0	9	2	3.2
Alifu Alifu	1,833	962	871	44	30	79	81	86	71	99	80	85	78	73	77	91	75	80	77	87	73	51	66	70	51	54	56	51	46	6	5	5	1	0	2.0	
Alifu Dhaalu	2,351	1,236	1,115	87	77	111	112	111	93	114	106	133	114	118	89	97	101	118	89	87	82	65	69	68	73	85	59	41	46	0	0	0	0	1	5	2.6
Vaavu	347	188	159	4	5	16	15	21	9	15	15	16	21	10	20	18	9	23	17	17	12	12	11	13	10	13	7	10	8	0	0	0	0	0	0	0.4
Meemu	1,234	624	610	32	37	46	49	52	58	49	50	60	37	57	54	48	62	69	49	44	44	44	51	37	41	30	31	38	30	7	6	11	11	0	0	1.4
Faafu	1,391	717	674	27	48	50	53	65	75	68	51	63	49	51	54	63	53	61	47	55	54	53	37	50	41	38	42	37	37	21	22	11	11	4	0	1.6
Dhaalu	1,629	790	839	38	48	61	68	57	56	83	79	69	70	55	75	80	79	65	62	61	62	53	64	51	62	37	37	57	40	12	17	11	20	0	0	1.8
Thaa	2,627	1,342	1,285	80	79	104	104	115	106	120	98	116	123	141	127	108	109	102	109	118	116	87	90	67	81	76	56	94	67	5	8	8	11	1	1	2.9
Laamu	3,474	1,830	1,644	44	59	145	133	158	130	151	141	154	132	148	134	145	122	157	149	172	139	129	130	123	114	111	83	146	121	22	22	23	30	2	5	3.9
Gaafu Alifu	2,163	1,107	1,056	75	67	89	81	90	73	87	103	95	87	88	78	72	76	87	86	93	78	82	74	79	78	71	75	90	84	5	11	4	5	0	0	2.4
Gaafu Dhaalu	3,055	1,636	1,419	42	29	129	117	127	103	136	107	168	130	120	128	130	112	140	130	134	117	122	99	125	110	122	95	113	111	13	13	17	2	1	3.4	
Gnaviyani	2,349	1,186	1,163	68	80	109	84	99	94	76	87	86	74	96	71	132	110	101	108	87	96	69	84	64	73	75	71	85	72	8	28	9	18	22	13	2.6
Seenu	5,315	2,671	2,644	182	171	212	228	192	206	217	179	184	177	214	174	195	207	212	212	209	185	187	163	162	175	175	196	173	166	81	88	70	112	6	5	5.9

Source: Ministry of Education

Figure 7.12: Percentage share of students enrolled by Atolls, 2019

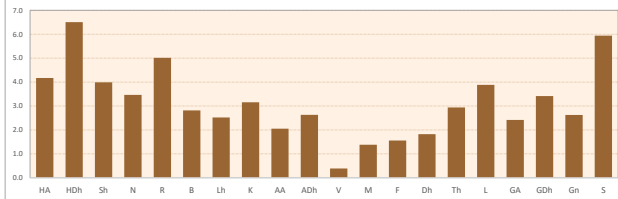


Figure 7.13: Sex ratio of student's enrolment by grade and locality, 2019

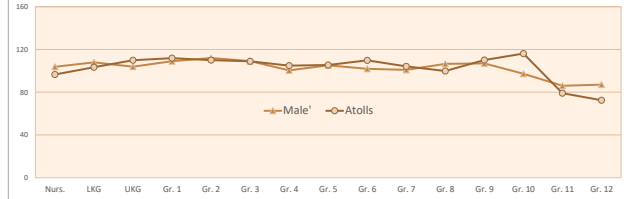


Figure 7.14: Sex ratio of student's enrolment by grade for Republic, 2019

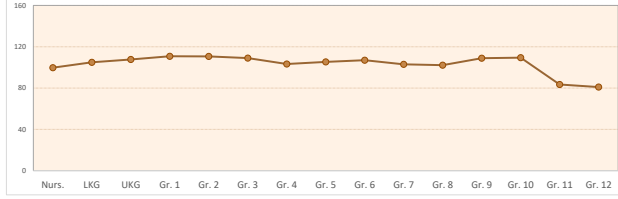


Figure 7.15: Sex ratio of student's enrolment for Male' by grade, 2019

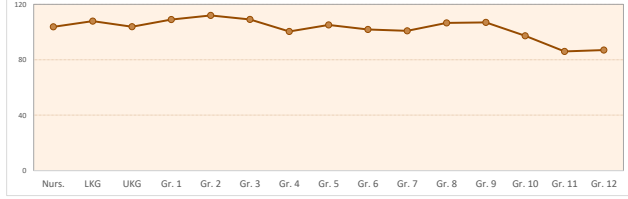


Figure 7.16: Sex ratio of student's enrolment by grade for Atolls, 2019

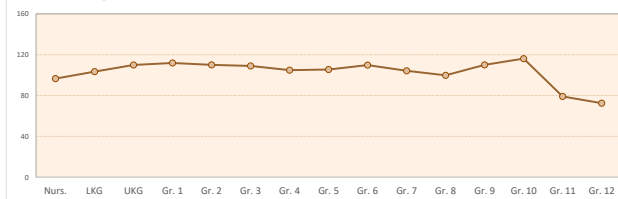


Figure 7.17: Percentage share of students enrolled in Male' and Atolls, 2019

