




WORLD POPULATION DAY 2021

Rights and choices are the answer: Whether baby boom or bust, the solution to shifting fertility rates lies in prioritizing the reproductive health and rights of all people

Population of Maldives, 2021
Population Projections (Resident Population)

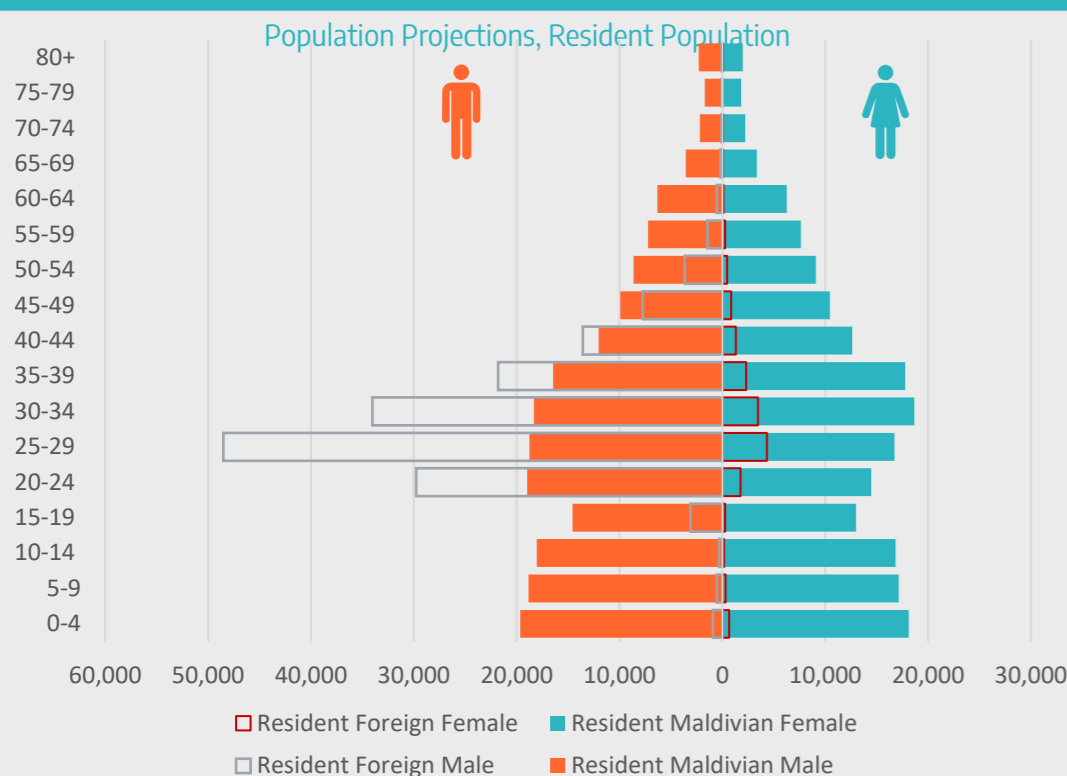


568,362

Maldivians 385,696 (48% are Women)

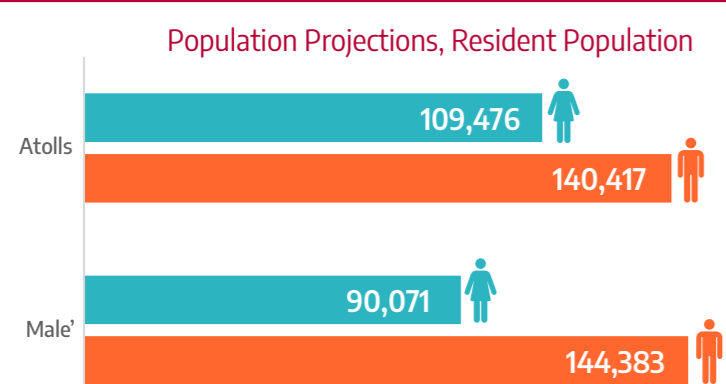
Foreigners 182,666 (9% are Women)

Resident Maldivian & Foreign Population, 2021

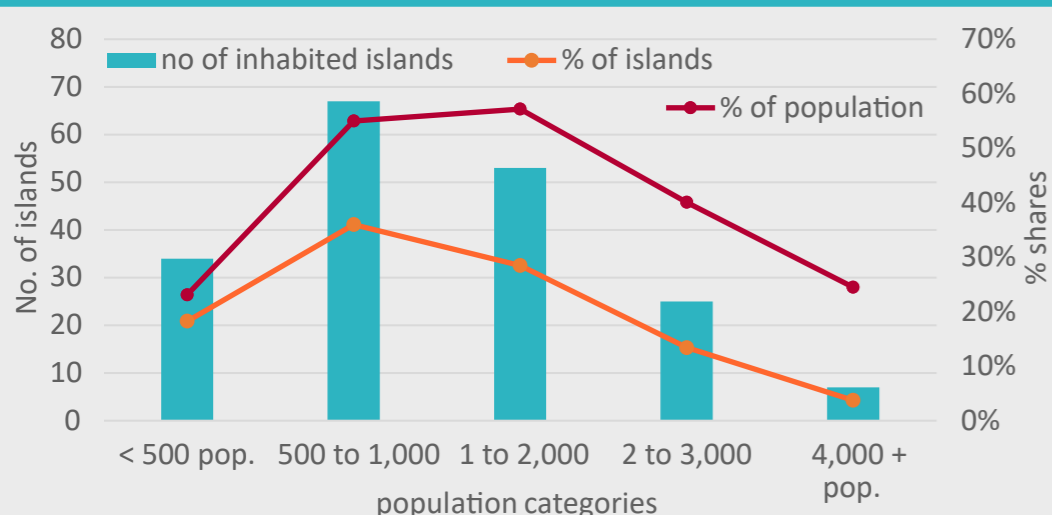


Foreigners account for 32% of resident population in 2021. In the working ages 20 to 44 years there are more foreigners than Maldivians. This is due to high number of male migrant workers in these ages.

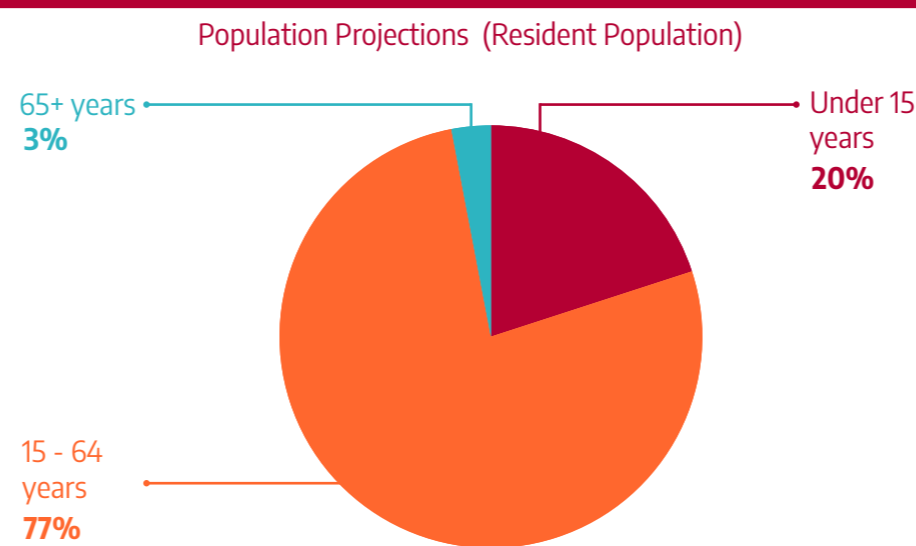
Resident Maldivian & foreign population by locality, 2021



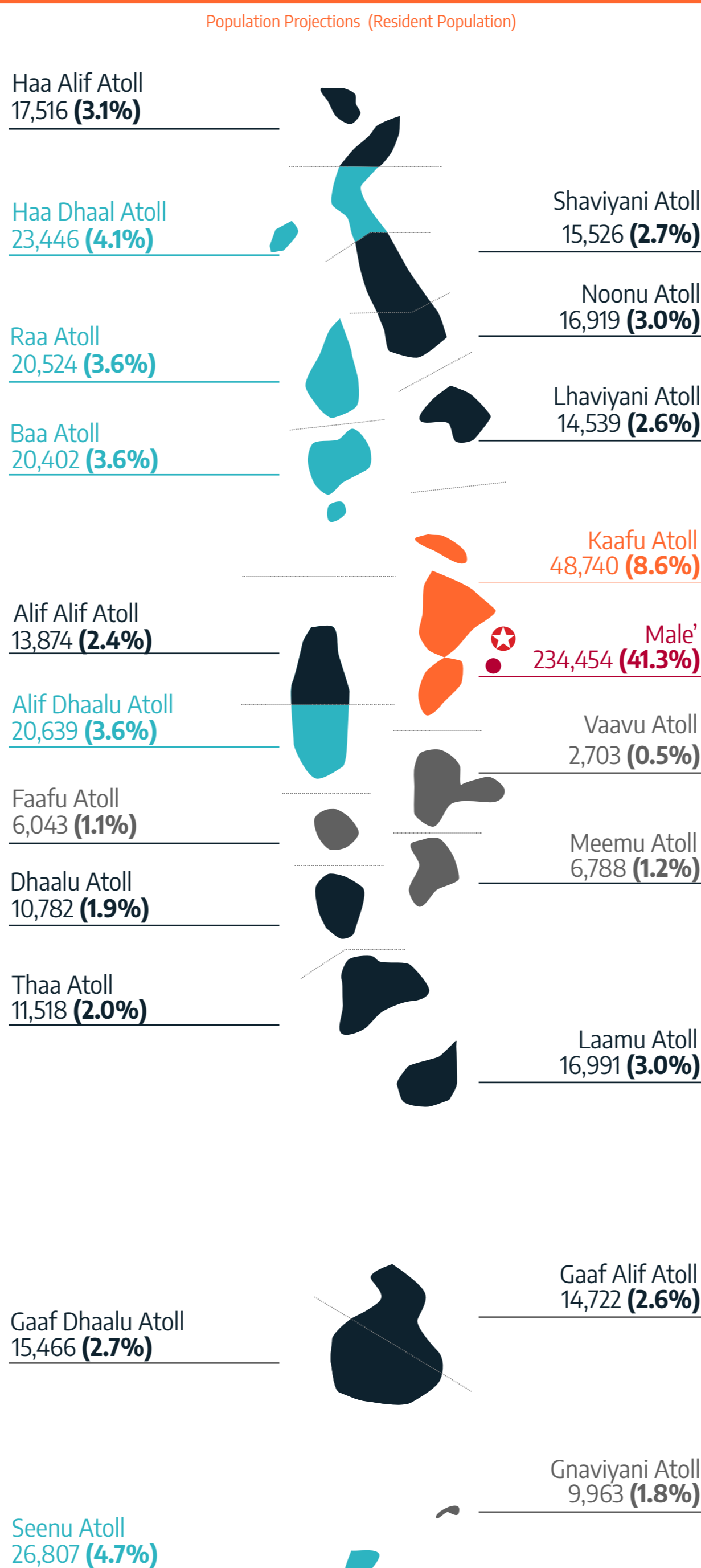
Number of inhabited islands in Atolls, by population sizes, 2021



Population share by broad age groups, 2021



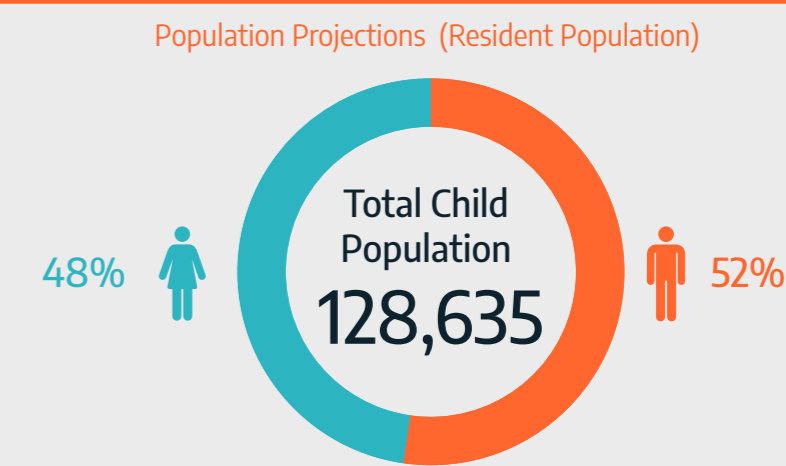
Resident Maldivian & foreign population by Atolls, 2021



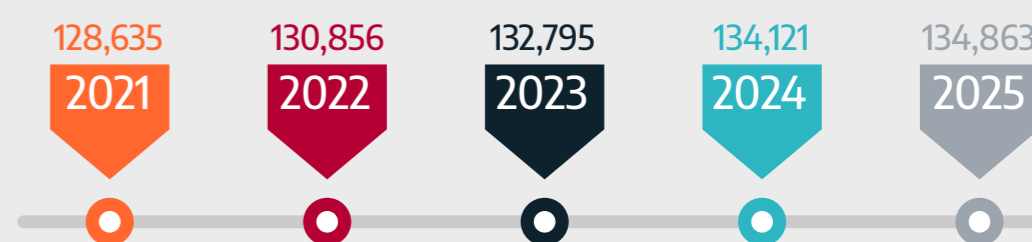
- Less than 10,000
- 10,001 - 20,000
- 20,001 - 30,000
- 30,001 - 40,000
- More than 40,000

Non-Administrative Male' Region (Thilafushi, Gulheefalhu, Hulhule') included in Kaafu Atoll.

Child Population, 2021 - 2024

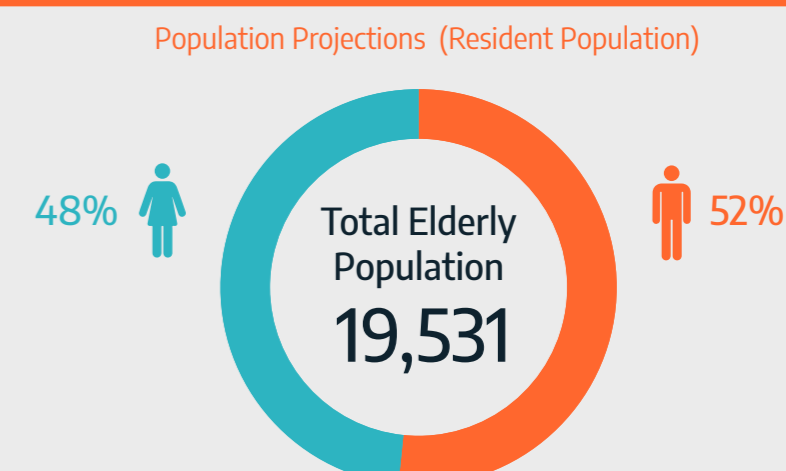


Child population (under 18 years) account for 23 percent of resident population in 2021. In Maldives child population is considered from age 0 - 17 years.

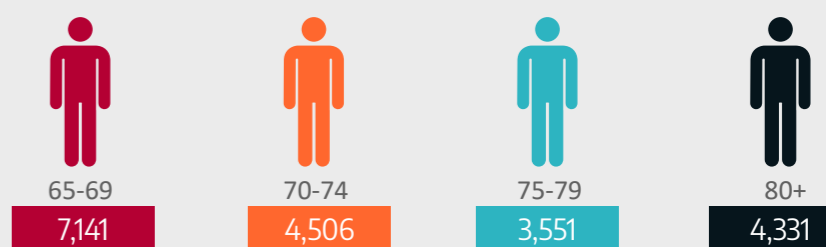


When comparing the child population from the years 2021 to 2025, there is no significant change in the proportion of child population. However children under 5 years has decreased by a thousand by 2025.

Elderly Population, 2021



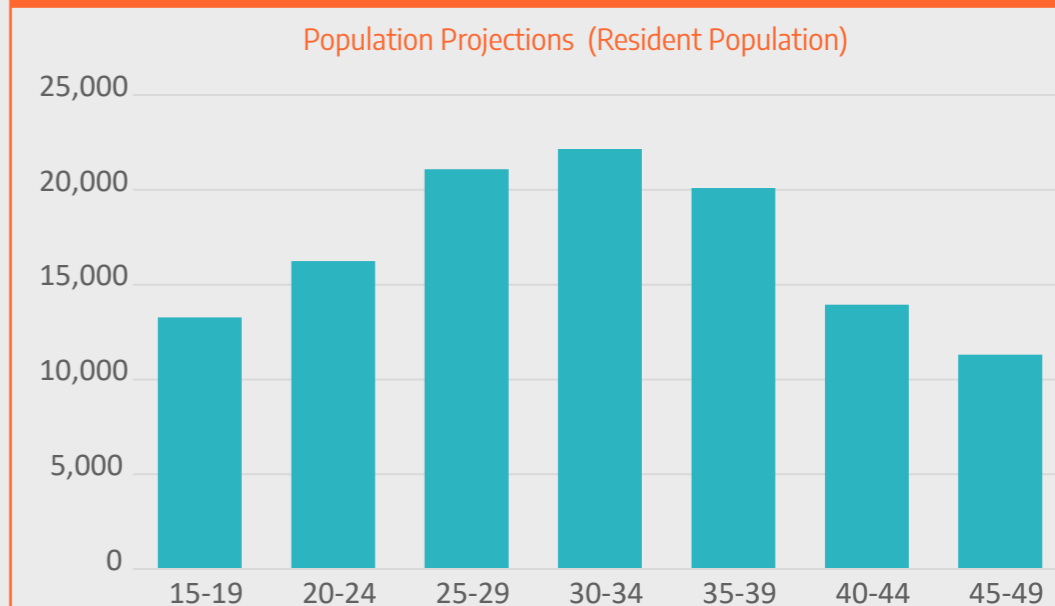
Total elderly population accounts for 19,528 during the year 2021. Among the elderly population, most are found in the age band 65-69 years. However 75-79 is the only age band where women dominates the population.



"Sexual and reproductive health services are essential, not optional." —

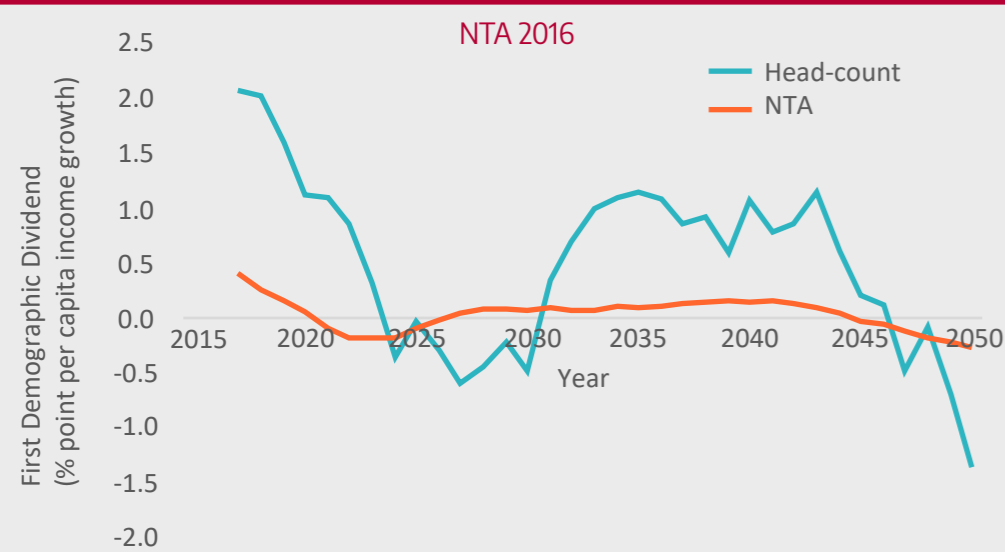
UNFPA Executive Director Dr. Natalia Kanem

Women of Reproductive Age, 2021



In 2021 there are 118,103 women in reproductive ages (15-49 years) in the country. Half of them live in 186 inhabited islands, across the nation. Easy access to family planning services and contraceptives are needed in all islands.

Maldives Demographic Dividend, 2015 - 2050



Maldives population consist of more young people now. The demographic dividend is the economic growth potential that can result from shifts in a population's age structure, mainly when the share of the working-age population is larger than the non-working-age share of the population. The first demographic dividend phase for Maldives is ending in 2020, with some rebound, between 2026 and 2044, based on NTA 2016 estimates of the support ratio (NTA orange line).

Note:

* Support ratio is the number of workers available to support a consumer in an economy.
* Head-count ratio is the proportion of population aged 25 to 64 years (considered as prime age working group) relative to the population aged <25 and 65+ years

"I reiterate my support to harness the demographic dividend through investing in adolescents' and youth's education, employment opportunities, and health, including family planning and sexual and reproductive health services."

- Hon. Mohamed Aslam

Minister of National Planning, Housing & Infrastructure

Median Age of Marriage & Median Age at Birth of First Child

Demographic Health Survey (DHS) 2016-17

Median Age at First Marriage

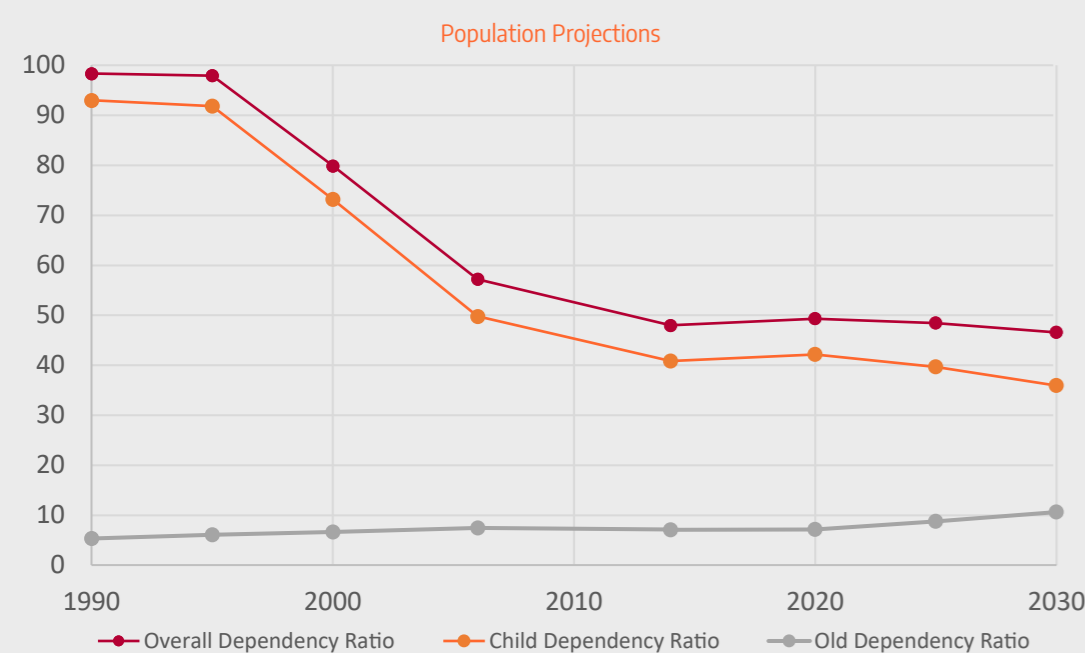
24.7 years

20.9 years

Median age at first birth among women aged 25-49 years

23.2 Years

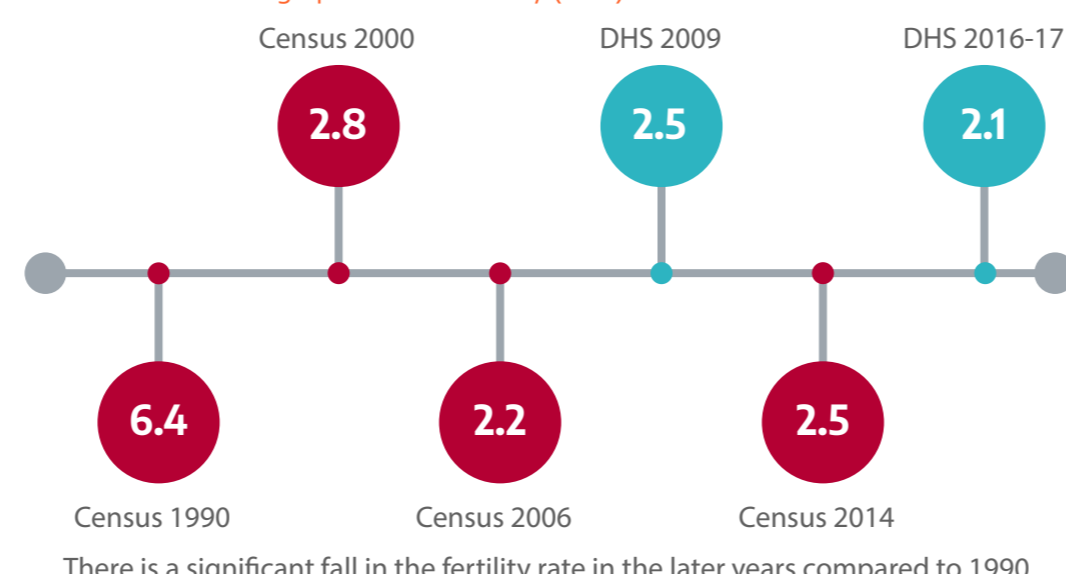
Overall dependency Ratio, Child dependency Ratio and Old Dependency Ratio, 1990-2030



The demographic dependency ratio is a measure showing the number of dependents, aged 0-14 years and over the age of 65, to the working age group 15 to 64 years. Maldives has been characterised by high dependency ratio over the past (due to high child population and high fertility rate). The overall dependency ratio has improved from 98 to 48 by 2020 (1 dependent for 2 people of the working age)

Fertility, 1990 - 2017

Demographic Health Survey (DHS) 2016-17 & Census 2014



There is a significant fall in the fertility rate in the later years compared to 1990.

The total fertility rate (TFR) calculated in DHS 2016-17 is **2.1** children per woman, which means that the Maldives has reached what is known as replacement level fertility, or the level at which a population exactly replaces itself from one generation to the next.

DHS 2016-17

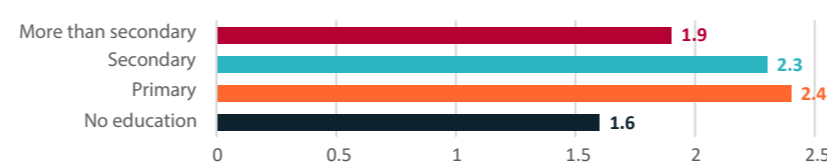
Fertility by locality

DHS 2016-17



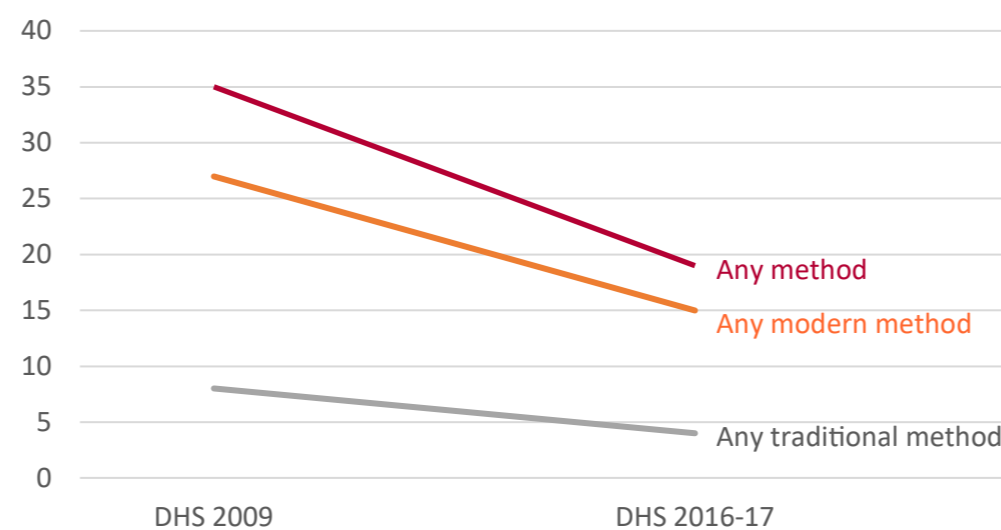
Fertility by education

DHS 2016-17



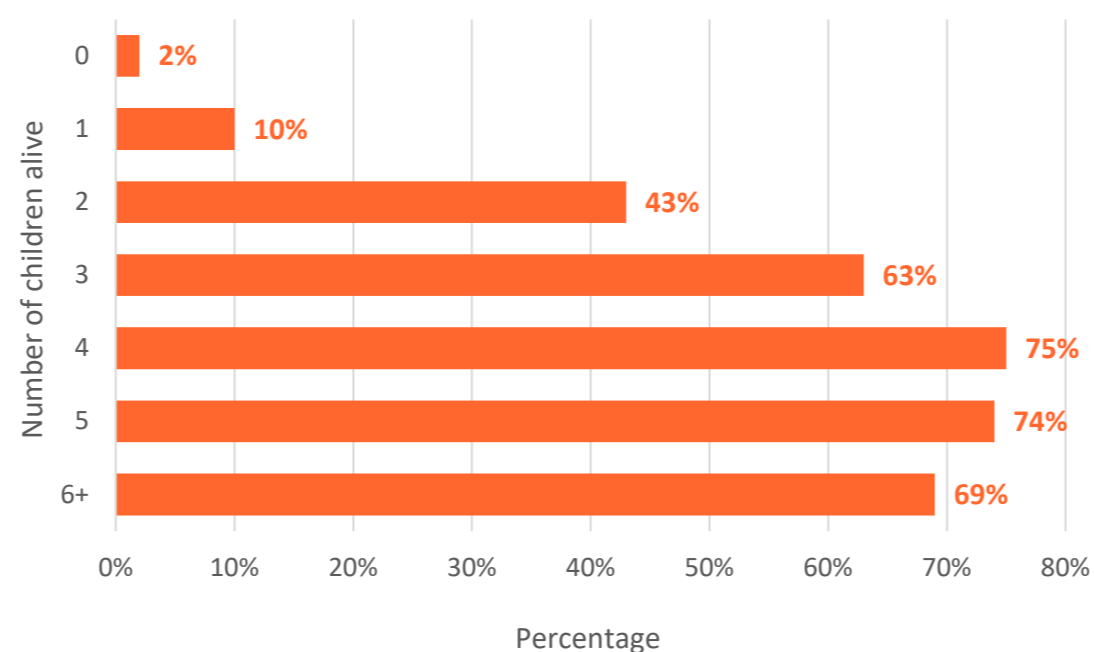
Percentage of currently married women using a contraceptive method

Demographic Health Survey (DHS) 2016-17



Percentage of Women Who Do Not Want More Children, by Number of Children Alive, 2016-17

Demographic Health Survey (DHS) 2016-17




"Let us work together to uphold the right to decide when and if to have a family and let us stand up for the rights and choices of all women and girls"

UNFPA Executive Director Dr. Natalia Kanem

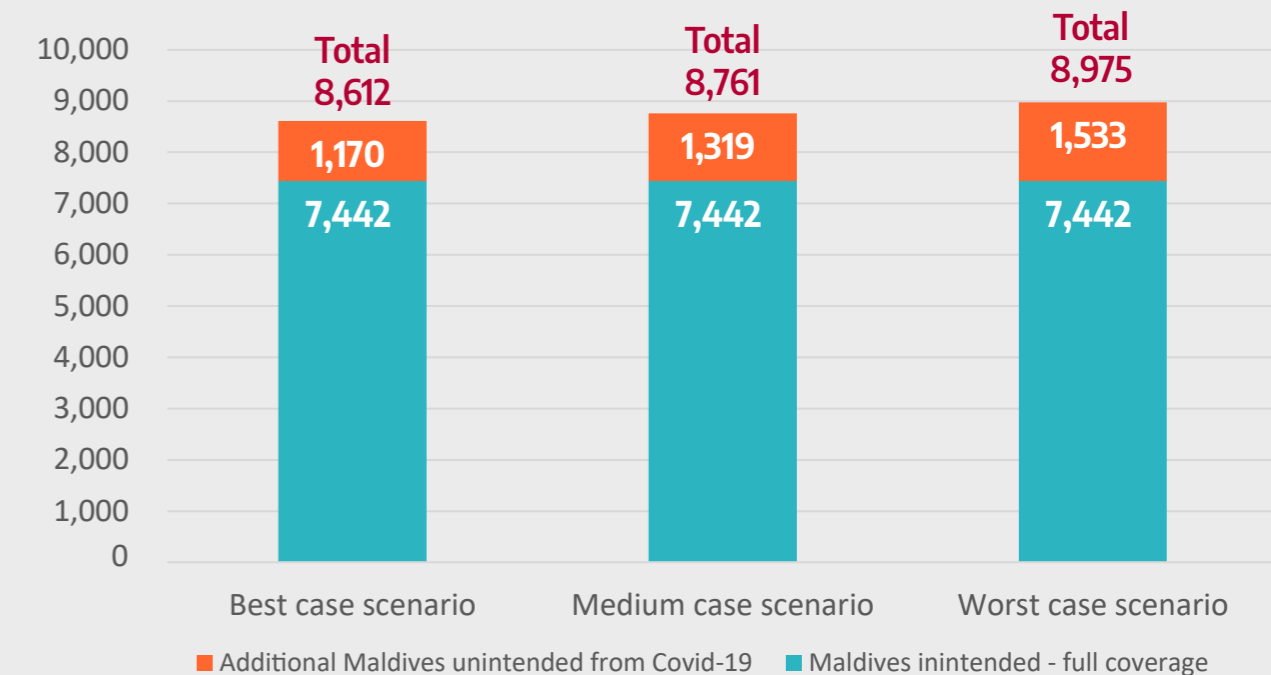
Unintended Pregnancies

Teenage Motherhood
DHS 2016-17



Maldives Unintended Pregnancies 2020, Covid-19 Impact

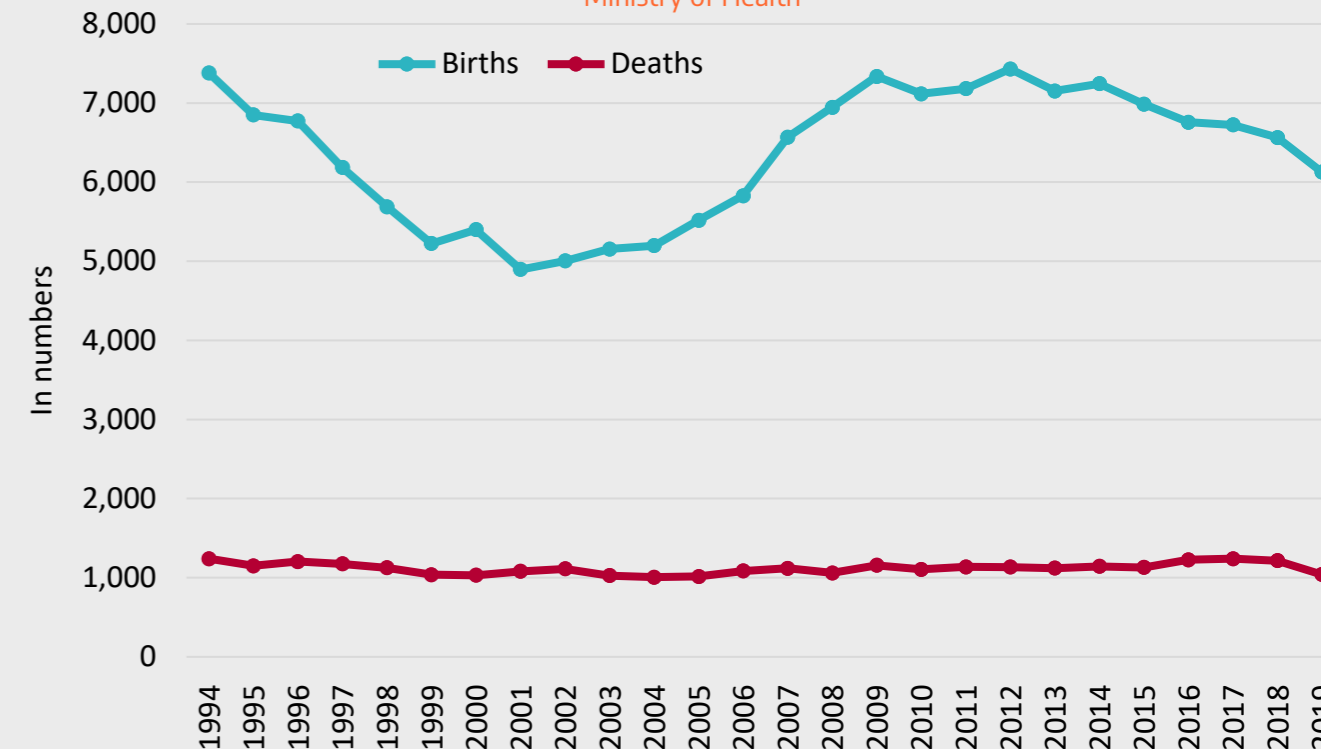
The impact of COVID-19 on maternal health and family planning in Maldives, UNFPA 2020



Number of unintended pregnancies is estimated to increase by **2** per day due to COVID19, from pre-pandemic levels of **10** per day during 2020 and 2021

Births and Deaths, 1994-2019

Ministry of Health



There were 48 Covid deaths in 2020, accounts for 5% of total deaths "

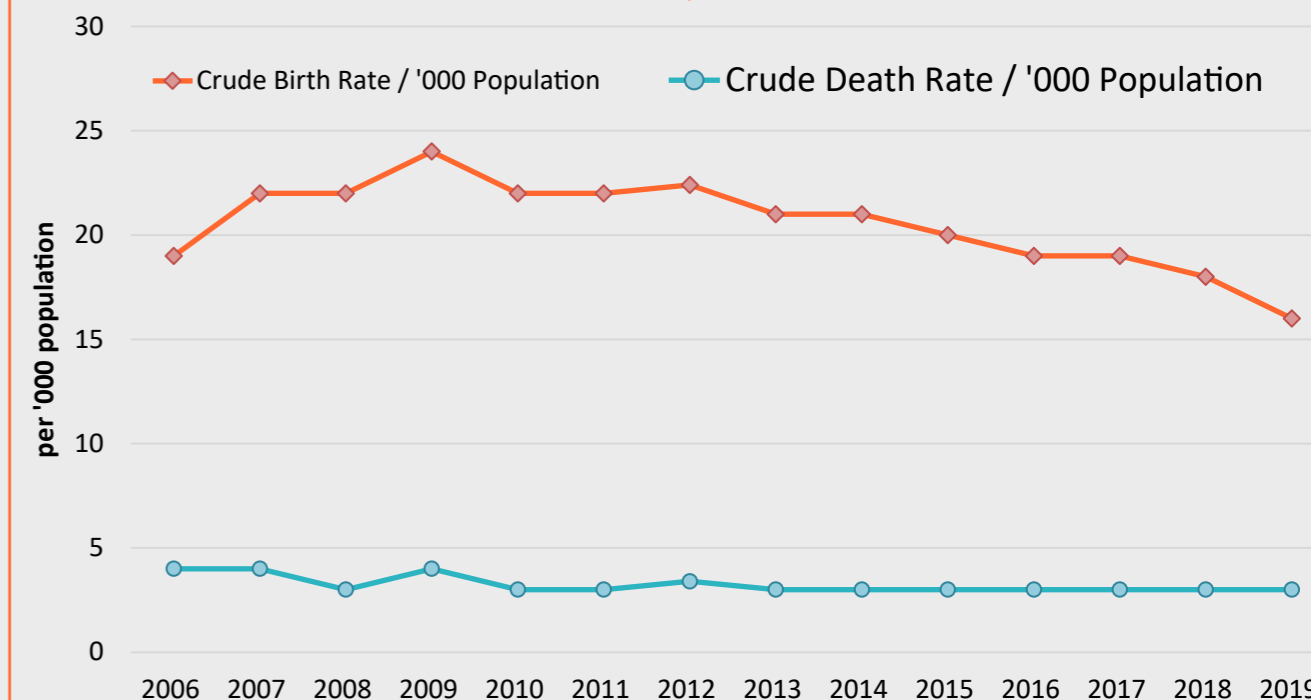
1,010

Total Deaths

Note: 2020 deaths data are tentative and subject to change after verification.

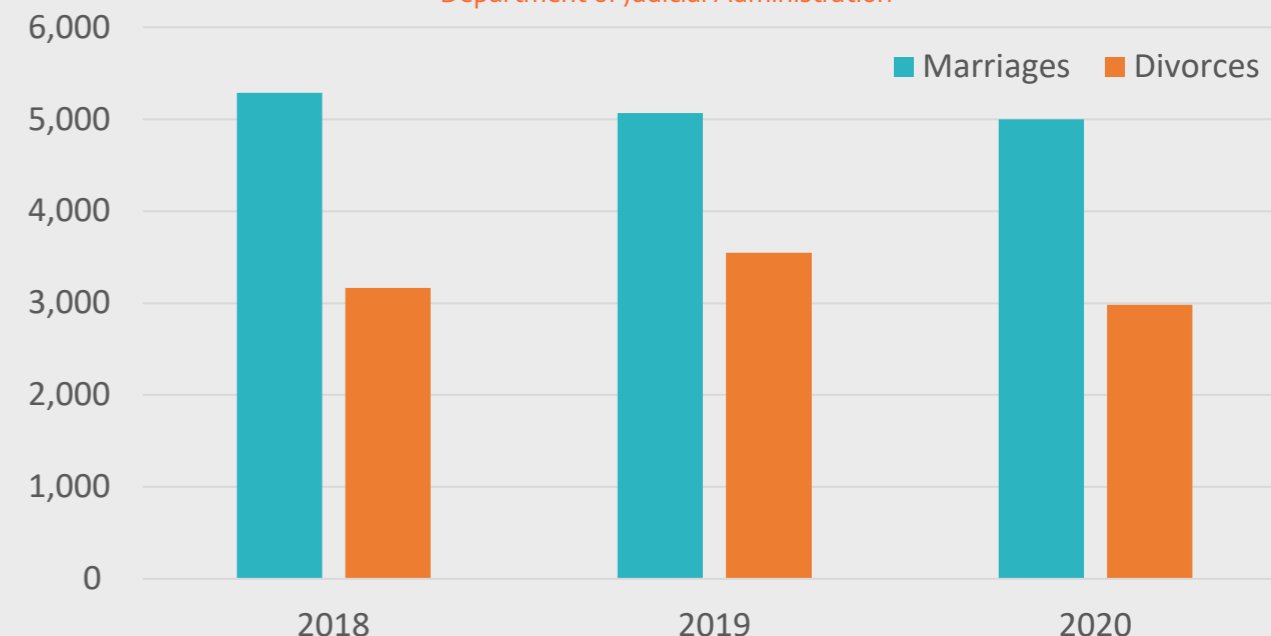
Crude Birth Rate and Crude Death Rate 2006-2019

Ministry of Health



Marriages & Divorces, 2018 - 2020

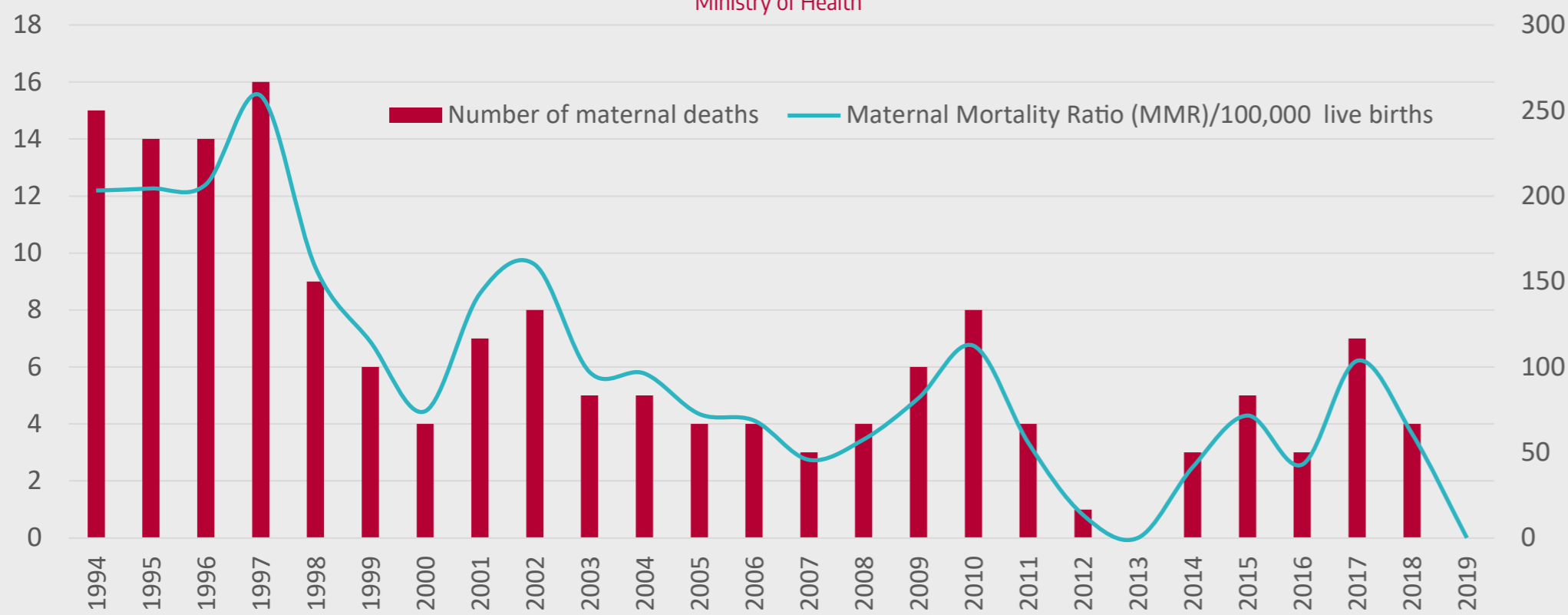
Department of Judicial Administration



While the total number of marriages declined at a slow pace, the number of divorces significantly increased from 2018 to 2019 and then again fell during the year 2020.

Number of Maternal Deaths and Maternal Mortality Ratio, 1994 -2019

Ministry of Health



Maternal Deaths

2017 (7 deaths)

2018 (4 deaths)

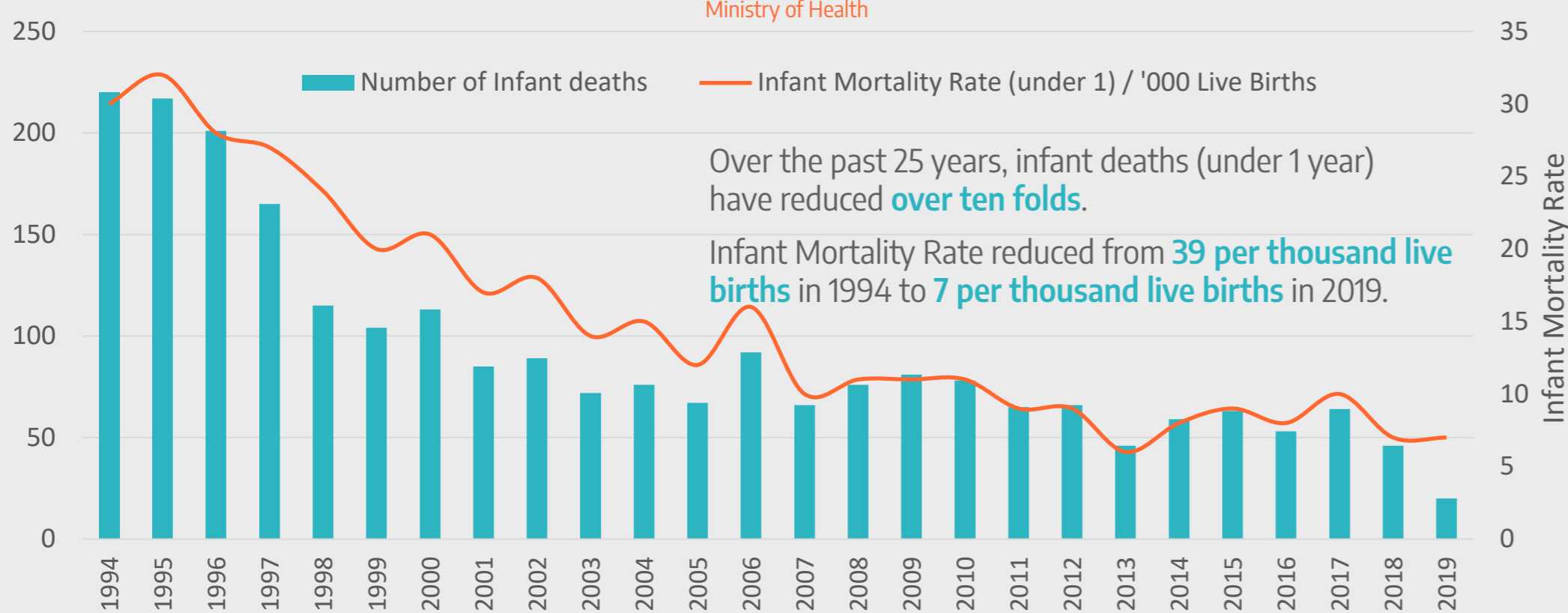
2019 (0 deaths)

2020 (2 deaths)

Note: 2020 deaths data are tentative and subject to change after verification.

Number of Infant Deaths and Infant Mortality Ratio, 1994 -2019

Ministry of Health



Infant Deaths

2017 (64 deaths)

2018 (46 deaths)

2019 (20 deaths)

2020 (45 deaths)

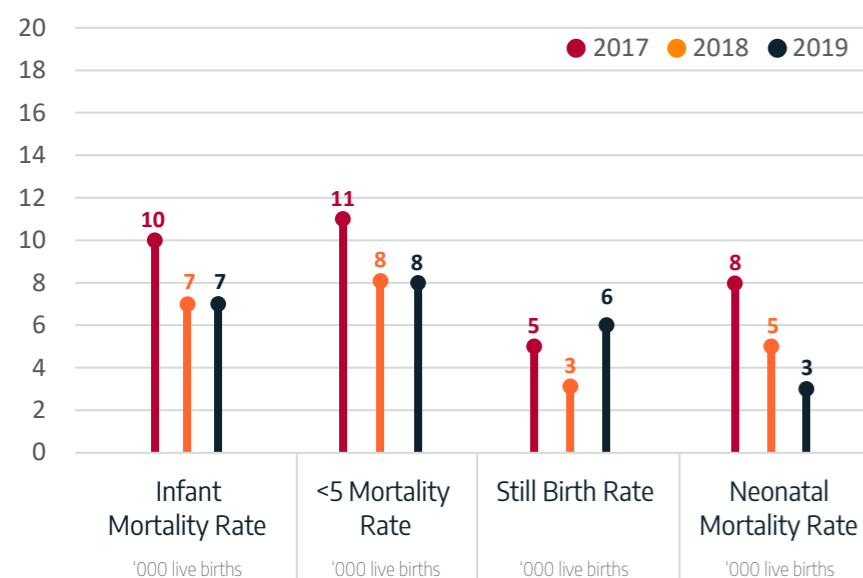
Under 5 Deaths

2020 (48 deaths)

Note: 2020 deaths data are tentative and subject to change after verification.

Vital Statistics of Maldives, 2017 - 2019

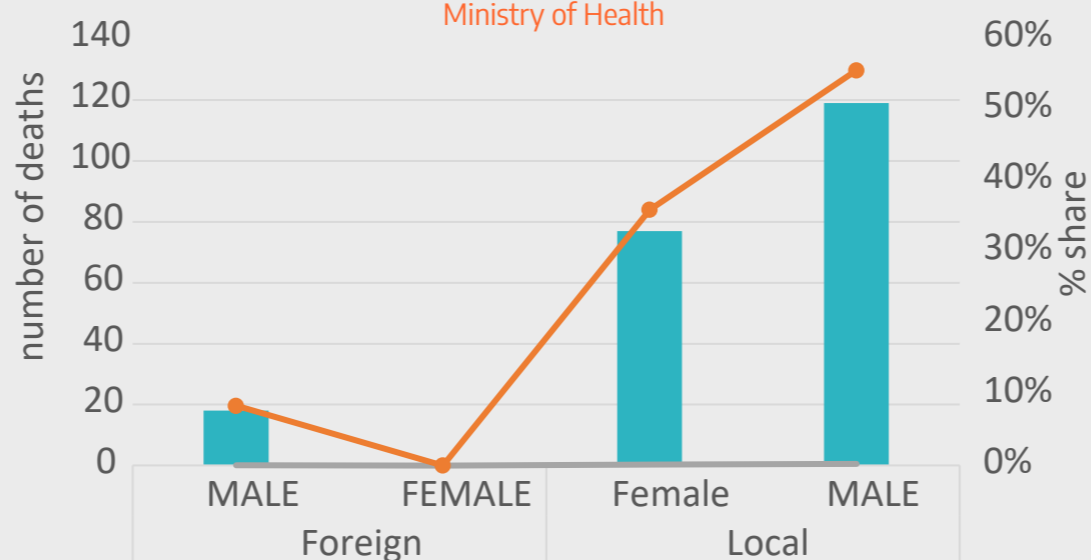
Ministry of Health, 2019



Rates are calculated using the Resident population of 2017 - 2019. Tentative deaths for 2018 and 2019 are subject to change.

Covid-19 death, as of 10 July 2021

Ministry of Health



A total of 214 covid-19 deaths recorded by 10 July 2021. Of these 64 % are males, 8% are foreigners. Elderly persons (65+ years) account for 74% of these deaths

Expatriate Employment 2020

Maldives Immigration

Total Expatriate Employment
138,728

127,947 10,781

38% of the expats work in the Construction Industry

18% of the expats work in the Tourism Industry

8% of the expats work in the Whole sale & retail trade; repair of motor vehicles, motor cycles & personal household goods Industry

8% of the expats work in the Hotels & Restaurants Industry

Covid-19 Updates

Health Protection Agency, Updates for 6th July 2021

Total Cases
67,538

Recoveries
46,334

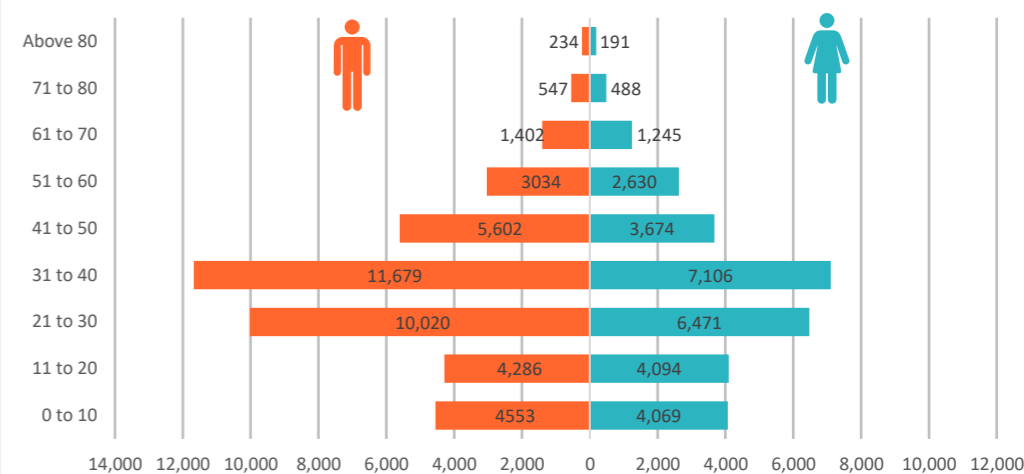
Recovery rate
68.60%

Active Cases
21,044

Hospitalised
191

Total Deaths
214
As of 11th July 2021

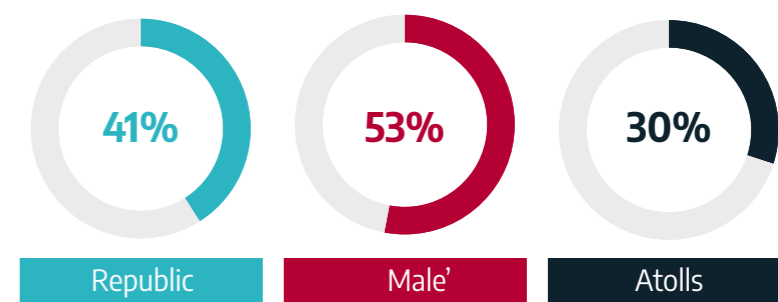
Age and Sex Distribution of COVID-19 Cases



As of 10 July total Covid cases is 74,993 and among these 42% are females. 456 days has now passed since the first ever case was found from Maldives.

Migration, 2019

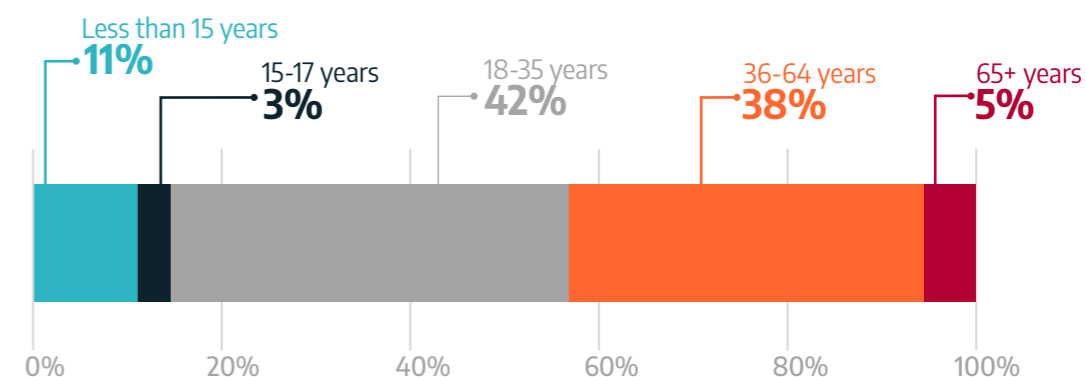
Household Income & Expenditure Survey 2019



More than half of the population living in Male' are migrants.

Migrants by broad age group, 2019

Household Income & Expenditure Survey 2019



Main Reason for Migration (Republic), 2019

Household Income & Expenditure Survey 2019

