

# Maldives in Figures

## May 2021

**Population** *Resident population projections (Republic), 2021*  
**568,362**



204,612




363,750



**Life Expectancy**  
**87 years**  
*2015*

### Location & Area



Area (including sea):  
 115,300 sq. km  
 E.E.Z: 859,000 sq. km

**1,192**  
 Total Islands

**187**  
 Inhabited Islands

**164**  
 Tourist Resorts

### Consumer Price Index (Inflation)

(April 2021)



**0.08**  
 Republic



**0.11**  
 Male'



**0.05**  
 Atolls

The Consumer Price Index for all groups CPI rose by +0.08% in April 2021, compared to the fall by -0.20% in March 2021

### Tourism (April 2021)

*Ministry of Tourism*

In April 2021, there were 91,200 tourist arrivals, where it showed a decline of 16.8 percent when compared to March 2021.

**91,200**  
 Tourist Arrivals

**47,661**  
 Beds in operation

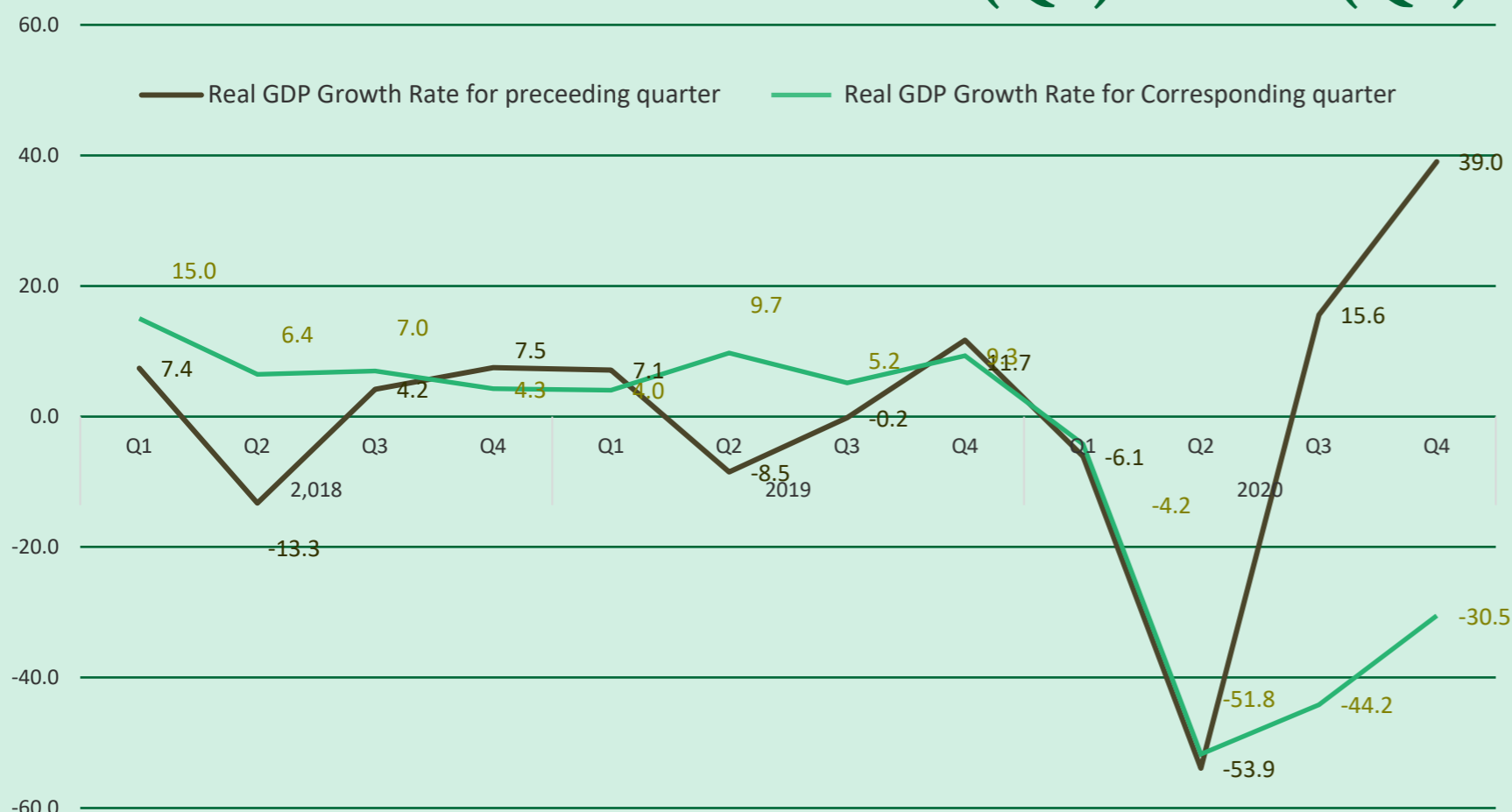
**736,171**  
 Bednights

**53,896**  
 Registered Bed capacity (Numbers)



### Quarterly National Accounts, 2018 - 2020

#### Real GDP Growth Rate 2018 (Q1) - 2020 (Q4)



### Covid cases of Maldives *as of 6 June 2021*

*Health Protection Agency*



**67,538**  
 Total confirmed cases



**21,044**  
 Active cases

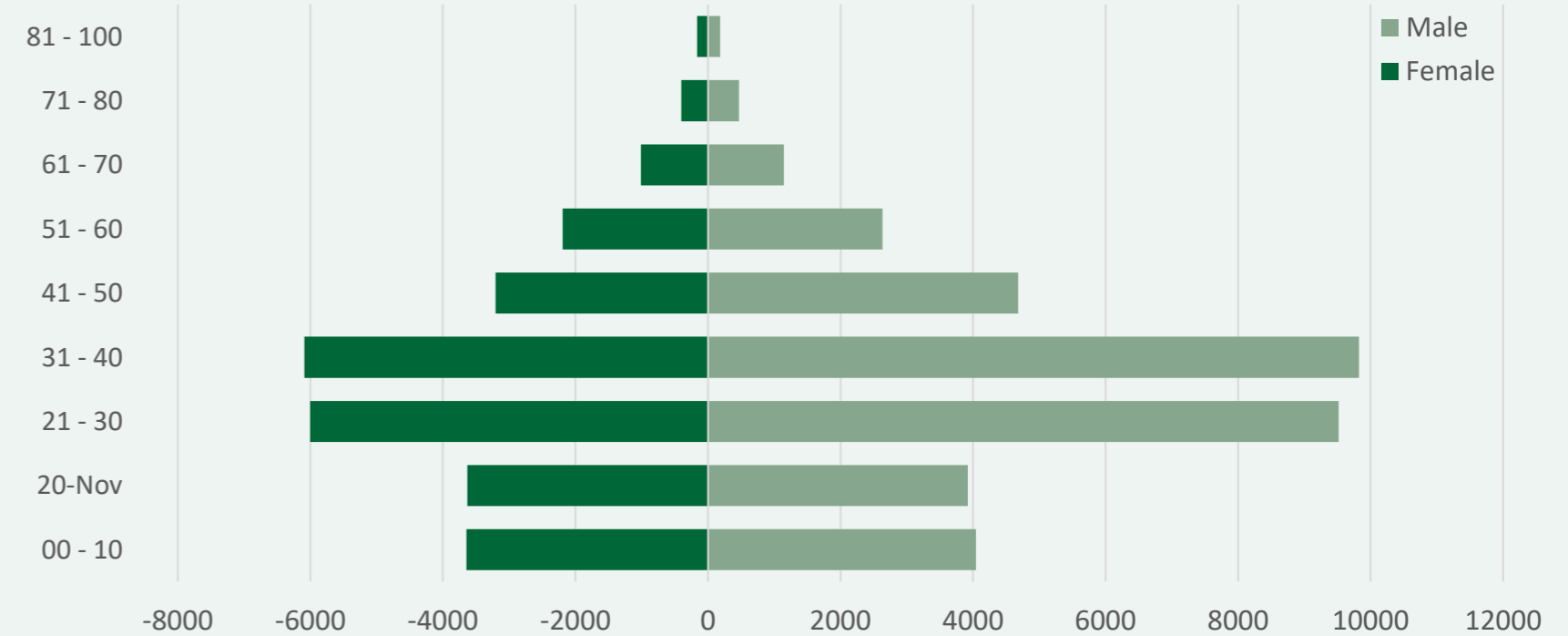


**46,334**  
 Recovered cases

**182**  
 Deaths

#### Number of Cases Distributed by Age and Sex

*as of 6 June 2021*



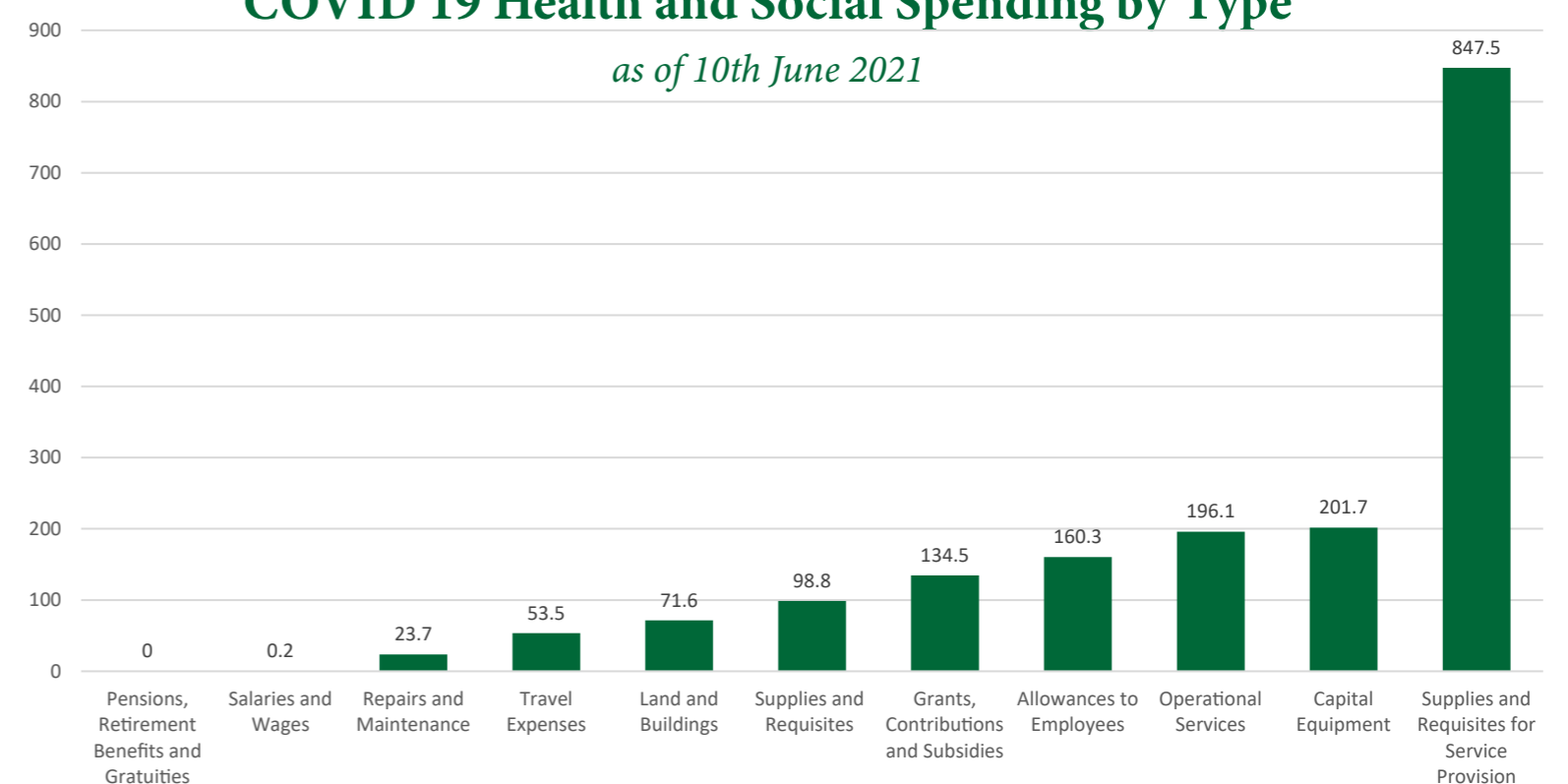
### COVID-19 SPENDING

*Ministry of Finance*

Total Health & Social Spending: 1,788.0 (Million MVR)

#### COVID 19 Health and Social Spending by Type

*as of 10th June 2021*



Total Economic Response Spending: 1,743.4  
 (in millions of MVR) *as of 10th June 2021*

**1,153.5**  
 Covid-19 Recovery Loan Scheme

**420.9**  
 Income Support Allowance  
*18,534 individuals assisted*

**143.0**  
 Discount on Electricity Bills

Support for businesses  
 (Count)

BML: 419  
 SDFC: 2,117

<https://www.finance.gov.mv/public/attachments/AHHfj1PXJQFP-kH8Ds82NFZ39J0SSjy9uHudlWOZs.pdf>

# Maldives in Figures

## May 2021

### International Trade (April 2021)

Maldives Customs



**2.923**  
Imports  
*(In Billion MVR)*



**0.14**  
Exports  
*(In Billion MVR)*

The value of exports showed a decline in April 2021 when compared to March 2021. The total value of exports in April 2021 is 142.4 million MVR (fob).

The value of imports also declined by 16 percent in April 2021 when compared to March 2021. The total value of imports in April 2021 is 2,922.8 million MVR (cif).

### Communication

(April 2020)



**14,335**  
Total Fixed Lines



**315,263**  
Total Internet Subscriptions



**724,867**  
Total Mobile Subscribers

### Pension

MPAO

#### Maldives Retirement Pension Scheme Contributions

**39%**  
Public

**61%**  
Private

(April 2021)

**2,004**  
Establishments

**94,229**  
Employees

*Employees of gov. agencies & public institutions account for 40% and those employees of hotels, tourist resorts, travel agencies account for 19% among the contributions received in March 2021.*

### Finance

(April 2021)



**1,545.4**  
Total Revenue & Grants  
*(In Million MVR)*



**2,295.6**  
Total Expenditure  
*(In Million MVR)*



**(604.8)**  
Primary Balance (DEFICIT)  
*(In Million MVR)*



**(750.2)**  
Overall Balance (DEFICIT)  
*(In Million MVR)*

### Money & Banking

(April 2021)

**46,315.4** million MVR  
Total Liquidity (M2)

**8,883.0** million MVR  
Net Foreign Assets

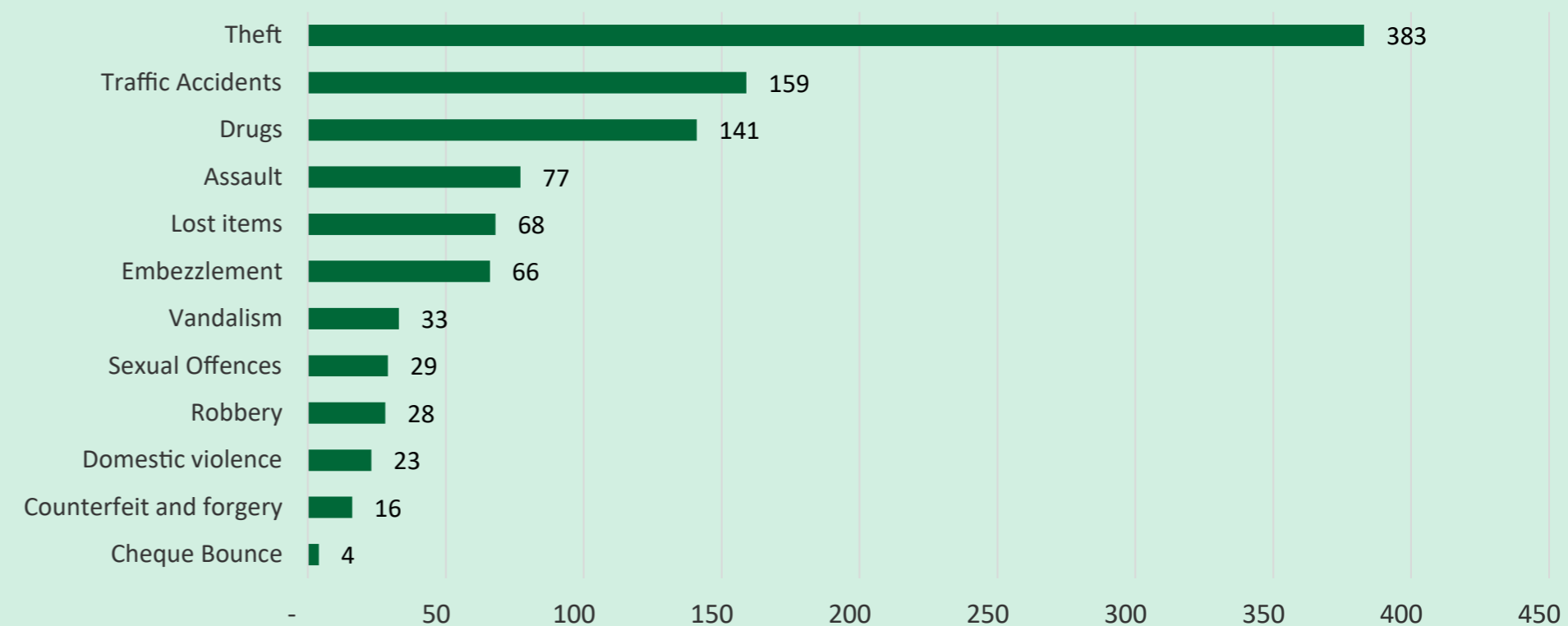
**57,421.1** million MVR  
Domestic Credit

**47.1**  
Dollarisation Ratio

**878.0** million USD  
Gross International reserves


### Offences Reported to Police

(April 2021)



### Fisheries (April 2021)

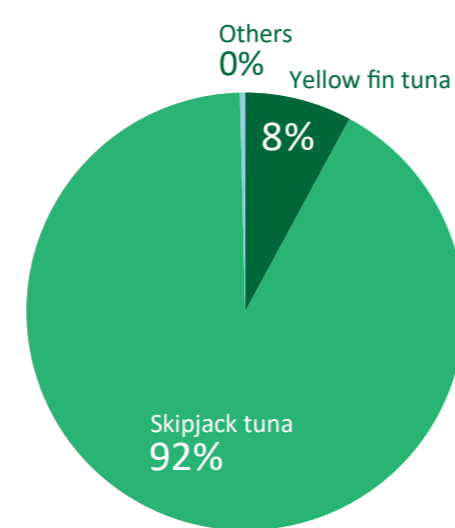
Ministry of Fisheries



**6.0**  
Total Fish Purchases  
*(In '000 MT)*

The quantity of fish purchases in April 2021 showed an increase of 7.6 percent when compared to March 2021.

#### Fish Purchases - April 2021



### Intra and inter Atoll ferry passenger movement

MTCC  
(April 2021)

**1,522**  
Zone 4:  
M, F, Dh

**5,304**  
Zone 1:  
HA, Hdh, Sh

**3,218**  
Zone 2:  
N, R, B, Lh

**1,339**  
Zone 3:  
K, Aa, ADh, V

**1,547**  
Zone 5:  
Th, L

**1,569**  
Zone 6:  
Ga, Gdh

### Electricity & Water



**618'000** CBM  
Water Distribution (Male')  
(April 2021)

The value of water distributed across Male' area was 820 ('000 CBM) at the end of April 2021, which increased by 3 percent compared to March 2021.



**30,644** '000 kWh  
Electricity Production (Male')  
(December 2020)

The value of electricity produced for Atolls was 28,947 ('000 kWh) at the end of December 2020, which showed an increase of 6 percent compared to November 2020.