




MARCH  
2021

**INTERNATIONAL**  
**WOMEN'S**  
*day*

**WOMEN IN LEADERSHIP:**  
**ACHIEVING AN EQUAL FUTURE IN A COVID-19 WORLD**



NATIONAL BUREAU OF STATISTICS  
MINISTRY OF NATIONAL PLANNING, HOUSING & INFRASTRUCTURE



**TOTAL POPULATION:**

**568,362**

**36% ARE WOMEN**

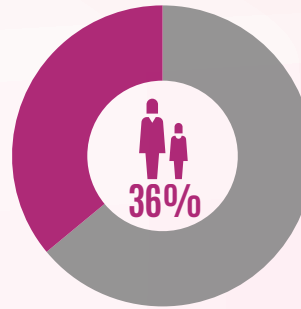
**WOMEN POPULATION**



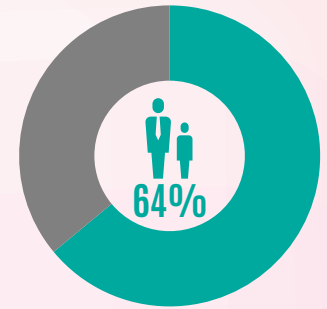
**MALE  
44%**



**ATOLLS  
56%**



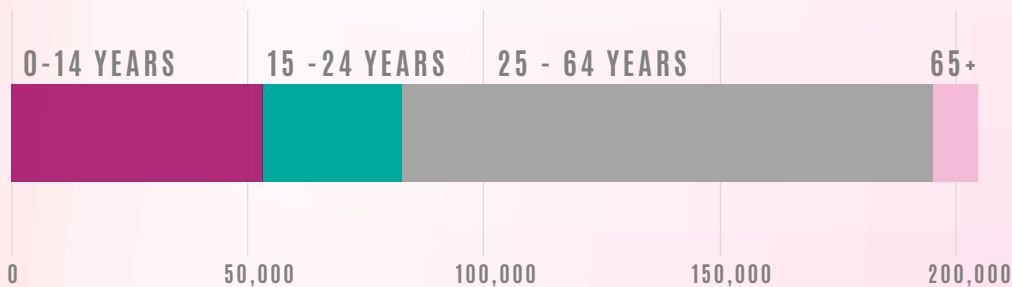
**204,612**



**363,750**

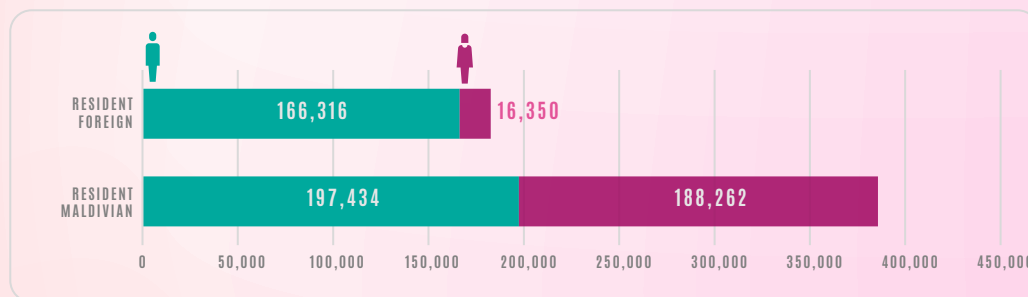
## RESIDENT WOMEN POPULATION, 2021

**204,612**




From the Population Projections 2021 women population, 29,502 are youth (15-24 years). This is 14% of the total women population of 2021.

## RESIDENT MALDIVIAN AND FOREIGN POPULATION, 2021



From the Population Projections 2021 women population, 16,350 are foreigners, which is 8% of the total women population.



**WOMEN HEALTH**  
COVID 19 UPDATES  
AS OF 7 MARCH 2021



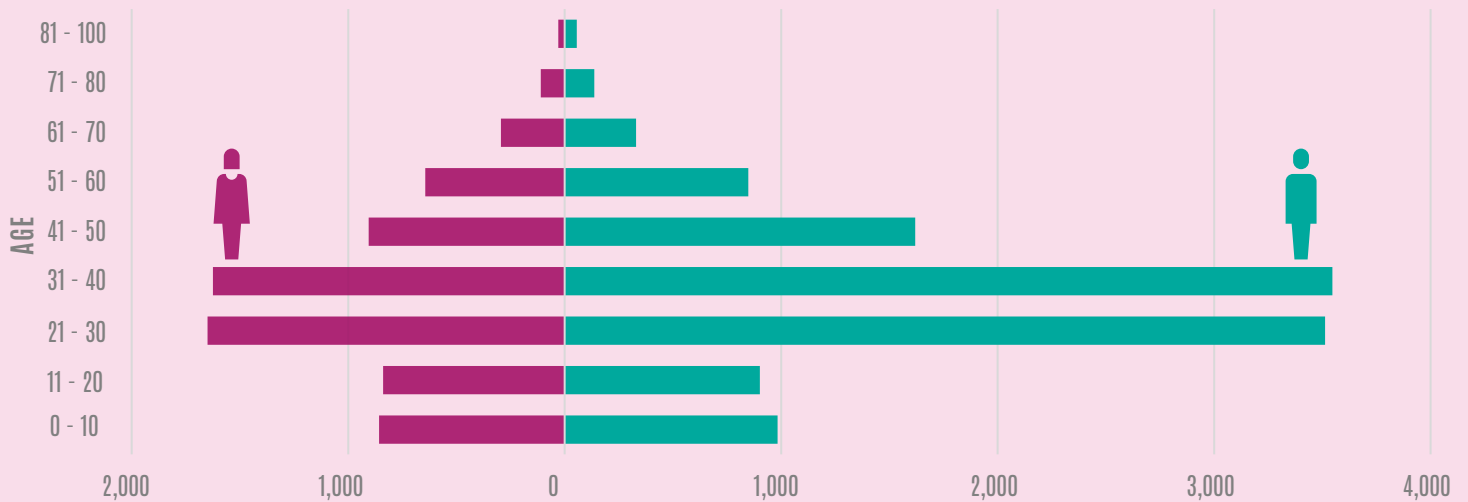
TOTAL NUMBER  
OF CASES  
**20,565**



TOTAL ACTIVE  
CASES  
**2,659**

TOTAL  
RECOVERED  
CASES  
**17,837**

**AGE AND SEX DISTRIBUTION OF COVID-19 CASES**  
AS OF 7 MARCH 2021



**COVID-19 CASES OVER TIME**  
FROM 7 MARCH 2020 TO 7 MARCH 2021

**7,238**  **13,304**  
35.2%  64.7%

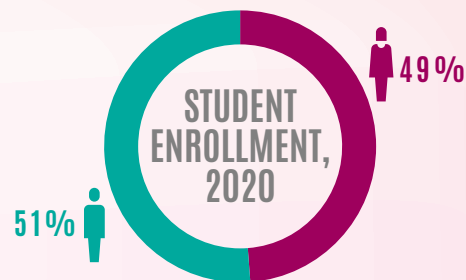


## GIRLS EDUCATION

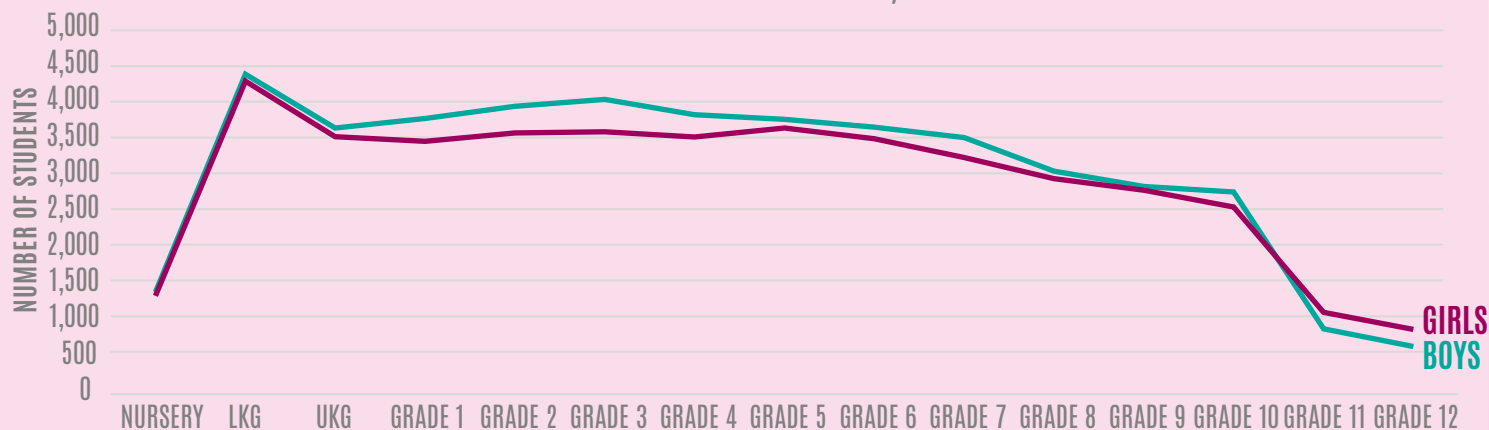
MINISTRY OF EDUCATION

A total of **90,565** students enrolled in the schools of Maldives during the year 2020.

Out of which **38%** of students are enrolled in schools located at Male!



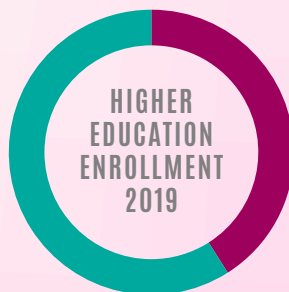
## STUDENT ENROLLMENT, 2020



## WOMEN IN HIGHER EDUCATION

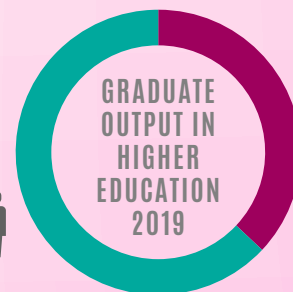
MINISTRY OF HIGHER EDUCATION

**59%**  
5,740




**41%**  
8,259

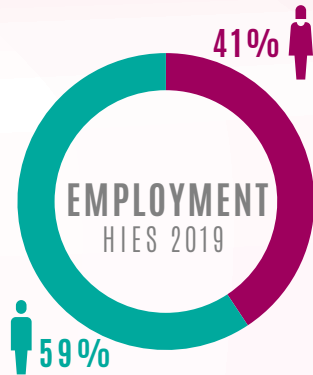
**63%**  
1,976



**37%**  
3,364

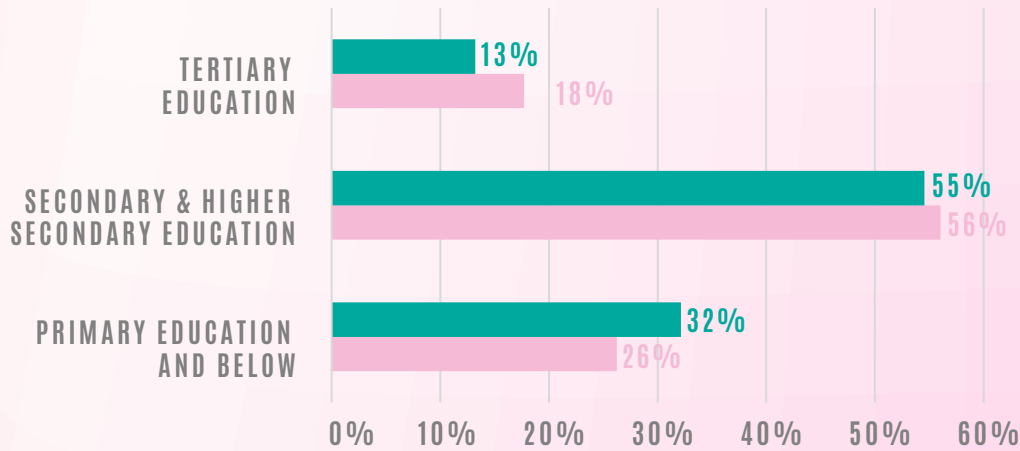


## WOMEN EMPLOYMENT HIES 2019



	NUMBER OF WOMEN	% OF WOMEN
LABOUR FORCE	77,421	40%
EMPLOYMENT	73,717	41%
UNEMPLOYMENT	3,704	37%
POTENTIAL LABOUR FORCE	13,840	74%

## EDUCATION LEVEL OF EMPLOYED POPULATION, 2019



From the education level of employed population, highest percentage of them has completed secondary and higher secondary education.

## LABOUR FORCE PARTICIPATION RATE 2019



## UNEMPLOYMENT RATE 2019



OUT OF 169,729 WOMEN 15 YEARS AND ABOVE 43.4% ARE IN EMPLOYMENT



**WOMEN EMPLOYMENT**  
HIES 2019

**PROPORTION OF  
WOMEN IN  
MANAGERIAL  
POSITIONS**

**22%**

**NEET**

NEITHER IN EDUCATION, EMPLOYMENT OR TRAINING

**15%**  
(18-35 YEARS)

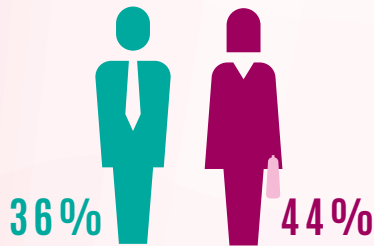


**41%**  
(18-35 YEARS)

**25%**  
(15-24 YEARS)

**30%**  
(15-24 YEARS)

## INFORMAL EMPLOYMENT



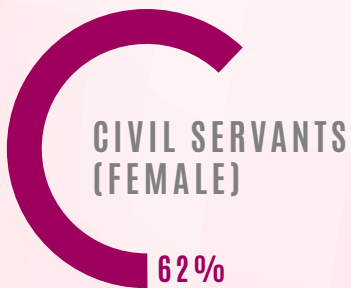
More women work in informal employment than men

## AVERAGE HOURS USUALLY WORKED PER DAY

**MAIN JOB**

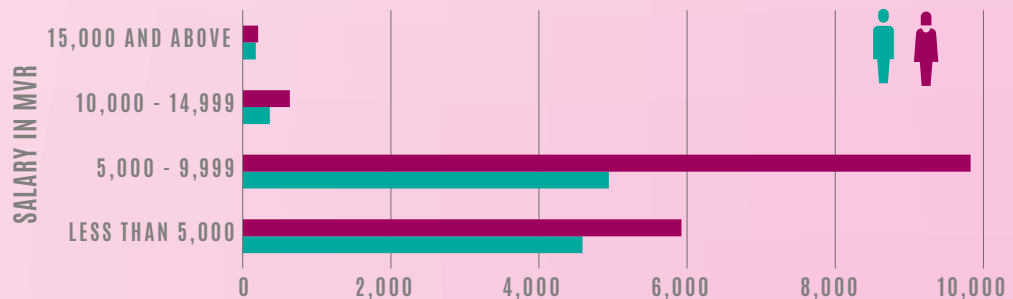


**HOUSEHOLD WORK**



**WOMEN EMPLOYMENT**  
CIVIL SERVICE COMMISSION

## CIVIL SERVANTS CLASSIFIED BY BASIC SALARY, 2020





## WOMEN IN SELECTED PROFESSIONS

**33%** **6 OUT OF 18**  
CABIT MEMBERS ARE  
WOMEN  
2020

**72%** **7,676 OUT OF 10,615**  
TEACHERS ARE WOMEN  
2020

**16%** **33 OUT OF 203**  
SOE BOARD MEMBERS  
ARE WOMEN  
2021

**6%** **37 OUT OF 617**  
LOCAL COUNCILLORS ARE  
WOMEN  
2020

**14%** **635 OUT OF 4,409**  
POLICE PERSONNEL ARE  
WOMEN  
2020

**53%** **57 OUT OF 107**  
PROSECUTION PERSONNEL  
ARE WOMEN  
2020

**5%** **4 OUT OF 87**  
PARLIAMENT MEMBERS  
ARE WOMEN  
2020

**8%** **15 OUT OF 188**  
JUDGES/MAJISTRATES  
ARE WOMEN  
2020

**36%** **425 OUT OF 1,194**  
DOCTORS ARE WOMEN  
2019

**87%** **2,522 OUT OF 2,913**  
NURSES ARE WOMEN  
2019



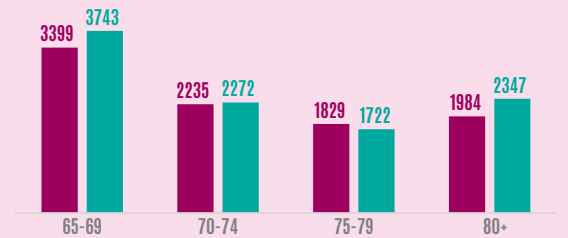
## ELDERLY WOMEN

### ELDERLY POPULATION, 2021



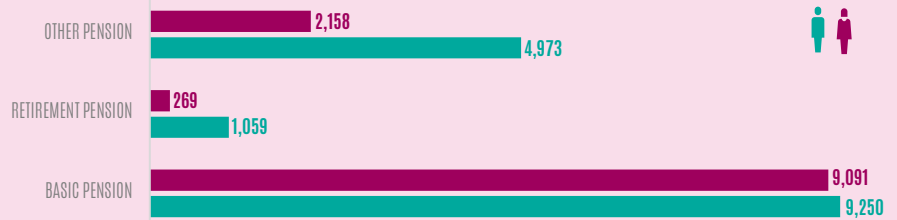
POPULATION PROJECTIONS 2021

### AGE DISTRIBUTION OF ELDERLY POPULATION, 2021



MINISTRY OF GENDER, FAMILY AND SOCIAL SERVICES

### BENEFICIARIES BY PENSION SCHEME, 2020



MALDIVES PENSION ADMINISTRATION OFFICE



## CRIME MALDIVES POLICE SERVICE

### SHARE OF DETAINEES, 2020



### NUMBER OF VICTIMS, 2020



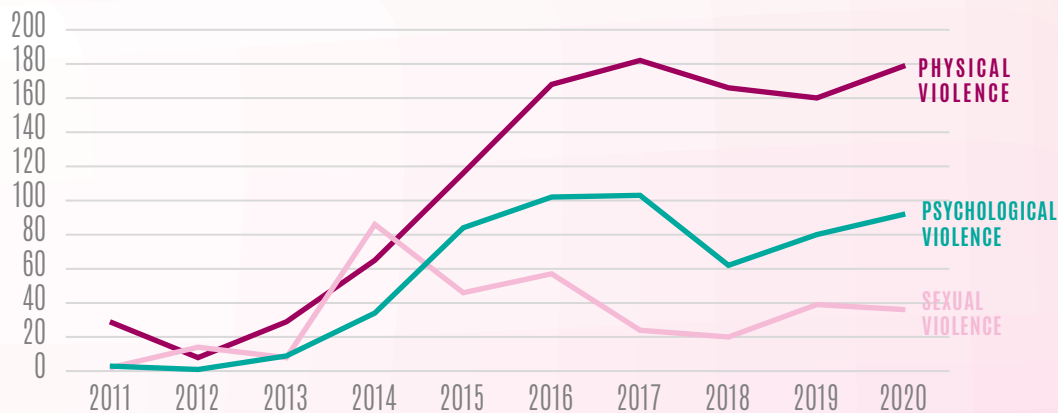
### DOMESTIC VIOLENCE CASES REPORTED, 2020







## REPORTED CASES ON VIOLENCE AGAINST WOMEN BY TYPE, 2011 - 2020



## REPORTED CASES ON VIOLENCE AGAINST WOMEN, 2020



**179**

CASES OF PHYSICAL VIOLENCE.

**36**

CASES OF SEXUAL VIOLENCE.

**92**

CASES OF PSYCHOLOGICAL VIOLENCE.

## REPORTED GENDER BASED VIOLENCE AND DOMESTIC VIOLENCE, 2020

