

# Maldives in Figures

December 2020

## Population Resident population projections (Republic), 2020

557,426



201,277




356,149



**Life Expectancy**  
87 years  
2015

## Location & Area



Area (including sea):  
115,300 sq. km  
E.E.Z: 859,000 sq. km

**1,192**  
Total Islands

**187**  
Inhabited Islands

**164**  
Tourist Resorts

## Consumer Price Index (Inflation)

(November 2020)



**0.125**  
Republic



**-0.02**  
Male'



**0.31**  
Atolls

The Consumer Price Index for all groups CPI rose by +0.12% in Nov 2020, compared to the rise by +0.02% in Oct 2020.

## Tourism (November 2020)

Ministry of Tourism

In November 2020, there were 35,759 tourist arrivals, where it showed a 66 percent increase when compared to October 2020. The tourist arrivals totals to 458,988 from Jan -Nov 2020.

**35,759**  
Tourist Arrivals

**38,045**  
Beds in operation

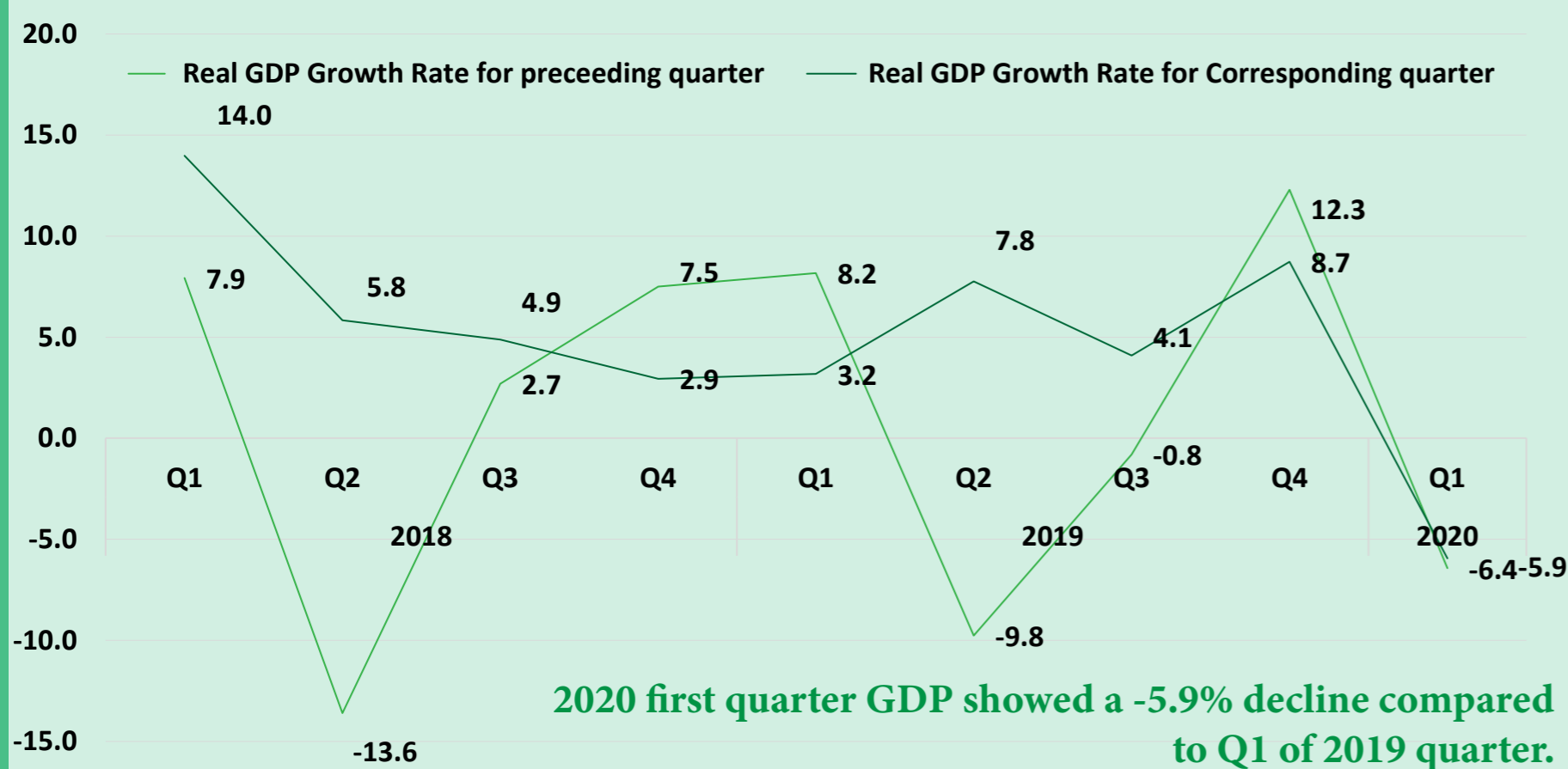
**277,552**  
Bednights

**53,106**  
Registered Bed capacity (Numbers)



## Quarterly National Accounts, 2018 - 2020

### Real GDP Growth Rate 2018 (Q1) - 2020 (Q1)



## Covid cases of Maldives as of 12th January 2021

Health Protection Agency



**14,159**  
Total confirmed cases



**740**  
Active cases

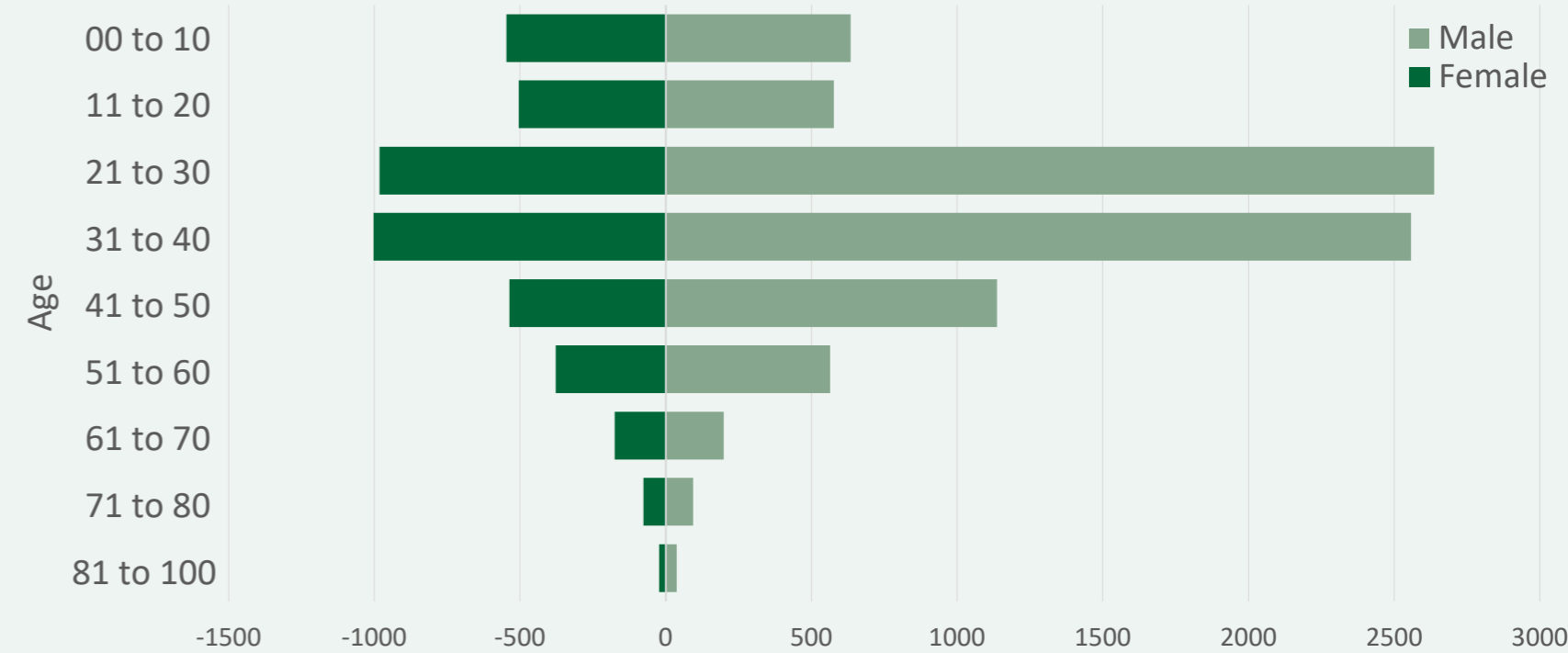


**13,362**  
Recovered cases

**49**  
Deaths

### Number of Cases Distributed by Age and Sex

as of 12th January 2021



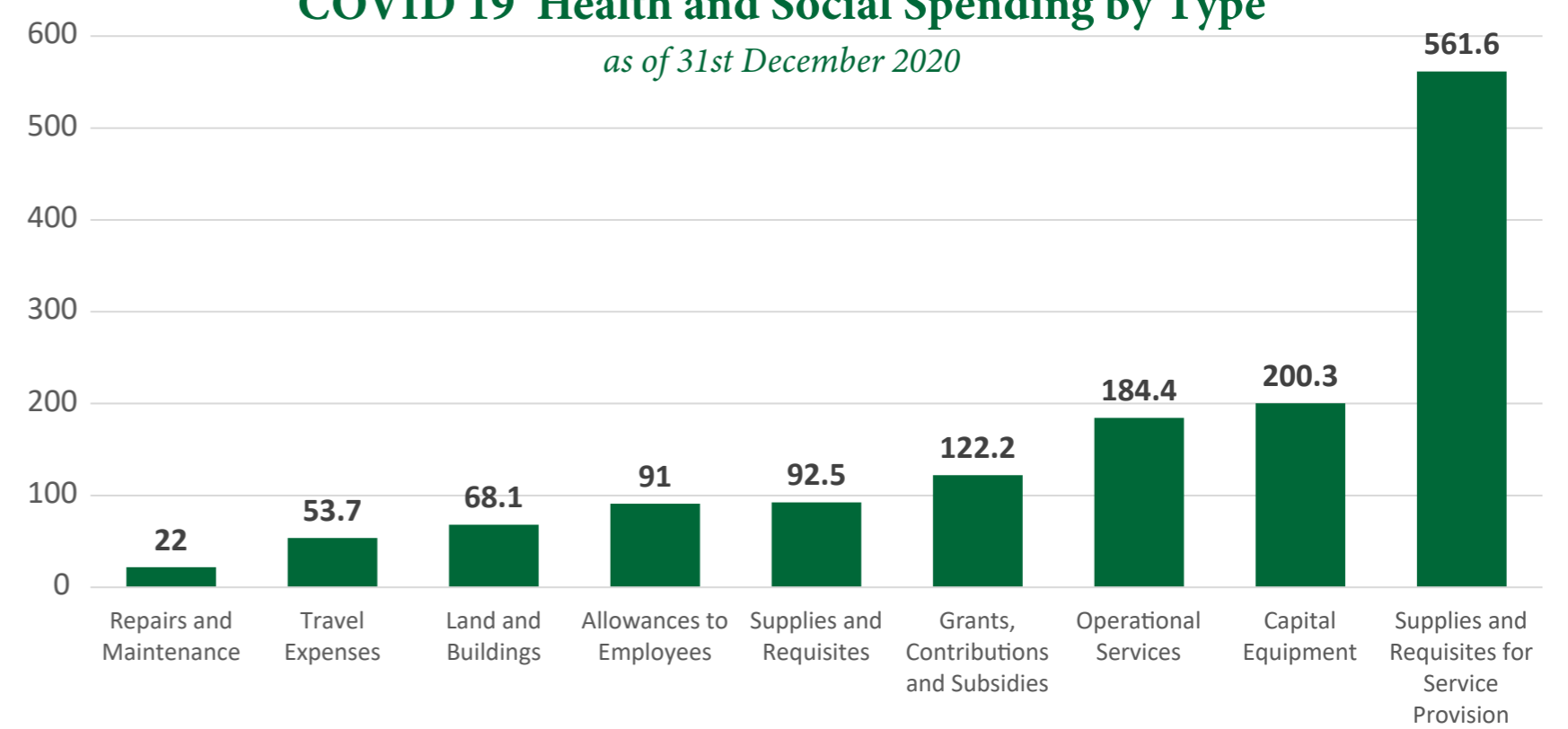
## COVID-19 SPENDING

Ministry of Finance

Total Health & Social Spending: 1,395.8 (Million MVR)

### COVID 19 Health and Social Spending by Type

as of 31st December 2020



Total Economic Response Spending: 1,492.4

(in millions of MVR) as of 31st December 2020

**1,153.5**  
Covid-19 Recovery Loan Scheme

**221.1**  
Income Support Allowance  
*17,147 individuals assisted*

**117.7**  
Discount on Electricity Bills

Support for businesses  
BML: 578.5  
SDFC: 346.0

<https://www.finance.gov.mv/public/attachments/4I6lCszIgfrQdL5-cy5l3dHbyWHF1t46XKW8ccph4.pdf>

# Maldives in Figures

## December 2020

### International Trade (November 2020)

Maldives Customs



**2.079**  
Imports  
(In Billion MVR)



**0.18**  
Exports  
(In Billion MVR)

The value of exports showed a decline of 38.6 percent in November 2020 when compared to October 2020. The total value of exports in November 2020 is 176.1 million MVR (fob).


The value of imports increased by 2.2 percent in November 2020 when compared to October 2020. The total value of imports in November 2020 is 2,079.8 million MVR (cif).

### Communication (September 2020)

(September 2020)



**14,983**  
Total Fixed Lines



**313,143**  
Total Internet Subscriptions



**735,249**  
Total Mobile Subscribers

### Pension (November 2020)

MPAO

#### Maldives Retirement Pension Scheme Contributions

**45%** Public      **55%** Private

**1,948** Establishments      **92,058** Employees

Employees of gov. agencies & public institutions account for 45% and those employees of hotels, tourist resorts, travel agencies account for 15% among the contributions received in November 2020.

### Finance (November 2020)

(November 2020)



**748.1**  
Total Revenue & Grants  
(In Million MVR)



**2,110.3**  
Total Expenditure  
(In Million MVR)



**(1,099.9)**  
Primary Balance (DEFICIT)  
(In Million MVR)



**(1,362.2)**  
Overall Balance (DEFICIT)  
(In Million MVR)

### Money & Banking (November 2020)

(November 2020)

**38,418.0** million MVR  
Total Liquidity (M2)

**3,446.7** million MVR  
Net Foreign Assets

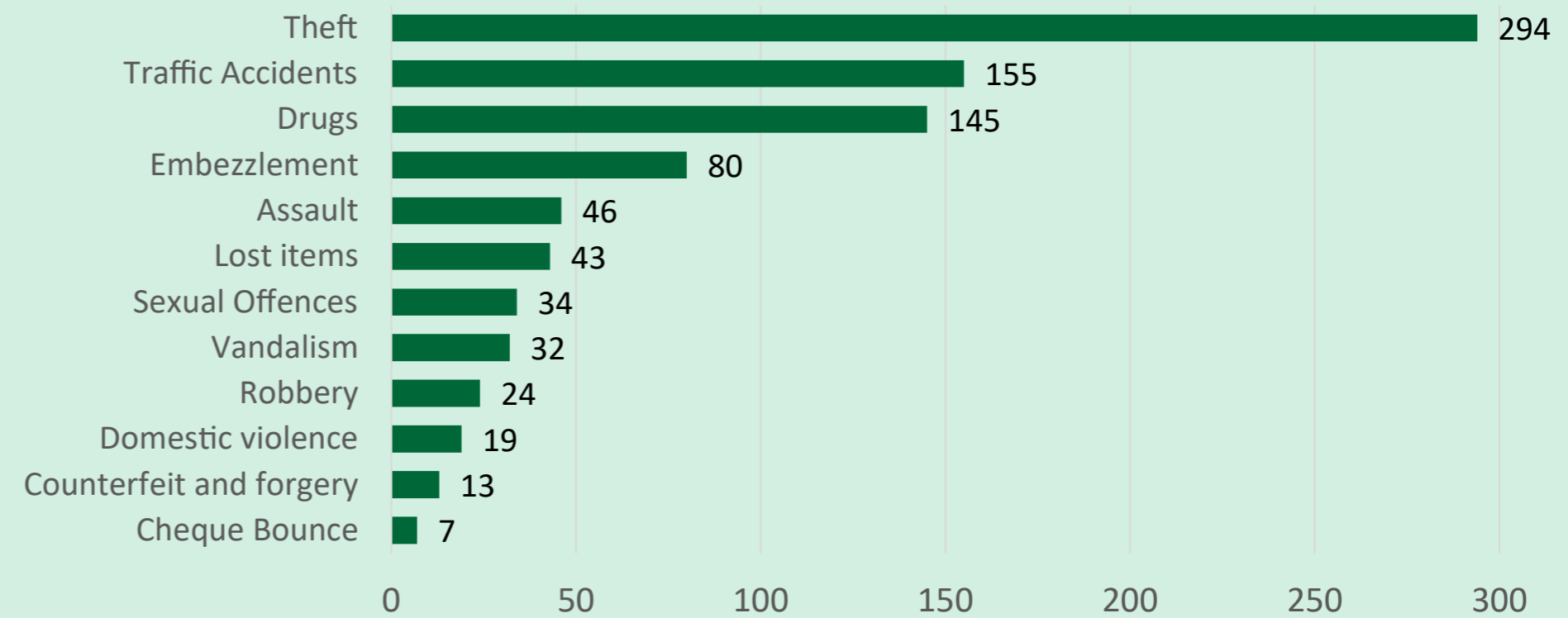
**54,688.7** million MVR  
Domestic Credit

**43.7**  
Dollarisation Ratio

**629.9** million USD  
Gross International reserves


### Offences Reported to Police (November 2020)

(November 2020)



### Fisheries (October 2020)

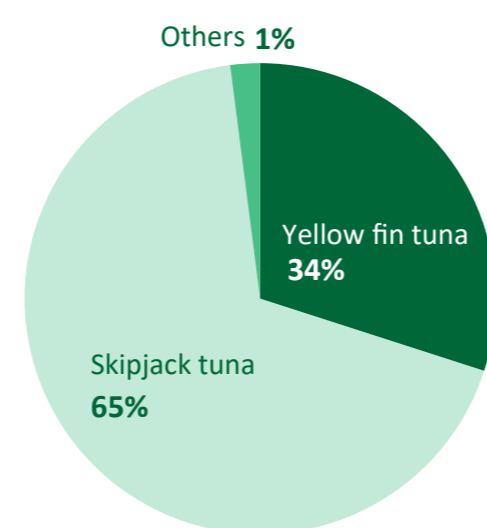
Ministry of Fisheries



**6.3**  
Total Fish Purchases  
(In '000 MT)

The quantity of fish purchases in October 2020 showed a decline of 18.5 percent when compared to September 2020.

#### Fish Purchases - October 2020



### Intra and inter Atoll ferry passenger movement

MTCC  
(November 2020)

**2,367**  
Zone 4:  
M, F, Dh

**6,211**  
Zone 1:  
HA, Hdh, Sh

**12,259**  
Zone 2:  
N, R, B, Lh

**3,110**  
Zone 3:  
K, Aa, ADh, V

**4,387**  
Zone 5:  
Th, L

**2,495**  
Zone 6:  
Ga, Gdh

### Electricity & Water



**564** '000 CBM  
Water Distribution (Male')  
(November 2020)

The value of water distributed across Male' area was 748 ('000 CBM) at the end of November 2020, which declined by 0.5 percent compared to October 2020.



**30,966** '000 kWh  
Electricity Production (Male')  
(October 2020)

The value of electricity produced for Male' was 30,966 ('000 kWh) at the end of October 2020, which showed an increase of 4 percent compared to September 2020.