


Resident Foreign population

EMPLOYED

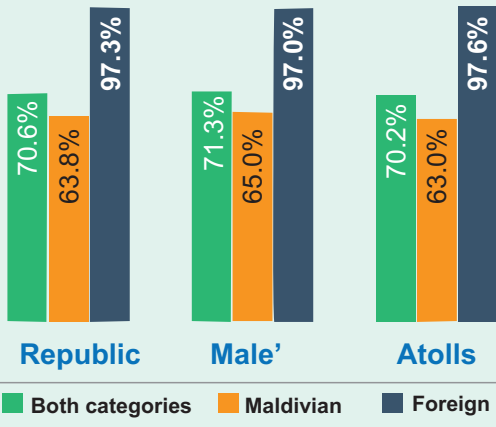


Proportion of foreign employed population:

99.6%
Employment rate

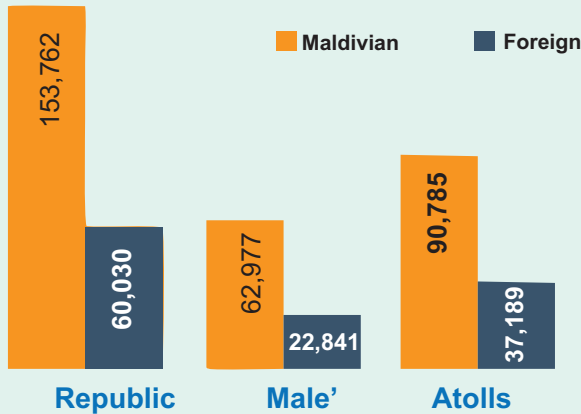


Labour Force Participation Rate

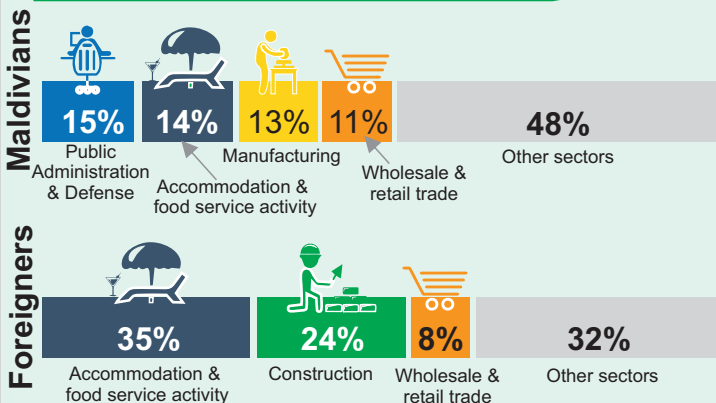


Resident population

LABOUR FORCE



EMPLOYED POPULATION BY INDUSTRY



153.7 THOUSAND

153,762 people are in the labour force.

LABOUR FORCE

Labour Force Participation Rate

	2006	2014
Male'	57.7	63.8
Female'	73.5	79.7
Atolls	41.4	47.6

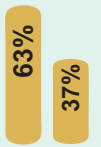
↑ 6.1 Percentage points

Resident Maldivian population

EMPLOYED



Proportion of employed population:



9 out of 10 (94.8%) are employed

9 OUT OF 10 (94.8%) are employed



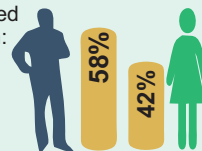
UNEMPLOYED

Unemployment rate

	2006	2014
Republic	5.5	5.2 ↓
Male'	5.9	6.3 ↑
Atolls	6.0	5.2 ↓

8,005 people are unemployed

Proportion of unemployed population:



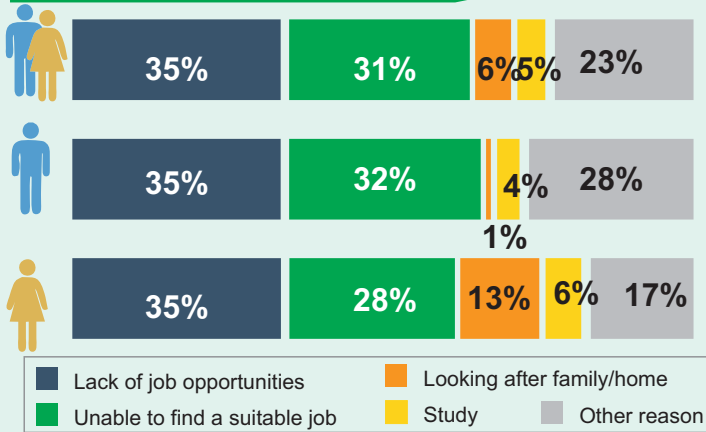
5.2%
Unemployment rate

Unemployment rate:
Male : 4.8%
Female: 5.9%

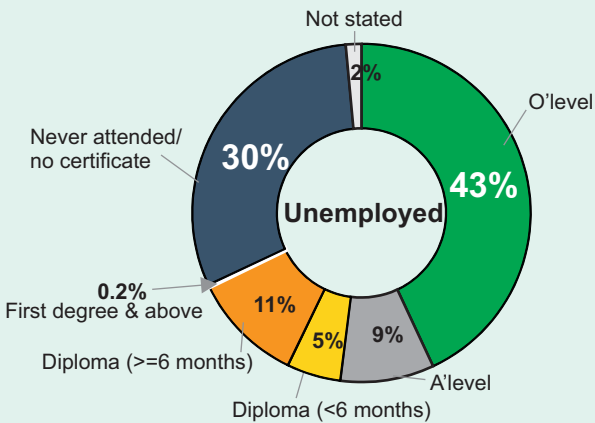
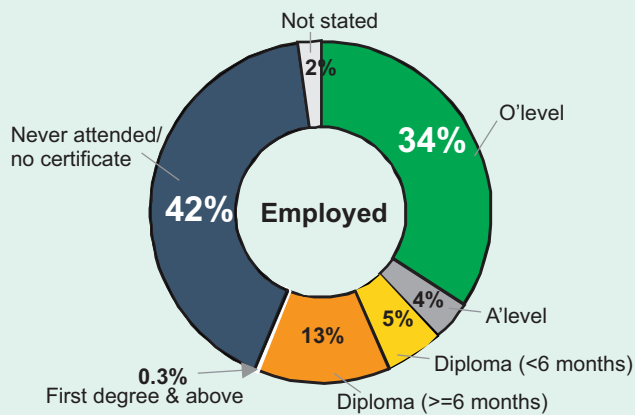
CENSUS 2014
Quick Guide:
Economic activity

Resident Maldivian population

REASONS FOR UNEMPLOYED



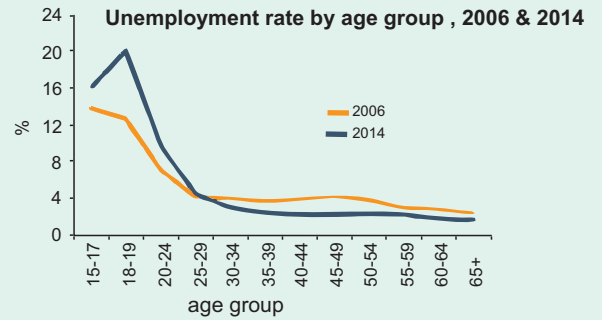
HIGHEST EDUCATIONAL ATTAINMENT



YOUTH

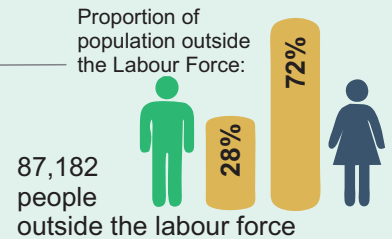
	15-24 years (International definition)	18-34 years (Local definition)
Population	67,228	118,735
Labour force	35,072	82,597
Employed population	30,710	76,613
Unemployment rate	12.4%	7.2%
Main reasons for unemployed	Unable to find a suitable job matching the level of education/ training	

Resident Maldivian population



OUTSIDE THE LABOUR FORCE

87.1 THOUSAND



out of the working age population (15+ population):

1 IN 3 (36.2%)
are outside the labour force



Potential Labour Force consists of 15+ population, who were neither in employment or unemployed but who were
(a) unavailable (seeking employment but not available) or
(b) not jobseekers (currently available but did not seek employment).

20.1 THOUSAND

Outside the labour force 20,055 persons were identified as in **potential labour force**

REASONS FOR OUTSIDE LABOUR FORCE

