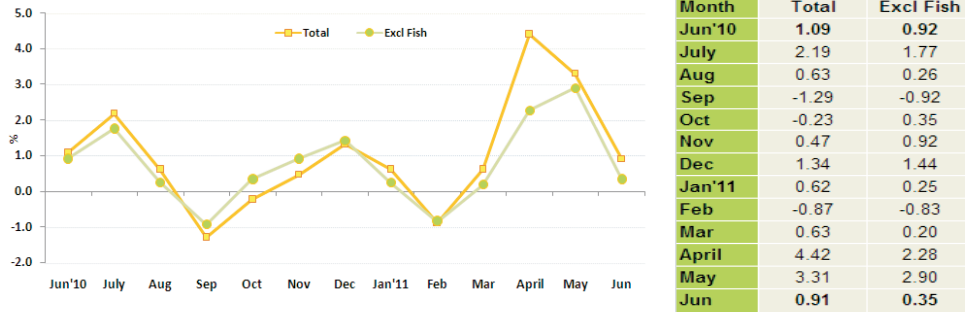


1. Inflation Rate of Male' (Monthly): June 2011 compared to May 2011

To measure month to month inflation, this month's index is compared with the previous month inflation (for e.g : June '11 and May '11). The monthly inflation for June 2011 is 0.91% and 0.35% is the total excluding fish.

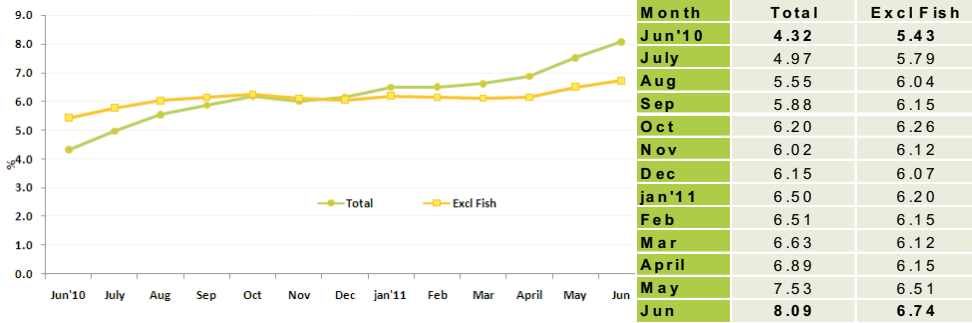
Figure 7. Monthly Inflation Rate of Male', June 2010 - June 2011 (compared to the previous month)



2. Inflation Rate of Male' (Annualized): July '10 to June '11 / July '09 to June '10

The annualized inflation rate for any month compares the average for the 12 monthly indices with that of the preceding 12 months (Eg: July '10 to June '11 / July '09 to June '10). This index shows an annual inflation of 8.09%, and the annualized total excluding fish is 6.74%.

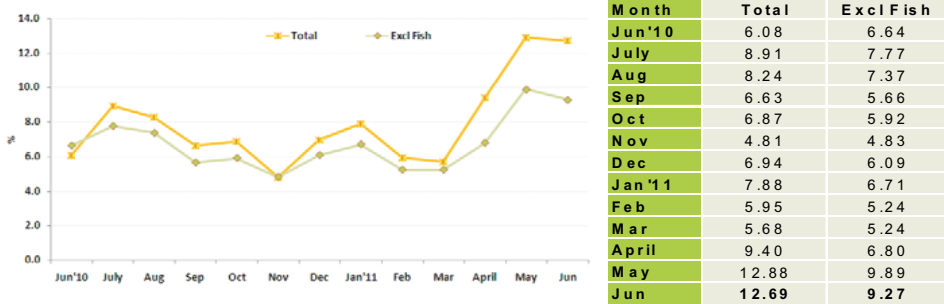
Figure 8. Inflation Rate of Male', June 2010 - June 2011 (compared to the past 12 month period)



3. Inflation Rate of Male' (month on month): June '11 / June '10

To measure the month on month change at one point in time, the index of the month is compared with that of the same month in the preceding year (Eg: June '11 / June '10). The month on month index for June shows an inflation of 12.69% and the inflation excluding fish is 9.27%.

Figure 9. Inflation Rate of Male' June 2010 - June 2011 (compared to the same month of the previous year)



CONSUMER PRICE INDEX - MALE'

Department of National Planning
Ministry of Finance and Treasury

June 2011

Consumer Price Index-Male', June 2011

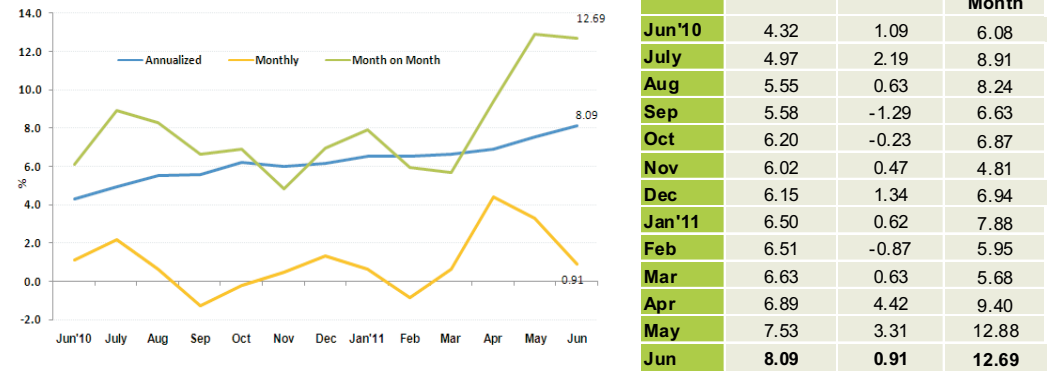
Inflation Rate of Male'

The Consumer Price Index (CPI) for Male' rose at an annualized rate of 8.09 percent in June 2011. The inflation was driven mainly by food and beverages, fish and housing water, electricity, gas & other fuels and education categories.

Monthly CPI of June 2011 increased by 0.91 percent compared to May 2011. The inflation was mainly driven from tobacco category. Fish, hotels, cafes & restaurants, furnishing, household equipments & routine household maintenance categories also contributed to this inflation.

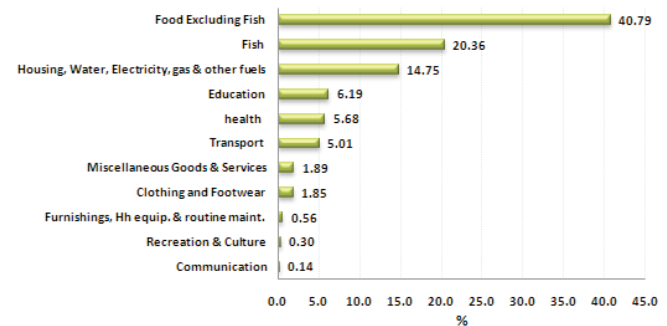
When June 2011 is compared to June 2010, the consumer price index increased by 12.69 percent. Fish category showed the highest inflation followed by tobacco, food and beverages and education categories.

Figure 1: Inflation rates of Male', June 2011



Sources of changes in CPI - Annualized

Figure 2: Sources of changes in June CPI - Annualized



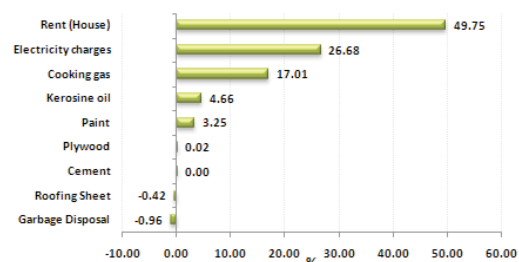
Major contributors to the change in the CPI - Annualized basis

The largest upward contribution to the change in the annualized CPI came from food and beverages which contributed 41%. Coconut and garlic prices went up by 44% and 35% respectively. Other items in this category which showed a price increase above 25% were watermelon, green chilli, dhal, orange and aracanut. Items which registered a price between 15% and 25% were cabbage, candy, lemon, onion, marjerine, baby food - purity, chicken drumsticks, chicken sausage, githeyo mirus(local chilli) and jam.

The second largest upward contribution to the change in annualized CPI came from fish category with 20%. Skipjack tuna, other tuna and reef fish went up by 39%, 34% and 33% respectively. Additionally smoked fish and canned tuna fish also contributed to this hike.

The third largest upward contribution to the change in the annualized CPI came from housing, water, electricity, gas & other fuels category by 15%. Rent prices contributed highest to inflation of this category with 50%. Rent prices increased by 5%. Electricity prices contributed 27% to inflation of housing category where the prices increased by 13%. Kerosine oil and cooking gas prices rose by 15% and 12% respectively.

Figure 3: Products contributing to the inflation: Household, water, electricity, gas & other fuels category - Annualized



Change in the CPI - Month on Month

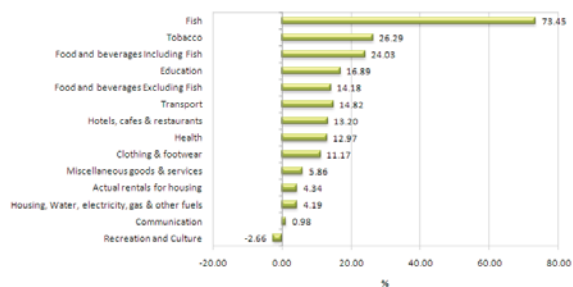
When June 2011 was compared to June 2010 most of the categories recorded an inflation. Fish category showed the highest inflation with 73% followed by tobacco and food and beverages which registered 26% and 24% respectively.

Skipjack tuna, smoked fish and reef fish prices increased by 122%, 96% and 95% respectively when compared to June 2010. Additionally, other tuna and canned tuna fish prices went up by 37% and 30% respectively when the two point of time were compared.

As for tobacco, aracanut prices increased by 103% (from Rf. 42.50 to Rf. 86.25) when the two point of time were compared.

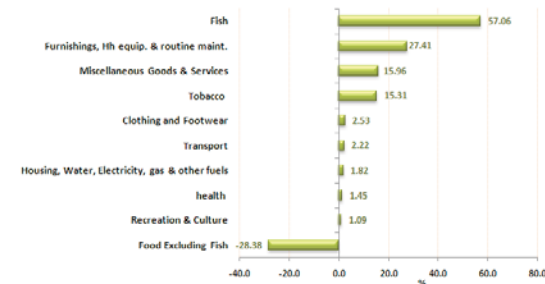
Food item which contributed most to the inflation were orange, mango and cooking oil which increased by 70%, 67% and 61% respectively. Additionally coconut and saltish short-eats prices also went up by 51% and 50% respectively. Other food items which showed a price difference above 30% were watermelon, milo, marjerine, chicken sausage, canned mixed fruits, frozen chicken, baby food - cereal, tea leaves-tea bag, dairy milk and coke. However githeyo mirus (local chilli), dates, ginger prices decreased by 40%, 23% and 16% respectively. Additionally cucumber, flour, cabbage and candy prices also decreased when the two point of time were compared.

Figure 4: Inflation Rates by Major sectors - Month on Month basis



Main contributions to the change in the CPI - Monthly basis

Figure 5: Sources of changes in June 2011 CPI - monthly



Fish category pulled up the monthly inflation. Smoked fish prices increased by 31% and reef fish prices went up by 23% in June 2011 when compared to May 2011. Furnishing, household equipments & routine household maintenance category also pulled up the overall monthly inflation by 27% followed by miscellaneous goods & services and tobacco categories which contributed 16% and 15% respectively. However, food and beverages category contributed a decrease of 28% in June.

As for furnishing, household equipments & routine household maintenance bedroom set prices went up by 41%, insecticide prices went up by 19% and light tube prices went up by 16% in June 2011 when compared to May 2011.

The items which contributed most to the inflation of miscellaneous goods & services category were haircut-men, body lotion and cologne which showed a price increase of 14%, 11% and 11% respectively.

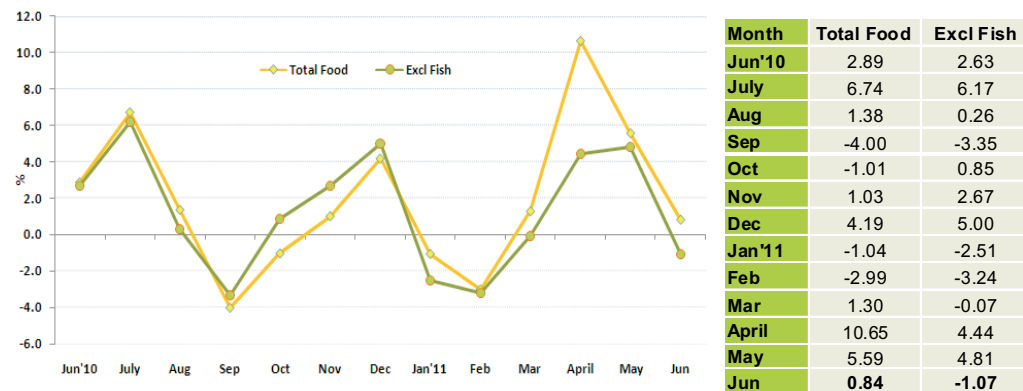
As for tobacco category, aracanut and cigarette prices went up by 23% and 7% respectively in June 2011 when compared to May 2011.

Monthly inflation rate of food and beverages category

The monthly inflation rate for the food category is 0.84%. Food excluding fish category declined slightly in June, falling by 1.07%.

Garlic, carrot, mixed fresh vegetables, coconut, cabbage, onion, orange and lemon prices declined sharply in June. While these decrease were the major factors contributing to the decline in the food excluding fish index, watermelon, baby milk powder and dairy milk showed a price increase above 15% in June 2011 when compared to May 2011.

Figure 6: Inflation Rates of Food and Beverages - Monthly basis



Annex 1: Average Prices of Items which showed a significant change, CPI Male', Jun 2011

Description	Specification	Unit	Annualised			Monthly		Month on Month		
			Average 12 monthly Price			Average Price		% Chn	Av Price	% Chn
			July 2009	July 2010	% Chn	May 2011	Jun 2011	May 2011 / Jun 2011	Jun 2010	Jun 2011 / Jun 2010
Food										
Arcanut	Raw Arcanut / Uncut / Loose	1 kg	42.85	55.42	22.67	70.00	86.25	23.21	42.50	102.94
Orange	Fresh Orange	1 Piece	3.15	4.08	22.77	5.31	4.67	-12.05	2.75	69.69
Mango	Fresh / local / Mango	1 Piece	6.11	-	-	-	6.67	-	4.00	66.67
Cooking oil	Bemoli Oil	2 Ltr	44.79	51.39	12.83	66.08	68.89	4.25	42.78	61.04
Coconut	Medium size / Coconut	1 Piece	3.86	6.87	43.79	8.33	6.65	-20.11	4.41	50.74
Saltish short-eats	Handulu gulha	1 Piece	1.35	1.47	8.02	2.00	2.00	0.00	1.33	50.00
Watermelon	Water melon (fresh Locally produce)	1 kg	11.53	16.39	29.67	14.50	18.21	25.60	12.79	42.44
Milo	Nestle Milo Powder / Canned	400 Gram	48.33	56.83	14.95	68.67	70.25	2.31	49.92	40.73
Majerine	Daisy brand tub / Smal	250 Gram	17.47	21.13	17.30	23.10	23.75	2.81	16.92	40.39
Chicken sausage	Chicken Sausage / Packed	340 Gram	14.85	17.78	16.48	21.00	20.63	-1.77	14.70	40.32
Canned mixed fruits	Canned Mixed Fruit / Small	398 Gram	23.09	26.84	13.97	31.67	31.20	-1.47	23.11	35.00
Frozen chicken	Frozen chicken / Whole chicken / P	1 kg	37.07	39.97	7.27	44.15	49.69	12.55	37.09	33.97
Baby food - cereal	Nestum / Wheat & Honey	250 Gram / Tin	33.27	38.67	13.98	43.63	46.83	7.34	35.20	33.03
Tea leaves-tea bag	Melesna / 100 tea bag	200 Gram	23.68	27.08	12.57	33.00	32.33	-2.02	24.50	31.97
Dairy milk	Dutch Lady / Milk Pack / Smal	250 MI	6.99	7.34	4.75	7.97	9.09	14.07	6.90	31.74
Tea leaves-tea bag	Akbar / 100 tea bag	200 Gram	22.55	25.96	13.14	29.25	31.80	8.71	24.40	30.31
Coke	Dubai coke / Canned	300 MI	6.94	7.41	6.31	8.79	9.01	2.59	6.92	30.31
Tea leaves-tea bag	Today's Taste / 100 tea bag	200 Gram	22.72	25.79	11.88	26.88	30.55	13.66	23.73	28.74
Chicken drumsticks	Chicken drumstick	1 kg	44.30	53.48	17.16	56.22	61.26	8.96	47.75	28.29
Apollo	Milk choco / Wafer cream	1 Piece	1.34	1.44	7.05	1.69	1.79	5.81	1.39	28.19
Biscuits	Cream Cracker, Khong Guan	200 gram, packet	8.37	9.62	12.99	11.20	11.33	1.19	8.86	27.86
Milk powder	Nido	1800 Gram / Tin	193.23	203.48	5.04	260.00	242.50	-6.73	190.45	27.33
Milk powder	Anchor Milk	1800 Gram / Tin	195.54	213.89	8.58	243.67	248.42	1.95	195.80	26.87
Coffee	Nescafe, Cafe' soluble coffee / Car	50 Gram	29.59	32.05	7.68	34.89	38.55	10.48	30.64	25.82
Bread	Small Bread	1 Piece	9.96	10.77	7.57	12.31	12.32	0.05	9.92	24.14
Chilli powder	Chillie Powder / Packed Locally	50 Gram	4.98	5.21	4.35	5.58	6.00	7.46	4.89	22.73
Baby milk powder	Anflace	450 Gram / Tin	126.80	133.33	4.89	136.80	164.36	20.14	134.08	22.58
Sauce	Chillie & Garlic Sauce / life Brand	320 Gram / Bottled	11.10	12.55	11.54	13.67	14.13	3.36	11.55	22.35
Noodles	Mamee Noodles / Packet	85 Gram	3.54	3.60	1.86	3.91	4.17	6.65	3.42	22.14
Bun	Small Buns / Un packed	1 Piece	0.49	0.47	-4.51	0.56	0.56	0.00	0.46	21.68
Baby food - fruit	Purity / Fruit / Secound fooc	200ml, Bottle	17.80	21.52	17.27	24.10	23.83	-1.11	19.63	21.44
Curry powder	Chicken curry powder / Packed loc	50 Gram	4.98	5.21	4.46	5.63	5.95	5.86	4.92	21.11
Coke	Coka Cola / Large Bottle	1500 MI	22.69	24.76	8.34	27.50	27.91	1.49	23.10	20.82
Cigarette	Benson	20 Piece / 1 Pack	18.89	19.25	1.92	20.83	22.33	7.20	18.50	20.72
Frozen beef	Frozen Beef	1 kg	45.38	49.87	9.00	51.36	57.29	11.55	47.50	20.61
Curry powder	Fish curry powder / Packed locally	50 Gram	4.95	5.22	5.25	5.63	5.91	5.05	4.91	20.37
Cooking oil	Sun Flower Oil	2 Ltr	84.32	75.45	-11.76	87.50	95.22	8.82	79.44	19.85
Sauce	Chillie Sauce / life Brand	335 Gram / Bottled	10.58	11.51	8.02	12.56	12.95	3.08	10.90	18.81
Chilli powder	Dried Chilli (Hikimirus) / Loose	1 kg	50.42	54.15	6.89	60.00	60.00	0.00	50.57	18.64
Banana	Bonthiraiy	1 Piece	1.93	2.19	11.80	1.95	2.15	10.12	1.81	18.62
Bread	Large	1 Piece	19.93	21.03	5.23	23.30	23.50	0.86	19.85	18.41
Condensed milk	Cow Bell	397 Gram / Tin	10.56	11.08	4.66	11.57	12.60	8.89	10.68	17.96
Milk powder	Coast	1800 Gram, tin	196.04	206.77	5.19	228.75	229.80	0.46	196.30	17.07
Canned baked beans	Baked Beans / Canned	400 Gram	10.25	11.30	9.34	12.29	12.63	2.76	10.80	16.90
Garlic	Garlic	100 Gram	4.91	7.51	34.55	11.15	6.66	-40.23	5.73	16.36
Juice-FosterClark	FosterClark / Powdered Juice / Bot	750 Gram	50.05	55.66	10.09	59.75	61.70	3.26	53.58	15.15
Butter bun	butter buns / Packed	1 Piece	3.57	3.62	1.55	3.97	4.00	0.79	3.50	14.29
Condensed milk	Double Peach	397Gram, tin	11.35	11.75	3.43	12.30	13.08	6.32	11.45	14.16
Juice-Sunquick	Sunquick / Orange Juice / Bottlec	840 MI	55.52	57.52	3.47	62.39	63.58	1.91	55.82	13.91
Cigarette	Marlboro	20 Piece / 1 Pack	19.64	20.06	2.07	20.83	22.33	7.20	19.67	13.56
Canned pine Apple	Canned Pine AApple	567 Gram	15.29	15.44	1.01	16.00	15.86	-0.89	14.00	13.27
Dhal	Yellow Coloured Dhal	1 kg	33.93	44.65	24.01	46.25	46.44	0.41	41.08	13.03
Ice cream	Chocolate Ice cream / Tub	1 Ltr	43.14	47.10	8.39	47.81	50.14	4.87	44.44	12.82
Biscuits	Marie Biscuit	400 Gram	15.16	15.94	4.87	15.63	17.58	12.53	15.67	12.23
Curry powder	Curry Powder / Antelope brand / C	340 Gram	30.46	31.11	2.08	31.29	34.05	8.84	30.60	11.28
Egg	Chicken egg / Importec	1 Piece	1.41	1.54	7.90	1.71	1.65	-3.69	1.48	11.27
Baby food - cereal	Promina / Banana	250 Gram / Packet	16.61	17.03	2.47	17.07	18.48	8.23	16.70	10.64
Baby milk powder	S.M.A / Progress	450 Gram / Tin	112.36	110.80	-1.41	106.25	122.85	15.63	111.67	10.02
Jam	Tova Brand / Bottle	450 Gram	19.09	22.46	15.00	23.00	22.70	-1.30	21.83	3.97
Carrot	Fresh Carrot	1 kg	24.30	26.91	9.70	35.06	24.38	-30.44	23.45	3.97
lemon	Imported lemon	1 Piece	1.54	1.88	18.00	2.10	1.88	-10.26	1.83	3.27
Sweet short-eats	Foni folhi	1 Piece	1.74	2.00	13.19	2.00	2.00	0.00	2.00	0.00
Onion	Imported Onion	1 kg	15.76	19.07	17.38	13.73	11.79	-14.14	11.92	-1.15
Corn flake	Celloggs / Wheat and Honey	300 Gram	37.25	42.72	12.81	41.00	40.71	-0.70	42.00	-3.06
Mixed fresh vegetables	Mixed Vegetables	1 kg	40.43	42.92	5.80	50.60	38.63	-23.65	40.00	-3.42
Green chilli	Green Chilli / Importec	100 Gram	6.95	9.50	26.92	6.25	7.07	13.04	7.70	-8.25
Candy	Solano	1 Piece / 25 Gram	0.35	0.44	18.80	0.36	0.36	0.00	0.42	-12.29
Cabbage	Fresh Cabbage	1 kg	22.85	28.50	19.83	28.80	23.69	-17.74	27.27	-13.13
Flour	Ordinary Flour / loose	1 kg	4.04	3.88	-4.07	3.57	3.41	-4.60	3.95	-13.67
Cucumber	Fresh Cucumber	1 kg	26.52	29.19	9.13	28.10	30.23	7.58	35.30	-14.36
Ginger	Ginger	100 Gram	4.84	5.63	14.11	4.99	4.61	-7.69	5.46	-15.59
Dates	Dates without nuts	200 Gram / pack	31.72	-	-	-	26.67	-	34.50	-22.71
Githayo Mirus	Dhivehi mirus	1 Piece	2.66	3.14	15.06	2.75	2.59	-5.79	4.31	-39.92

Description	Specification	Unit	Annualised			Monthly		Month on Month		
			Average 12 monthly Price			Average Price		% Chn	Av Price	% Chn
			July 2009- Jun 2010	July 2010- Jun 2011	% Chn	May 2011	Jun 2011	May 2011 / Jun 2011	Jun 2010	Jun 2011 / Jun 2010
Fish										
Skipjack tuna	Godha / Kalhubilamas	1 kg	21.94	35.98	39.04	56.88	61.41	7.96	27.68	121.86
Smoked fish	Smoked Fish (Valhoamas) / Loose	1 kg	49.38	68.84	28.27	87.17	114.32	31.15	58.22	96.36
Reef fish	Reef Fish / Maaniya mas	1 kg	14.20	21.48	33.91	28.59	35.39	23.78	18.13	95.20
Other tuna	Other Tuna / Latti	1 kg	16.01	24.33	34.21	39.83	34.90	-12.38	25.44	37.19
Canned fish in brine	Felivaru Canned Fish / Chunk in Br	185 Gram	11.89	14.49	17.95	15.82	15.91	0.58	11.95	33.12
Canned fish in oil	Felivaru canned fish / Chunk in Oi	185 Gram	13.43	16.03	16.23	16.88	17.39	3.05	13.67	27.24
Clothin and Footwear										
School uniform	School Uniform / Boys / Medium si:	1 Piece	46.00	65.50	29.77	102.50	102.50	0.00	46.00	122.83
Mens trousers	Men's Trousers / Long	1 Piece	174.72	188.47	7.30	220.00	220.00	0.00	175.00	25.71
Mens t-shirt	Men Shirt / Most Sold Brand	1 Piece	166.11	159.58	-4.09	175.00	175.00	0.00	151.67	15.38
School shoes	School Shoes/ Girl / Most recently :	1 Pair	134.17	139.86	4.07	145.00	151.67	4.60	135.00	12.35
Mens jeans	Mend's Jeans / Most Sold Material	1 Piece	213.47	224.26	4.81	243.33	241.06	-0.93	215.00	12.12
Womens t-shirt	Ladies T - shirt / Most sold Branc	1 Piece	155.00	154.44	-0.36	166.67	166.67	0.00	150.00	11.11
Mens shirt	Men T-Shirt / Most Sold materia	1 Piece	160.00	171.11	6.49	180.00	182.50	1.39	165.00	10.61
Dress material	Most often sold material / Plane / F	1 Muh	25.00	25.29	1.14	26.00	27.47	5.67	25.00	9.89
Men's sandals	Most recently sold brand	1 Pair	147.50	150.83	2.21	145.00	161.67	11.49	151.67	6.59
Women's sandals	Casual (home-wear)	1 Piece	133.33	137.50	3.03	145.00	130.00	-10.34	135.00	-3.70
Housing										
Cooking gas	Cooking gas / Excluding Transport	13 Kg	272.00	311.67	12.73	390.00	390.00	0.00	296.00	31.76
Cement	Cement bag	50 kg	81.50	82.33	1.01	82.50	97.00	17.58	81.00	19.75
Kerosine oil	Kerosine oil	1 Ltr	10.13	11.92	15.03	12.00	12.00	0.00	10.50	14.29
Plywood	3 mm	1 Piece	109.77	114.99	4.54	126.67	126.67	0.00	112.00	13.10
Furnishing										
Glasses	Plain Glass / Medium Size	1 Piece	5.38	5.99	10.16	7.50	6.67	-11.11	5.25	26.98
Mattress	Single / kurlon or Temptator	1 Piece	2,114.38	2,414.38	12.43	2,700.00	2,700.00	0.00	2,192.50	23.15
Insecticides	Insecticides / Mosfly Brand / Small	400 MI	29.09	32.88	11.51	30.60	36.33	18.74	31.70	14.62
Bedroom set	1 Queen zise bed / dressing table / 1	1 Set	7,386.25	6,258.33	-18.02	6,100.00	8,575.00	40.57	7,600.00	12.83
Sewing machine	Sewing Meching / With 21 Design / 1	1 Piece	4,354.17	5,239.58	16.90	5,500.00	5,500.00	0.00	4,875.00	12.82
Iron	Electric Iron / Phillip brand / 1000 v	1 Piece	245.42	-	-	-	250.00	-	222.50	12.36
Light tube	Fluorescent tube / 2 feet / White Cc	1 Piece	11.32	11.58	2.17	10.67	12.40	16.25	11.83	4.79
Stove	2 Sided gas stove / Hitachi brand	1 Piece	556.25	504.17	-10.33	450.00	450.00	0.00	550.00	-18.18
Insecticides	Insecticides / Bop Spary Brand / Sr	400 MI	28.13	29.06	3.20	25.00	25.00	0.00	31.25	-20.00
Sofa Set	Sofa set / Plywood with sponge cus	1 Piece	5,826.67	5,489.58	-6.14	4,950.00	4,950.00	0.00	6,300.00	-21.43
Washing power	Sokin Brand Washing powder Pac	1 Kg	23.15	20.32	-13.91	9.00	9.00	0.00	23.50	-61.70
Health										
Vitamin C	Vitamin C / 500 mg	1 Tablet	0.56	0.79	29.47	1.00	1.00	0.00	0.63	57.89
Doctor's consulting fee-speci	Doctor consultaton fee / Specialist	Per Patient	117.08	127.92	8.47	150.00	150.00	0.00	120.00	25.00
Chest x-ray	Chest x-ray	Per test	103.33	111.17	7.05	125.67	128.33	2.12	106.67	20.31
Forcevel	Forcevel / 500 mg	1 Tablet	2.90	3.50	17.14	4.00	3.50	-12.50	2.93	19.32
Diegen	Diegen / 200 ml	1 Bottle	22.64	26.46	14.44	25.00	25.00	0.00	21.67	15.38
Transport										
Motor cycle tyre	Back Tyre	1 Piece	290.00	-	-	-	670.00	-	290.00	131.03
Motor cycle tyre	Front tyre	1 Piece	290.00	-	-	-	587.00	-	290.00	102.41
Petrol	Petrol	1 Ltr	10.01	12.43	19.42	16.19	16.19	0.00	10.65	52.02
International airfare	Male/colombo/male'	Per Person	3,865.45	4,181.41	7.56	5,000.50	5,000.50	0.00	3,877.07	28.98
Domestic airfare	Male/Hanimadhoo/Male'	Per Person / Adult	1,858.67	2,243.67	17.16	2,506.00	2,506.00	0.00	2,074.00	20.83
Domestic airfare	Male/Kah/dhoo/male'	Per Person / Adult	1,848.67	2,243.67	17.61	2,506.00	2,506.00	0.00	2,074.00	20.83
Domestic airfare	Male/Kade/dhoo/ Male'	Per Person / Adult	2,211.17	2,564.50	13.78	2,856.00	2,856.00	0.00	2,424.00	17.82
Domestic airfare	Male/Gan/Male'	Per Person / Adult	2,558.67	2,885.33	11.32	3,206.00	3,206.00	0.00	2,774.00	15.57
Motorcycle	Honda Wave 125 H	1 Piece	38,750.00	40,583.33	4.52	44,800.00	45,200.00	0.89	39,500.00	14.43
Motorcycle	Honda Wave 125 I	1 Piece	44,250.00	45,816.67	3.42	49,900.00	49,900.00	0.00	45,000.00	10.89
Communication										
Postage of letter - Asia	Postage of letter to Asian Countries:	1 Piece	13.50	16.00	15.63	16.00	16.00	0.00	16.00	0.00
Postage of letter- Europe	Postage of Letters to European cox	1 Piece	15.50	18.00	13.89	18.00	18.00	0.00	18.00	0.00
Recreation										
Aerobics	1 hr class / 3 classes per week	Per Month	279.17	296.67	5.90	320.00	320.00	0.00	285.00	12.28
Glaze paper	Glaze PAQer	1 Piece	1.21	1.27	4.77	1.29	1.38	6.94	1.25	10.00
Newspapers local	Haveeru News PAQer	1 Piece	4.25	5.00	15.00	5.00	5.00	0.00	5.00	0.00
Newspapers local	Miadhu News PAQer	1 Piece	3.18	4.58	30.58	5.00	5.00	0.00	5.00	0.00
Education										
School fee	Grades 8, 9, 10	Per Month	305.50	376.67	18.89	422.33	422.33	0.00	331.00	27.59
Hotels, cafés and Restaurants										
Meals (lunch packet)	4 roshi / 1 chicken Curry / 1 black te	Per person	20.00	24.33	17.81	39.00	39.00	0.00	20.00	95.00
Pizza	Tuna Mushroom	whole pizza	63.33	67.22	5.79	78.33	78.33	0.00	63.33	23.68
Restaurant meals	Nasi Goreng	1 plate	49.67	51.44	3.46	55.00	55.00	0.00	49.67	10.74
Restaurant meals	Fish & Chlips	1 plate	45.75	47.65	3.98	50.00	50.00	0.00	45.75	9.29
Meals (lunch packet)	4 roshi / 1fish curry / 1 black tea / 1	Per person	15.33	17.17	10.68	18.00	18.00	0.00	17.00	5.88
Miscellaneous										
Baby cologne	Baby Cheramy Colone	175 ml	19.22	22.41	14.22	29.67	30.25	1.97	19.00	59.21
Hair cream	Elite	175 ml	22.53	26.17	13.90	32.40	32.50	0.31	21.50	51.16
Haircut-men	Male Hair Cut	Per Person	32.81	33.37	1.66	38.33	43.75	14.13	31.67	38.16
Shampoo	Emerone	200 MI	15.68	17.53	10.55	20.57	21.50	4.51	16.09	33.62
Baby soap	Johnson Baby SoAQ	100 Gram	8.02	8.52	5.83	9.86	9.57	-2.90	7.40	29.34
Haircut-female	Female Hair Cut	Per Person	116.67	127.08	8.20	150.00	141.67	-5.56	116.67	21.43
Cologne	Loviline	175 ml	19.70	21.22	7.18	21.83	24.26	11.12	20.67	17.40
Hair cream	Max	175 ml	23.94	27.02	11.43	30.43	30.43	0.00	26.00	17.03
Baby diapers	Huggies / Small Size	1 Packet	116.38	128.66	9.54	135.00	137.41	1.79	121.67	12.94
Body lotion	Nivea Lotion	200 MI	36.74	41.80	12.12	42.33	42.76	1.02	38.25	11.80
Sanitary pads	Stay Free	1 Packet	12.55	13.07	4.04	13.80	13.80	0.00	12.44	10.89
Shampoo	Head & shoulders	200 MI	30.54	31.80	3.96	33.25	34.39	3.42	31.13	10.48
Baby lotion	Johnson & Johnson Baby Lotior	200 MI, bottle	29.10	30.19	3.60	31.88	32.10	0.70	29.30	9.55
Hair cream	Gatsby	175 ml	23.83	21.06	-13.17	17.50	18.75	7.14	24.33	-22.95
Sanitary pads	Riaa	1 Packet	19.25	17.48	-10.12	15.00	14.00	-6.67	19.40	-27.84

Annex 2: Male' - Consumer Price Index and Inflation rates by Major categories

	Consumer Price Index - CPI (June 2004 =100)																	% change in CPI / Inflation Rate																		
	Total	Total Excluding Fish	1. Food and beverages Including Fish	Food and beverages Excluding Fish	1.1 Fish	2. Tobacco	3. Clothing & footwear	4. Housing, water, electricity, gas & other fuels	Actual rentals for housing	5. Furnishing, household equipments & routine maintenance of	6. Health	7. Transport	8. Communication	9. Recreation & culture	10. Education	11. Hotels, cafes & restaurants	12. Miscellaneous goods & services	13. Religious activity	Total	Total Excluding Fish	Food and beverages Including Fish	Food and beverages Excluding Fish	Fish	Tobacco	Clothing & footwear	Housing, water, electricity, gas & other fuels	Actual rentals for housing	Furnishing, household equipments & routine maintenance of	Health	Transport	Communication	Recreation & culture	Education	Hotels, cafes & restaurants	Miscellaneous goods & services	Religious activity
Weights	48.90	46.48	13.39	10.97	2.42	0.93	2.45	12.30	7.17	2.85	2.76	2.92	3.84	2.10	1.51	0.77	2.96	0.11	48.90	46.48	13.39	10.97	2.42	0.93	2.45	12.30	7.17	2.85	2.76	2.92	3.84	2.10	1.51	0.77	2.96	0.11
2009	130.21	130.13	151.57	155.95	131.68	111.35	109.30	131.18	143.81	129.43	151.16	153.56	61.32	88.34	150.19	141.33	118.07	100.00	4.53	5.48	0.52	2.93	-10.70	-1.80	3.21	7.82	14.29	10.94	2.25	0.98	-0.75	5.01	35.09	2.57	7.10	0.00
2010	138.21	138.02	162.90	167.54	141.88	110.98	112.54	141.13	153.04	137.17	158.21	158.66	61.46	93.41	164.38	145.89	123.88	100.00	6.15	6.07	7.48	7.43	7.74	-0.33	2.96	7.59	6.42	5.98	4.66	3.32	0.23	5.74	9.44	3.23	4.93	0.00
July 2009 to Jun 2010	133.57	133.89	153.44	159.15	127.52	110.75	112.74	136.82	149.54	132.76	154.28	155.77	61.39	92.40	160.31	143.98	121.98	100.00	8.09	6.74	15.17	11.59	35.44	5.09	2.48	5.21	4.86	3.81	6.48	6.21	0.29	0.82	12.57	4.37	2.58	0.00
July 2010 to Jun 2011	144.38	142.91	176.72	177.60	172.71	116.38	115.53	143.96	156.81	137.82	164.27	165.44	61.56	93.16	180.46	150.26	125.13	100.00																		
Jun 2011 /Jun 2010																			12.69	9.27	24.03	14.18	73.45	26.29	11.17	4.19	4.34	1.16	12.97	14.82	0.98	-2.66	16.89	13.20	5.86	0.00
2010 June	138.02	137.48	161.42	164.28	148.48	109.82	112.09	141.06	152.71	138.60	158.07	159.91	61.46	93.34	166.41	146.73	124.75	100.00	1.09	0.92	2.89	2.63	4.23	-0.36	0.00	0.48	0.76	0.02	0.00	0.75	0.00	0.07	0.00	0.00	0.05	0.00
July	141.04	139.92	172.30	174.41	162.73	109.75	111.77	141.32	152.96	137.96	159.22	159.91	61.46	93.91	166.41	146.73	123.85	100.00	2.19	1.77	6.74	6.17	9.60	-0.07	-0.29	0.18	0.16	-0.46	0.73	0.00	0.00	0.62	0.00	0.00	-0.72	0.00
Aug	141.94	140.28	174.68	174.87	173.84	110.51	111.77	142.14	154.17	138.09	159.22	159.86	61.46	93.88	166.41	146.73	124.10	100.00	0.63	0.26	1.38	0.26	6.83	0.70	0.00	0.58	0.79	0.09	0.00	-0.03	0.00	-0.04	0.00	0.00	0.20	0.00
Sep	140.11	138.98	167.70	169.00	161.81	110.36	111.77	142.49	154.77	138.11	159.22	159.86	61.46	93.88	166.41	146.73	124.10	100.00	-1.29	-0.92	-4.00	-3.35	-6.92	-0.14	0.00	0.25	0.39	0.01	0.00	0.00	0.00	0.00	0.00	0.00	0.00	0.00
Oct	139.79	139.48	166.01	170.44	145.93	111.27	112.06	142.87	155.43	138.18	159.22	159.86	61.46	93.88	166.41	146.73	124.30	100.00	-0.23	0.35	-1.01	0.85	-9.81	0.83	0.26	0.27	0.43	0.05	0.00	0.00	0.00	0.00	0.00	0.00	0.16	0.00
Nov	140.46	140.75	167.72	174.99	134.73	111.27	112.22	143.46	156.43	138.21	159.24	159.86	61.46	93.88	166.41	146.73	124.93	100.00	0.47	0.92	1.03	2.67	-7.67	0.00	0.14	0.41	0.64	0.02	0.01	0.00	0.00	0.00	0.00	0.00	0.51	0.00
Dec	142.34	142.78	174.75	183.74	133.95	113.39	112.26	143.77	157.04	136.80	159.24	159.86	61.46	93.88	166.41	145.72	123.90	100.00	1.34	1.44	4.19	5.00	-0.58	1.90	0.03	0.22	0.39	-1.02	0.00	0.00	0.00	0.00	0.00	-0.69	-0.83	0.00
2011 Jan	143.22	143.13	172.93	179.13	144.84	114.97	114.51	143.89	157.26	137.18	162.88	162.00	61.46	94.36	194.52	145.72	123.12	100.00	0.62	0.25	-1.04	-2.51	8.12	1.39	2.00	0.09	0.14	0.28	2.28	1.34	0.00	0.51	16.89	0.00	-0.63	0.00
Feb	141.98	141.95	167.76	173.33	142.52	115.87	114.73	144.44	158.20	137.99	162.88	162.07	61.46	94.49	194.52	145.72	122.34	100.00	-0.87	-0.83	-2.99	-3.24	-1.60	0.78	0.20	0.38	0.60	0.59	0.00	0.04	0.00	0.14	0.00	0.00	-0.63	0.00
Mar	142.88	142.24	169.94	173.20	155.16	115.06	116.35	144.58	158.47	138.75	165.66	162.29	61.46	94.03	194.52	145.72	122.42	100.00	0.63	0.20	1.30	-0.07	8.86	-0.70	1.41	0.10	0.17	0.54	1.71	0.14	0.00	-0.49	0.00	0.00	0.07	0.00
Apr	149.19	145.48	188.04	180.89	220.43	119.55	120.58	144.78	158.74	135.96	167.67	173.09	61.46	90.46	194.52	158.03	128.60	100.00	4.42	2.28	10.65	4.44	42.07	3.90	3.64	0.14	0.17	-2.01	1.21	6.65	0.00	-3.79	0.00	8.45	5.05	0.00
May	154.13	149.71	198.54	189.59	239.10	125.87	123.69	146.78	158.95	136.43	178.16	183.01	62.07	90.45	194.52	162.51	127.85	100.00	3.31	2.90	5.59	4.81	8.47	5.29	2.58	1.38	0.13	0.35	6.25	5.74	0.98	-0.02	0.00	2.83	-0.58	0.00
June	155.53	150.22	200.21	187.57	257.53	138.69	124.82	146.97	159.34	140.21	178.58	183.61	62.07	90.85	194.52	166.11	132.07	100.00	0.91	0.35	0.84	-1.07	7.71	10.19	0.75	0.13	0.25	2.77	0.24	0.32	0.00	0.45	0.00	2.22	3.30	0.00