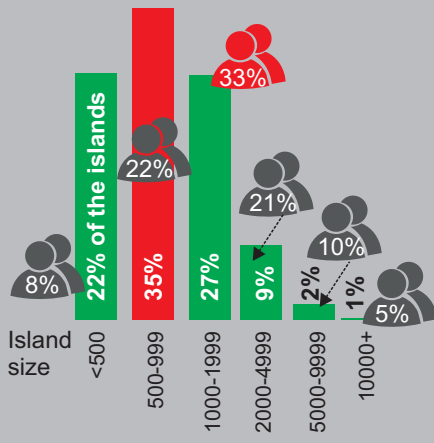


## Distribution of total resident population

Resident population in administrative islands by size of population (excluding Male')



Population size of the 187 inhabited islands vary substantially.



106 residents  
V.Rakeedhoo



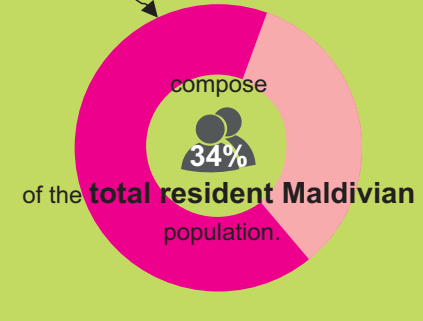
11,129 residents  
S.Hithadhoo.

Apart from the capital Male' with a population of 153,904, only 4 administrative islands have a population size greater than 5,000.

There are GDh.Thinadhoo, HDh. Kulhudhuffushi, Gn.Fuvahmulah & S.Hithadhoo.

## Distribution of resident Maldivian population

Almost 2/3rd of the islands have a population less than 1,000 people



Excluding foreign resident population, there are 2 islands with a population less than 100.



V.Thinadhoo


B.Fehendhoo

When the resident foreign population is included, there is no island with a population below one hundred inhabitants.



The maximum number of people live in islands with a population ranging between 1,000 to 1,999

## Resident Maldivian population by place of birth




1% of population born Abroad



Out of the total Maldivian population, 79,641 persons (24% of population) were born in Male'.

8% of the population was born in both Addu (S) and South Thilandhumathi (HDh).



## Resident Maldivian population by place of registration



Out of the total Maldivian population, 57,338 persons (17%) is registered in the Male'

81% are registered in the rest of the islands

Highest proportion of the registered population in the Atolls are also found in

Addu (S) - 9%

& South Thilandhumathi (Hdh)- 7%

Out of the 79,641 Maldivians born in Male', 43% are registered in islands other than Male', while 56% of them are registered in Male'.

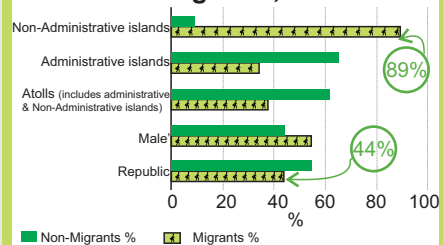
Out of the 57,338 Maldivians registered in Male', 78% were born in Male'. The highest proportion of registered population of the atoll is also born in that Atoll.

A substantial proportion of registered population of each Atoll is born in Male', ranging from 7% to 26% across the Atolls.

## Usual Resident Maldivian Population with a change in residence

Population with a different island for usual and previous residence are considered as migrants.  
Population without a change in their usual residence are considered as non-migrants.

### Percentage share of migrants and non-migrants, 2014



Out of the 338,434 resident Maldivians **44%** of the population (147,927) had shifted their residence

Administrative islands in all of the **20 atolls** have a **higher share of non-migrant** population.

**Migration** in the country as well as in the Atolls is **dominated by males**.

**54%** of Male

**46%** of the women had a change in residency

However in **Male'**, **female** migrants are **more** than male migrants.

## Reason for last migration

In case of Republic, four main reasons for which the resident Maldivian population has migrated are:

**25%**  
return migrants to live in this island

**22%**  
Education

**16%**  
Employment & job opportunity

**12%**  
due to family migrating & to live with them.

In Male', main reasons are:

**40%**  
Education

**14%**  
return migrants to live in this island

In Atolls (including Administrative and Non-administrative), main reasons are:

**35%**  
return migrants to live in this island

**18%**  
Employment & job opportunity

**Male**

**27%**  
Employment & job opportunity

**Female**

**26%**  
return migrants to live in this island

## Lifetime migration

A person whose usual island of residence differs from his island of birth is a lifetime migrant.

Census 2014 shows a population of **147,883** to be **lifetime migrants**.

**54%** of Male **46%** of the women

Among the lifetime migrants **45%** were usual residents of **Male'** & **55%** were usual residents from **Atolls** (both administrative & non-administrative islands combined)

## Distribution of resident foreign population

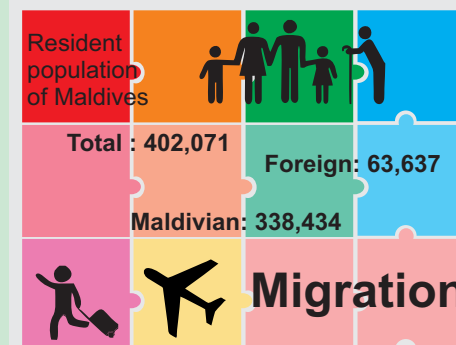
The foreign population is distributed across the country, **majority** of them **live in Male' (40%)** & in **non-administrative islands (36%)**.

The foreign population consists of many different nationalities with

**Bangladeshis**  
**58%**

**Indians**  
**21%**

Most of the foreign population has lived in the country for **1 to 2 years**.



During the census, persons were enumerated in the household where they were located during census night.

Usual residence however, is the island where the person usually resides. Usual residence is determined based on the duration of one year or more. If the person has lived in that island for less than one year, but intends to live for one year, that island is considered as usual residence of the person.

A person who has ever changed his/her island of usual residence is a migrant.

A person whose usual residence differs from his birth place is a lifetime migrant.

# CENSUS 2014 Quick Guide: Migration