

CONSUMER PRICE INDEX DECEMBER 2012

Release on 28 January 2013

Inflation rate for December 2012

- Monthly percentage change between Nov 2012 and Dec 2012
 - ▣ Monthly inflation: 0.39%
- Change from the corresponding month of the previous year (i.e. Dec 2011 to Dec 2012)
 - ▣ Annual inflation (month on month): 5.07%
- Change from the previous year (2011 to 2012)
 - ▣ Annual inflation (year on year): 10.88%

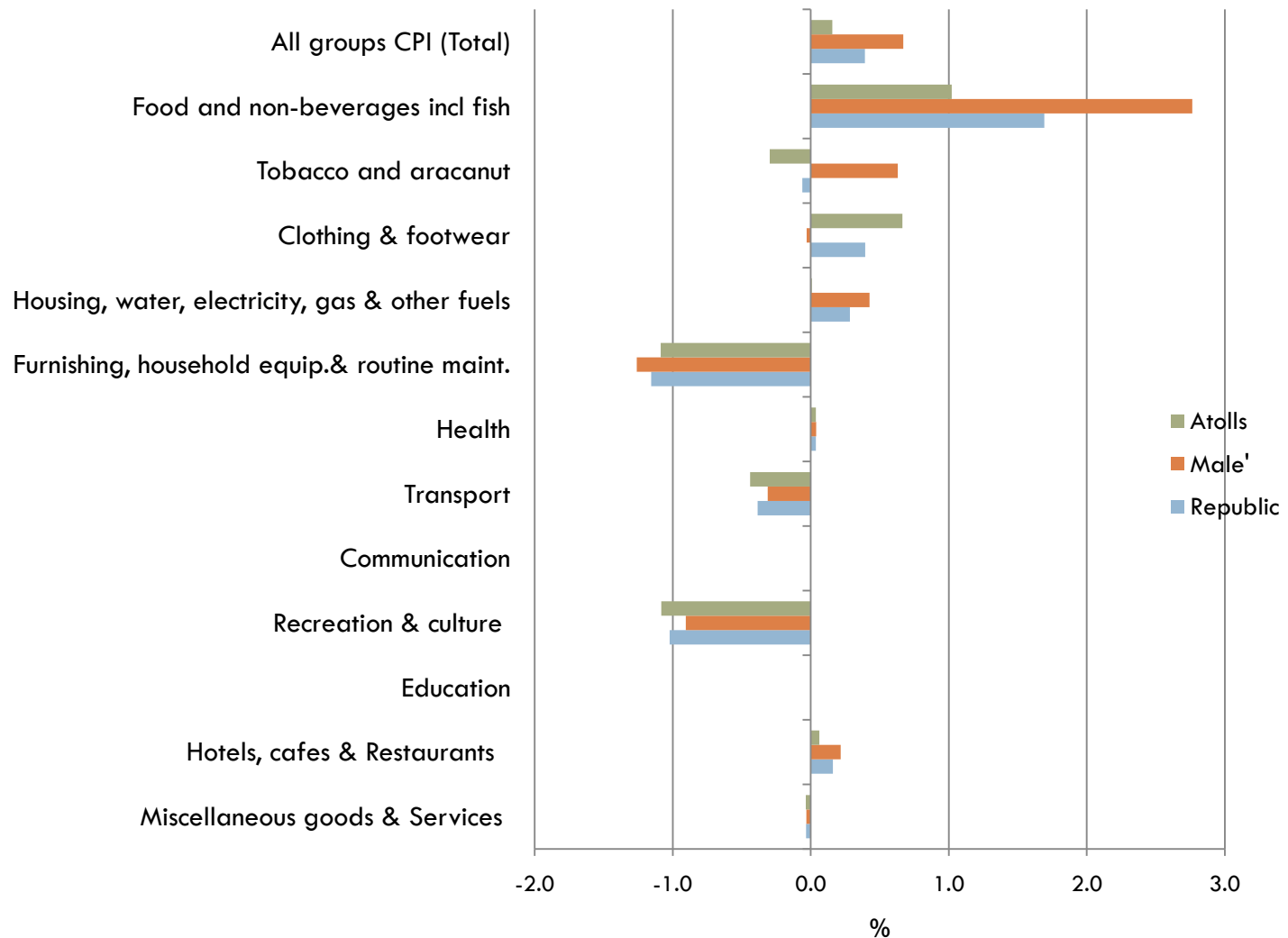
Overview of the CPI movements

- The most significant price RISES this month were for;
 - Vegetables (+8.86%),
 - Fish (+2.89%),
 - Food products n.e.c (+2.08%),
 - Fruits (+ 1.06%),
 - Other articles of clothing accessories (+0.95%),
 - Meat (+0.69%)
 - Fruits and Vegetables juice (+0.69%) and
 - Shoes and other footwear (+0.64%).

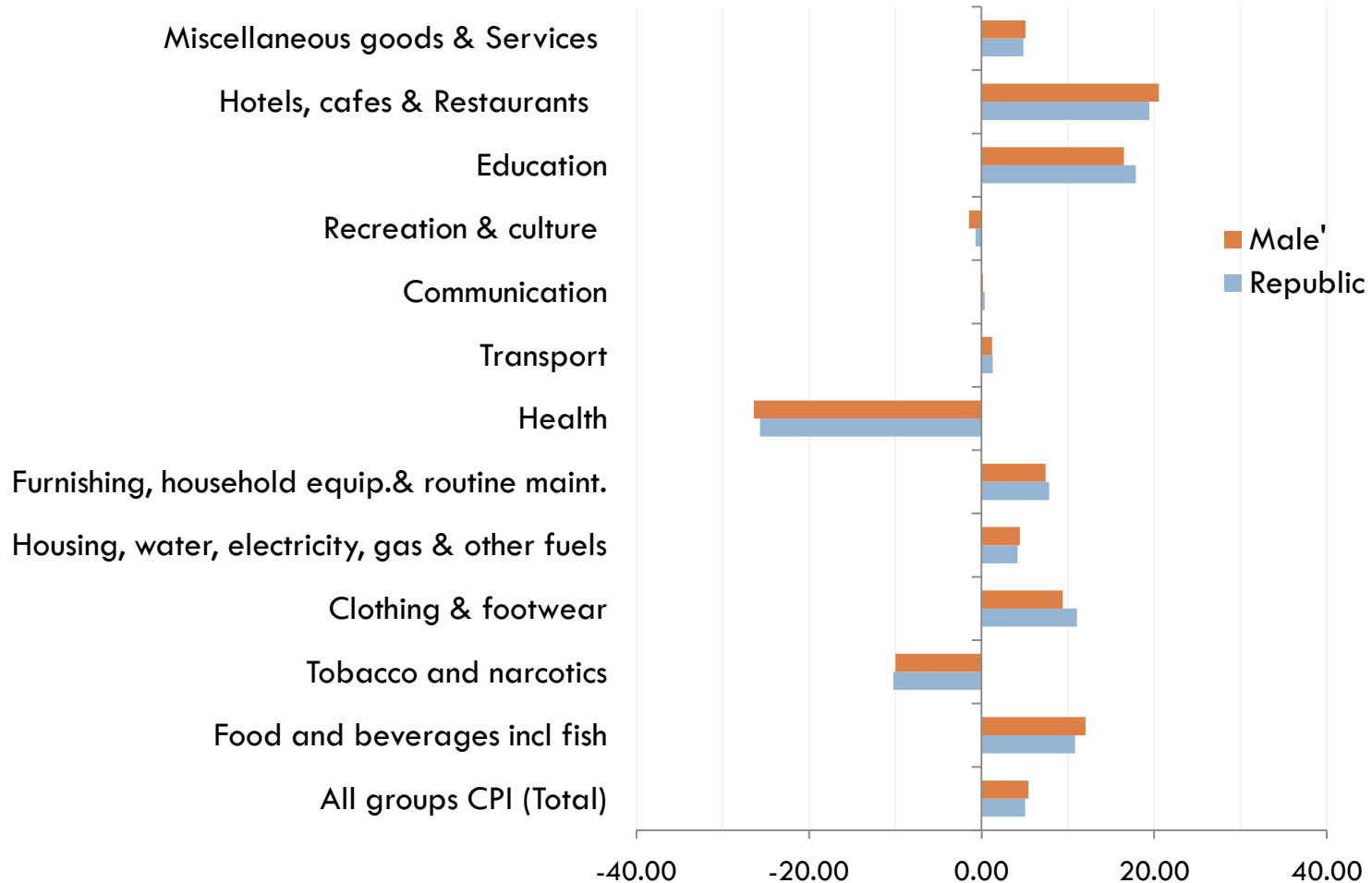
Overview of the CPI movements

- The most significant price FALLS this month were for;
 - Equipment for reception (-4.66%),
 - Tools and Equipments(-4.63%),
 - Passenger transport by Air (-3.37%)
 - Glassware, tableware and household utensils (-2.91%)
 - Major household appliances (-2.42) and
 - Household textiles (-2.03%)

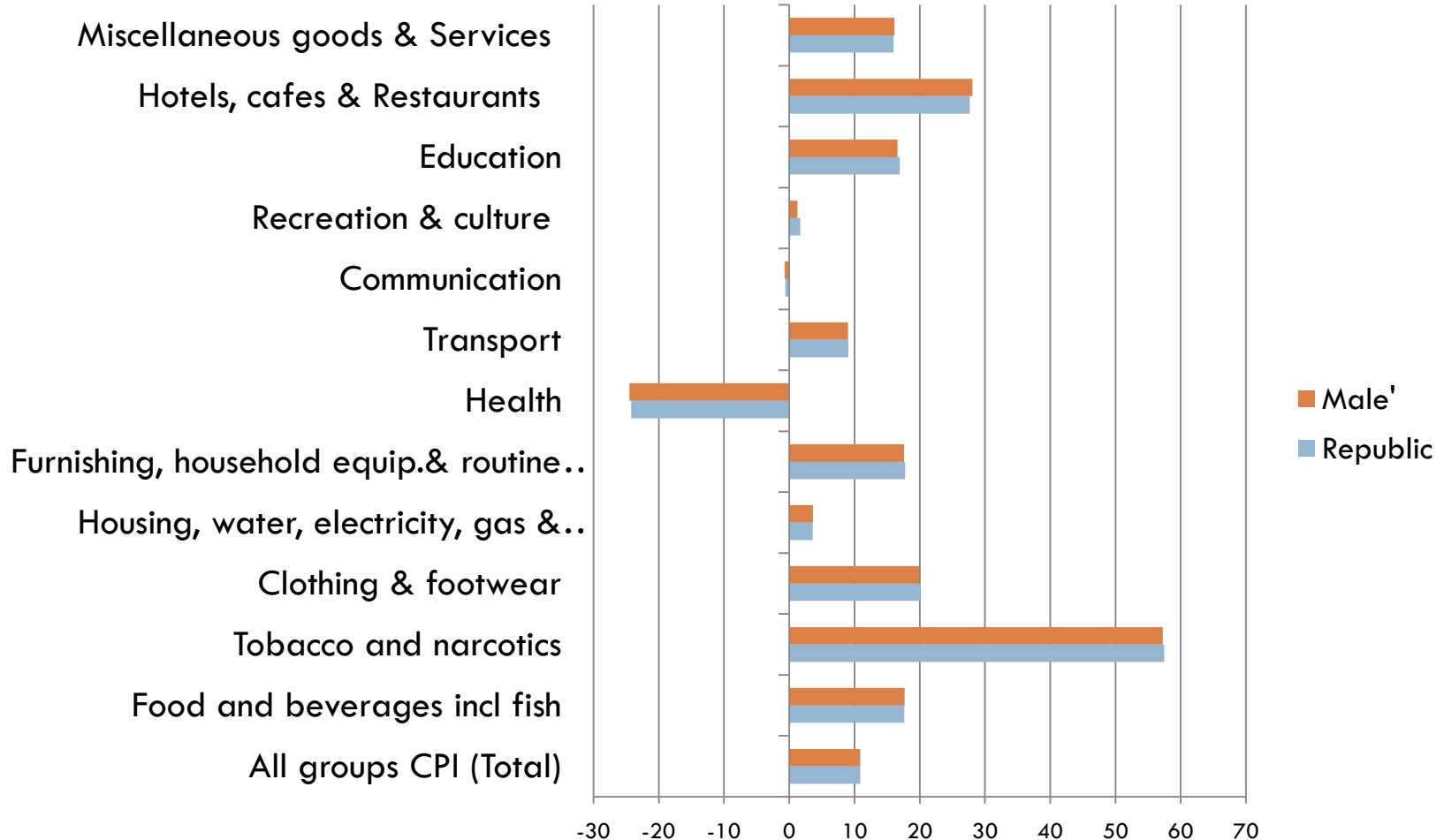
Monthly Inflation (Nov 2012 to Dec 2012)



Annual Inflation (Dec 2011 to Dec 2012)



Annual Inflation (2011 to 2012)



Percentage change and change in index points used

- ▣ Movements in CPI from one period to the other period are expressed in index points as well as percentage changes.
- ▣ Information on points contribution and points contribution change (or points change) is of immense value when analysing sources of price change

Contribution to monthly change (Nov 2012 to Dec 2012)

	Republic	Male'	Atolls
All groups CPI (Total)	0.39	0.67	0.16
Food and non-beverages incl fish	0.48	0.66	0.33
Tobacco and arecanut	0.00	0.01	-0.01
Clothing & footwear	0.02	0.00	0.03
Housing, water, electricity, gas & other fuels	0.07	0.14	0.00
Furnishing, household equip.& routine maintenance	-0.10	-0.09	-0.11
Health	0.00	0.00	0.00
Transport	-0.02	-0.02	-0.03
Communication	0.00	0.00	0.00
Recreation & culture	-0.05	-0.03	-0.07
Education	0.00	0.00	0.00
Hotels, cafes & Restaurants	0.01	0.01	0.00
Miscellaneous goods & Services	0.00	0.00	0.00

Up-coming CPI releases

- Monthly CPI is targeted to be released on the last Monday of the month at 10.00 am local time
- Next release
 - ▣ January CPI : 25 February 2013

Documents available

- A guide to the Consumer Price Index, Maldives 2012

GUIDE

- Review of the Consumer Price Index, 2012 (Base Period June 2012=100)

REVIEW

www.planning.gov.mv

FOR MORE INFORMATION

- Internet www.planning.gov.mv
- National Accounts and Economic Statistics Section of the Statistics Division can assist in understanding better the methodology of CPI and inflation.
- Phone: 3349 470
- Email: econstats@planning.gov.mv
- Fax: 3327351