

CONSUMER PRICE INDEX DECEMBER 2013

Release on 27 January 2014

Inflation rate for December 2013



- Monthly percentage change between November 2013 and December 2013
 - ▣ Monthly inflation: -0.03%
 - Monthly inflation excluding fish: 0.02%

- Change from the corresponding month of the previous year (i.e. December 2012 to December 2013)
 - ▣ Annual inflation (month on month): 3.29%

Overview of the CPI movements

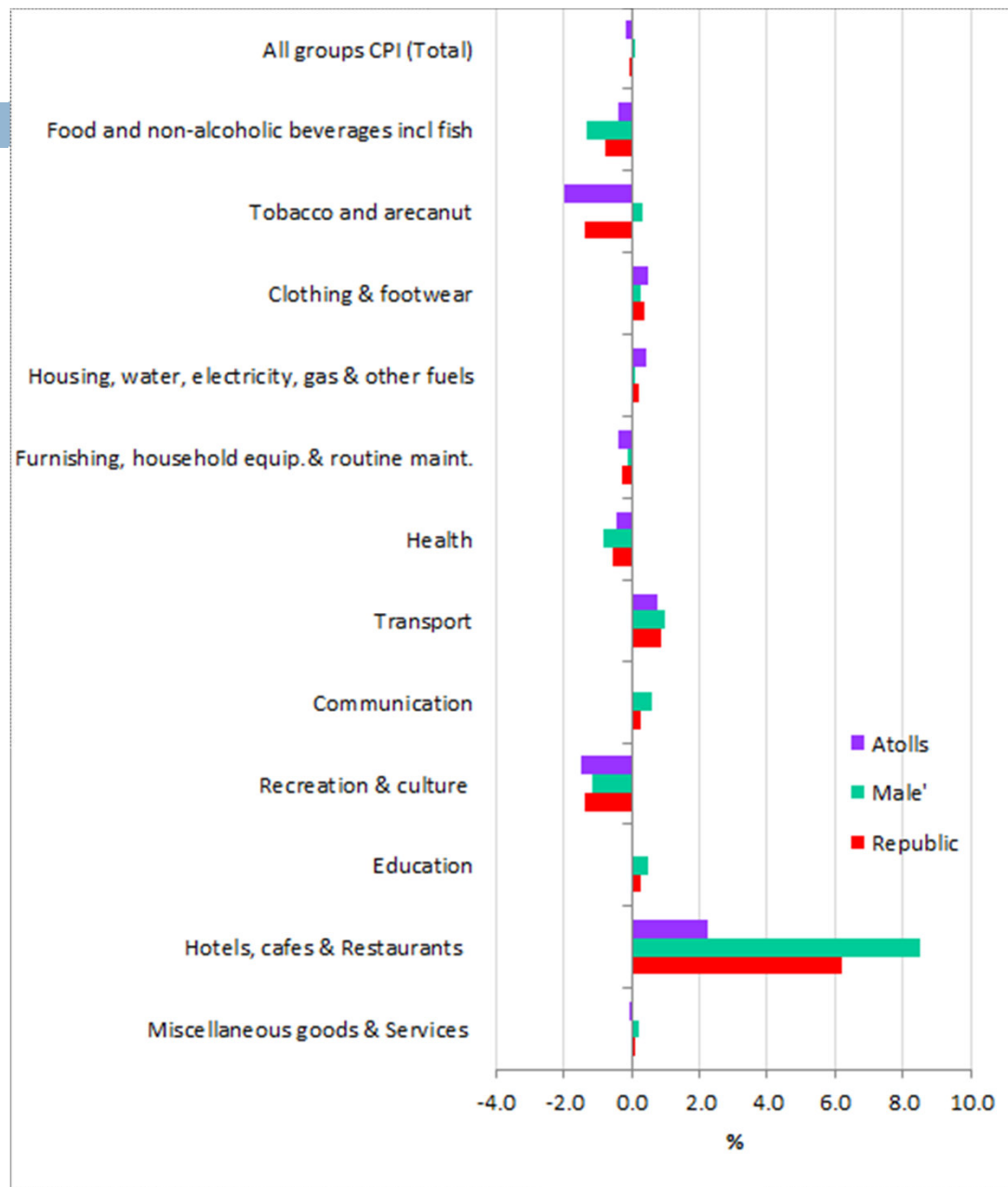
- CPI groups below are ordered in terms of their absolute significance to the change in All groups index points for the month
- The most significant price FALLS this month were from;
 - vegetables (-6.05%),
 - information processing equipment (-4.52%),
 - fish (-0.56),
 - fruit (-1.88%),
 - major household appliances (-1.75%) and
 - tobacco (-1.60%).

Overview of the CPI movements

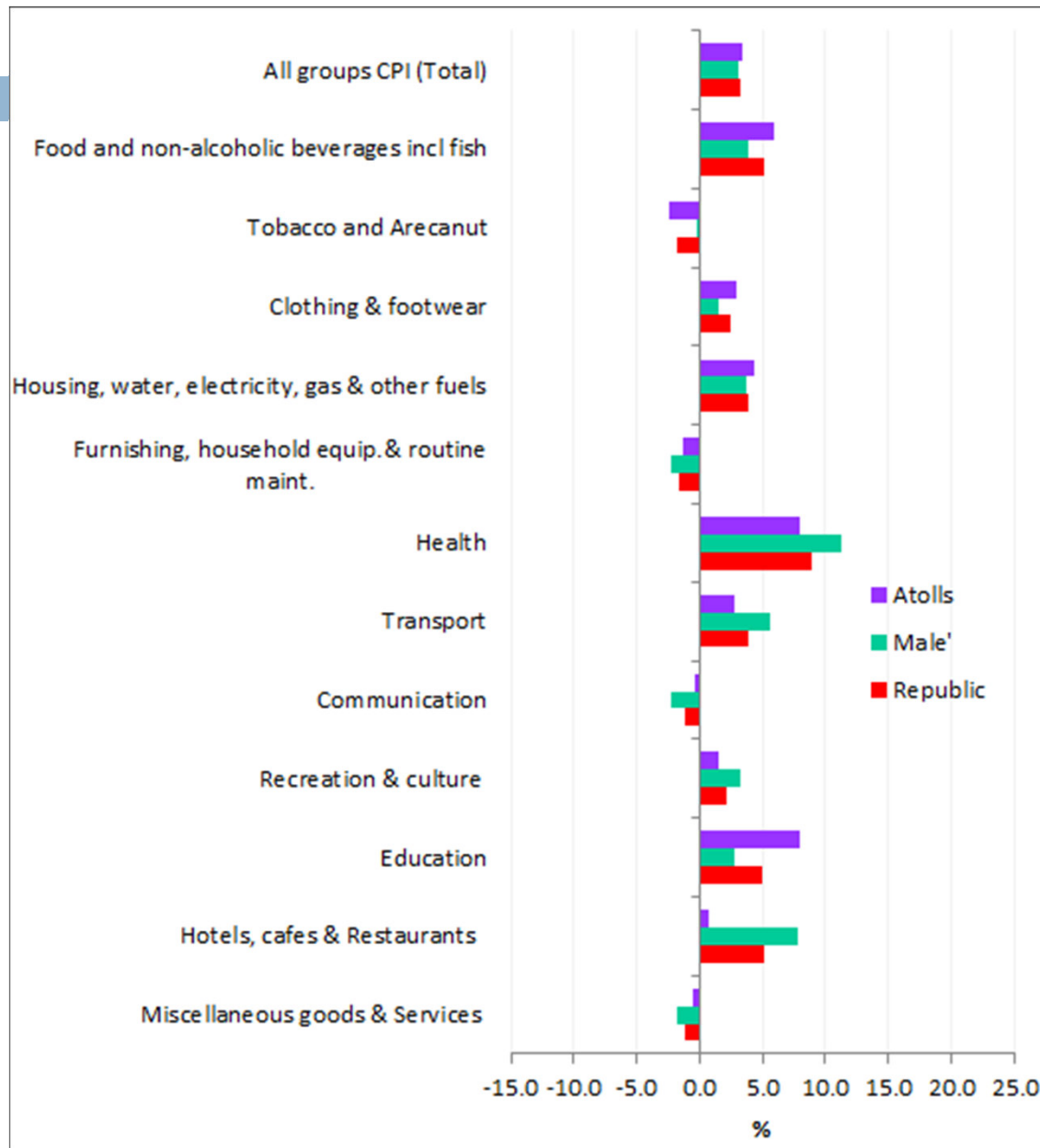


- The most significant price RISES this month were for;
 - restaurants and café's (+6.37%),
 - gas (+3.05%),
 - passenger transport by road (+4.82%),
 - milk, cheese and eggs (+0.72%), and
 - actual rentals paid by tenants (+0.28%).

Monthly Inflation (Nov 2013 to Dec 2013)



Annual Inflation (Dec 2012 to Dec 2013)



Percentage change and change in index points used



- ▣ Movements in CPI from one period to the other period are expressed in index points as well as percentage changes.
- ▣ Information on points contribution and points contribution change (or points change) is of immense value when analysing sources of price change

Contribution to monthly change (Nov 2013 to Dec 2013)

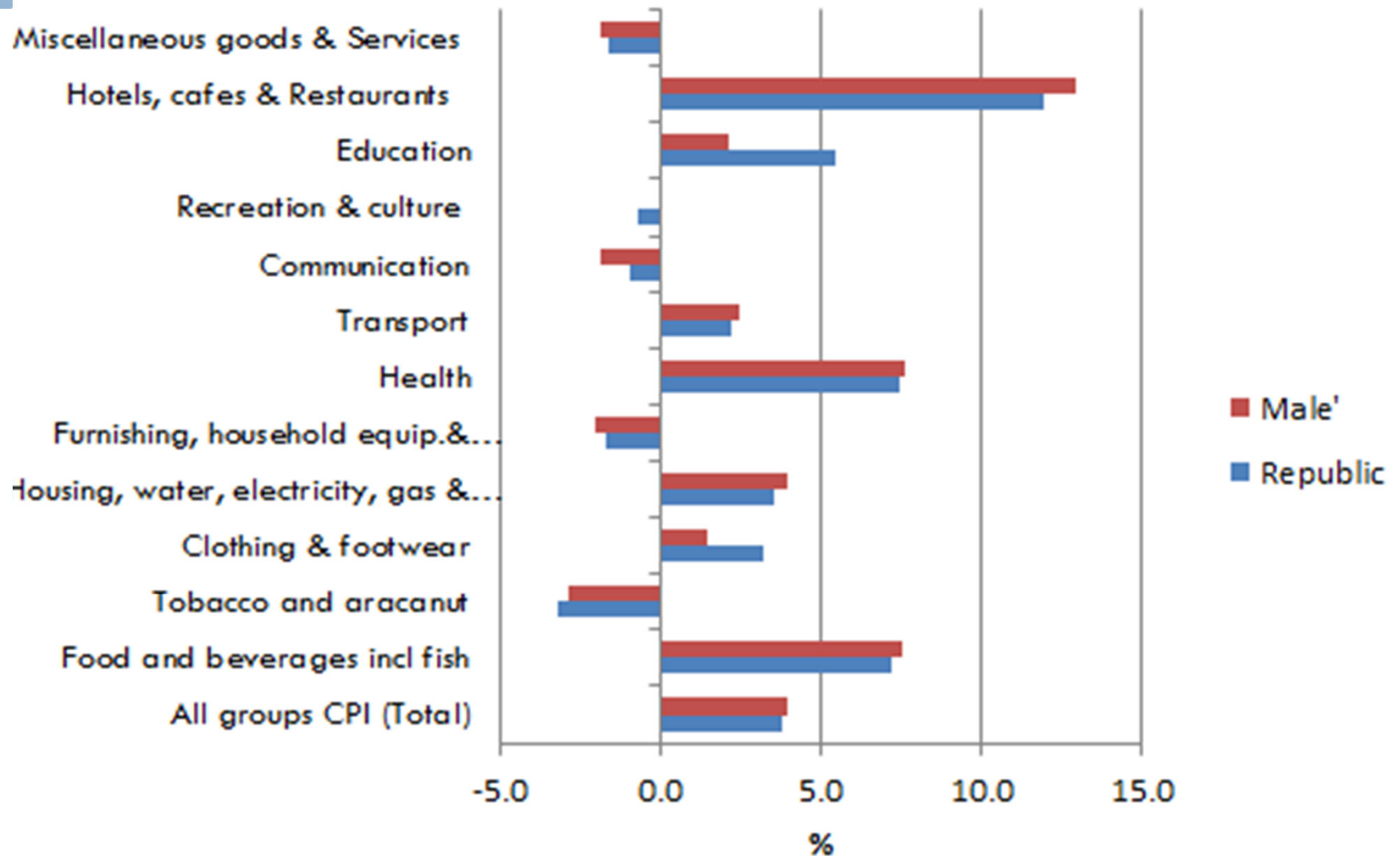
CPI GROUPS	Republic	Male'	Atolls
All groups CPI (Total)	-0.03	0.14	-0.18
Food and non-alcoholic beverages incl fish	-0.23	-0.35	-0.14
Tobacco and aracanut	-0.03	0.00	-0.06
Clothing & footwear	0.02	0.01	0.02
Housing, water, electricity, gas & other fuels	0.06	0.05	0.07
Furnishing, household equip.& routine maint.	-0.02	-0.01	-0.04
Health	-0.03	-0.03	-0.04
Transport	0.05	0.05	0.05
Communication	0.01	0.03	0.00
Recreation & culture	-0.07	-0.05	-0.09
Education	0.01	0.02	0.00
Hotels, cafes & Restaurants	0.21	0.40	0.05
Miscellaneous goods & Services	0.01	0.02	0.00

ANNUAL CPI, 2013



- Percentage change between 2012 and 2013
 - Republic: 3.81%
 - Male' : 4.00%

ANNUAL CPI, 2013 (inflation by groups)



Up-coming CPI releases



- Monthly CPI is targeted to be released on the last Monday of the month at 10.00 am local time
- Next release
 - ▣ December CPI : 24 February 2014

Documents available



- A guide to the Consumer Price Index, Maldives 2012

GUIDE

- Review of the Consumer Price Index, 2012 (Base Period June 2012=100)

REVIEW

www.planning.gov.mv

FOR MORE INFORMATION



- Internet www.planning.gov.mv
- National Accounts and Economic Statistics Section of the Statistics Division can assist in understanding better the methodology of CPI and inflation.
- Phone: 3349 497
- Email: econstats@planning.gov.mv
- Fax: 3327351