

# CONSUMER PRICE INDEX MAY 2013

Release on 24 JUNE 2013

# Inflation rate for April 2013



- Monthly percentage change between April 2013 and May 2013
  - ▣ Monthly inflation: 0.10%
  - Monthly inflation excluding fish: -0.16%
  
- Change from the corresponding month of the previous year (i.e. May 2012 to May 2013)
  - ▣ Annual inflation (month on month): 6.60%

# Overview of the CPI movements

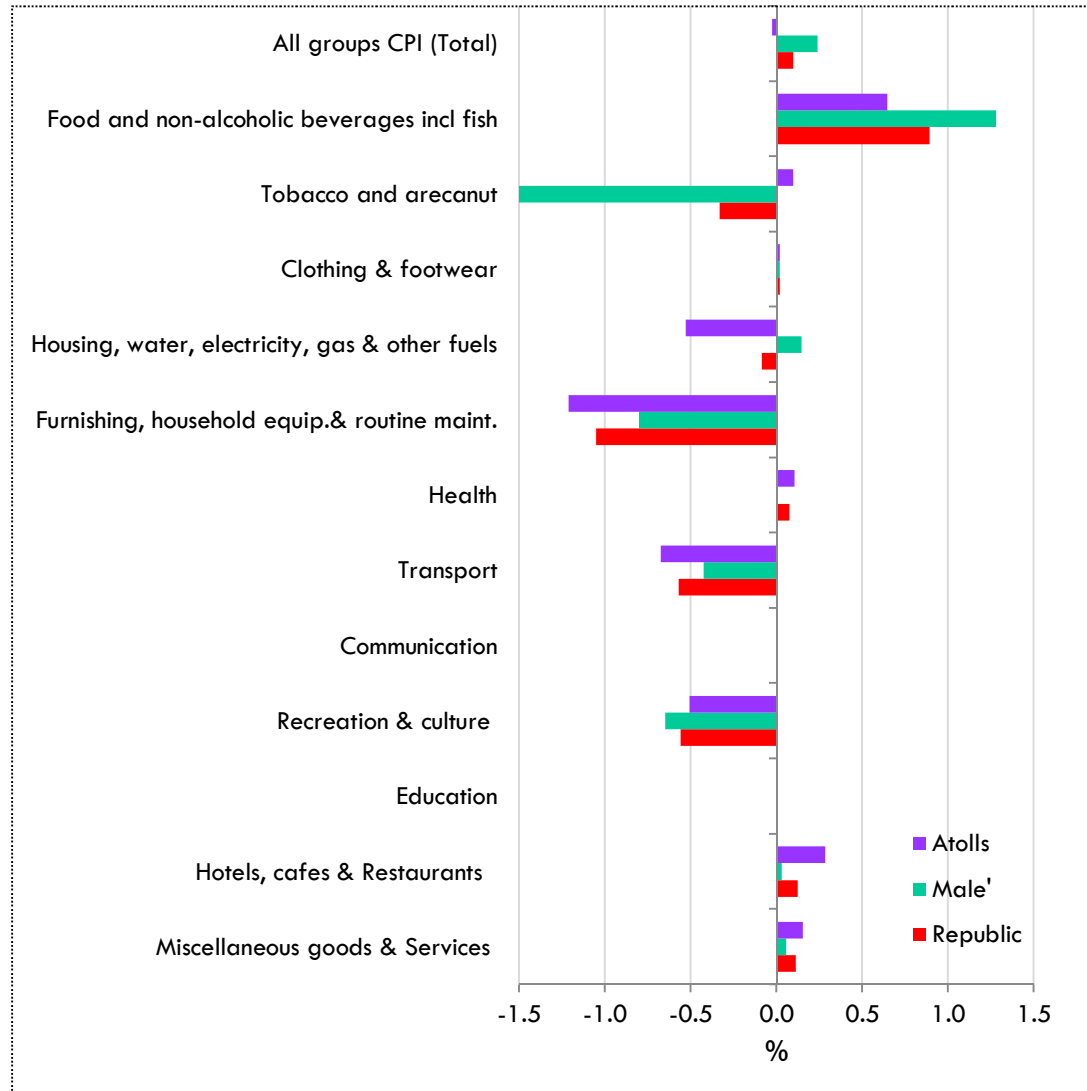
- The most significant price RISES this month were from;
  - Vegetables (+14.75%),
  - Actual rentals paid by tenants (+0.27%),
  - Fruits (+1.01%),
  - Gas (+0.59%),
  - Bread and cereals (+0.22%), and
  - Other appliances, articles and products for personal care (+0.16%)

# Overview of the CPI movements

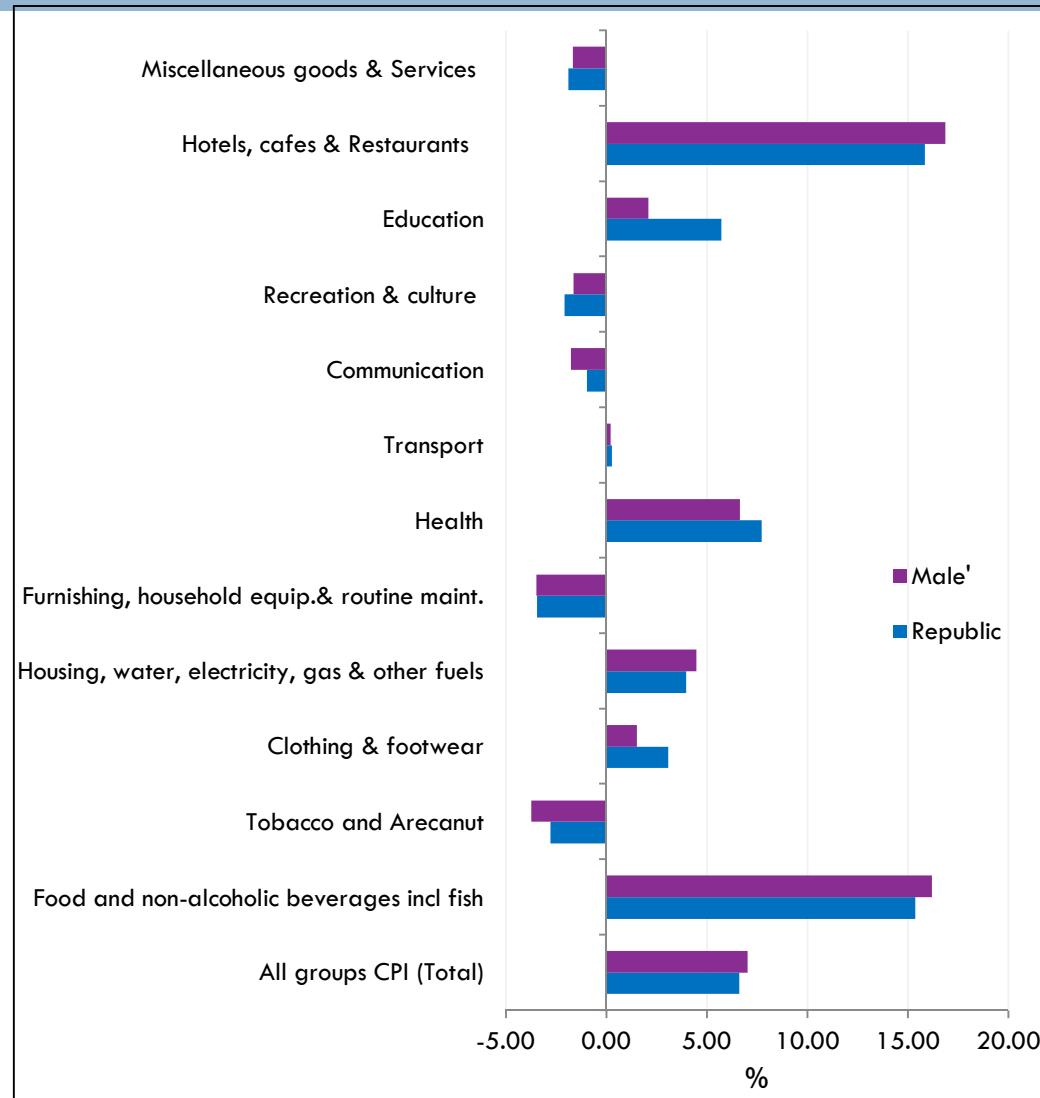


- The most significant price FALLS this month were for;
  - ▣ Major household appliances whether or not electrical (-2.80%),
  - ▣ Materials for the maintenance and repair of the dwelling (-2.14%),
  - ▣ Fish (-0.53%),
  - ▣ Equipment for the reception, recording and reproduction of sound and pictures (-2.92%),
  - ▣ Non-durable household goods (-1.54 %) and
  - ▣ Passenger transport by air (-4.86%)

# Monthly Inflation (April 2013 to May 2013)





# Annual Inflation (May 2012 to May 2013)



# Percentage change and change in index points used

- ▣ Movements in CPI from one period to the other period are expressed in index points as well as percentage changes.
- ▣ Information on points contribution and points contribution change (or points change) is of immense value when analysing sources of price change

# Contribution to monthly change (April 2013 to May 2013)

CPI GROUPS	Republic	Male'	Atolls
All groups CPI (Total)	0.10	0.24	-0.03
 Food and non-beverages incl fish	0.26	0.31	0.21
Tobacco and arecanut	-0.01	-0.02	0.00
Clothing & footwear	0.00	0.00	0.00
Housing, water, electricity, gas & other fuels	-0.02	0.05	-0.08
Furnishing, household equip.& routine maint.	-0.09	-0.06	-0.12
Health	0.00	0.00	0.01
Transport	-0.03	-0.02	-0.04
Communication	0.00	0.00	0.00
 Recreation & culture	-0.03	-0.02	-0.03
Education	0.00	0.00	0.00
Hotels, cafes & Restaurants	0.00	0.00	0.01
Miscellaneous goods & Services	0.01	0.00	0.01



# Up-coming CPI releases



- Monthly CPI is targeted to be released on the last Monday of the month at 10.00 am local time
- Next release
  - ▣ May CPI : 29 July 2013

# Documents available



- A guide to the Consumer Price Index, Maldives 2012

## GUIDE

- Review of the Consumer Price Index, 2012 (Base Period June 2012=100)

## REVIEW

[www.planning.gov.mv](http://www.planning.gov.mv)

# FOR MORE INFORMATION

- Internet [www.planning.gov.mv](http://www.planning.gov.mv)
- National Accounts and Economic Statistics Section of the Statistics Division can assist in understanding better the methodology of CPI and inflation.
- Phone: 3349 470
- Email: [econstats@planning.gov.mv](mailto:econstats@planning.gov.mv)
- Fax: 3327351