

1. Introduction

A household refers to a unit where people live within the same arrangement socially and economically. Usually a household comprises of a group of people sharing a living room and main meals together. The occupants may be a single family, two or more families living together, one person living alone, or any other group of related or unrelated persons who share living arrangements. Those people whose sleeping arrangements are different from where they take their meals are counted as part of the household where their sleeping arrangements are made. Those people who take their meals from various places are counted as part of the household where their sleeping arrangements have been made.

In the 2006 Census, a total of 46,194 households were enumerated out of which 14,107 households were in Male' and the remaining 32,087 in the atolls. This chapter attempts to analyze the census data on family size and structure, gender, marital status, number of children, education and employment status of household heads and the living arrangements of children and the elderly. An attempt has been made to compare the 2006 Census with previous censuses wherever possible.

2. Household size

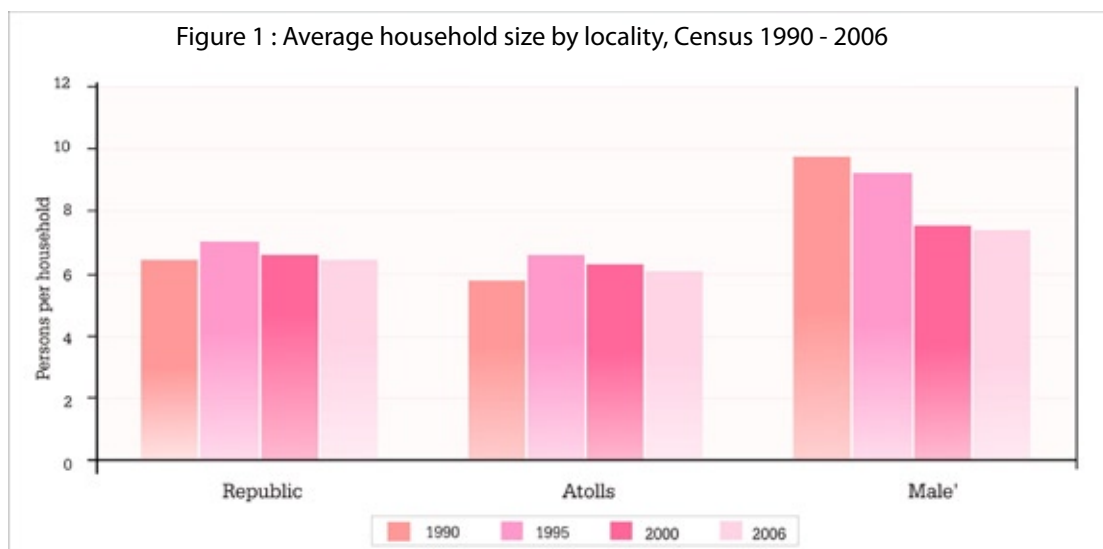
In 2000 Census, 40,912 households were enumerated with a total population of 270,101 and in 2006 there were 46,194 households with a total population of 298,968. There were 9,700 households in Male' in 2000 and this number increased to 14,107 in 2006. In the atolls the total number of households was 31,212 in 2000 and it increased to 32,087 in 2006. The 2006 Census shows that one third of the population is concentrated in the urban centre (Male'). Census data shows that the influx of migrants to Male' is highest compared to all the other atolls in the Maldives (MPND, 2005). The sharp increase in the number of households in Male' between 2000 and 2006 could be due to this factor.

Household size is calculated by taking the population residing in that locality and the number of households in that locality. As shown by Table 1 the average household size for the whole country is 6.5 people per household. The average household size for Male' is higher than the national average, at 7.4 people per household, while for the atolls it is 6.1 people per household

Table 1 : Average household size by locality, Census 1990 - 2006

Year	Republic		Atolls		Male'	
	Household no:	Household Size persons per HH	Households	Household Size	Households	Household Size
1990	32,941	6.5	27,288	5.8	5,653	9.8
1995	34,435	7.1	27,677	6.6	6,758	9.3
2000	40,912	6.6	31,212	6.3	9,700	7.6
2006	46,194	6.5	32,087	6.1	14,107	7.4

When comparing the change in average household size between the inter-censal periods, it can be seen that there has been a slight decrease in the household size between 2000 and 2006. The average household size for the Republic dropped slightly from 6.6 to 6.5, while in the atolls the value dropped from 6.3 to 6.1 and in Male' from 7.6 to 7.4.



3. Household type

Households were classified into eight main categories in the Population and Housing Census 2006. These classifications and their definitions are stated below.

1. Living quarters: A living quarter refers to houses, flats, apartments, and other similar types of places that have been made only for living purposes.
2. Collective living quarters: Collective living quarters are those places that have been established in such a way that enables a number of people to live together. Usually services such as common bathrooms, kitchens and dining are arranged within these quarters. Examples include hostels, labour quarters, factories, guest houses and resorts.

3. Establishments: Establishments refer to those places that have been established for an economic purpose but are being used for sleeping by individuals. Examples include garages and cafés.
4. Institutions: Institutions refer to a facility containing one or more group quarters where people live or stay under supervision over a period of time. Institutions include rehabilitation centers, hospitals or jails.
5. Temporary shelters: Temporary shelters are those places such as tents and shelters that have been set up for the Internally Displaced Population (IDP's) after their own homes were destroyed by the Tsunami of 2004 December.
6. Permanent New housing: These housings refer to the newly brought up permanent houses for the IDPs living purpose after the Tsunami.
7. Mobile Units: Mobile units refer to containers and vessels which could be taken from one place to another. Examples include dhonis, boats, fishing vessels and tents.
8. Others: Any other place which was used for a living purpose during the Census 2006 would come under this category. For instance if a person has his sleeping arrangements made within a place that was under construction during the time of the Census, it would be identified under this category.

As seen from the Table 2, majority of the population lived in living quarters such as houses, flats, apartments or in other similar type of places that have been made only for living purposes. Approximately 90 percent of the population is living in such quarters. There are more people living in houses, apartments or flats in the atolls when compared to Male'. Furthermore, collective living quarters such as resort labour quarters and institutions such as the drug rehabilitation center and the jails are located outside Male', thus explaining the significant gap between people living in collective living quarters in Male' and in the atolls.

Table 2 : Population classified according to household type by locality, 2006 Census

	Total	Living quarter (house/flats/ apartment/ rooms)	Collective Living quarter	Establishment	Institution	Temporary shelter	Permanent new housing (Laucala)	Mobile units	Other	Not Stated
Republic	298,968	270,018	8,420	1,017	736	5,430	221	2,132	340	10,654
Male'	103,693	94,408	1,231	49	4	54	7	1,285	13	6,542
Atolls	195,275	175,610	7,189	960	732	5,376	214	847	327	4,012

The catastrophic tsunami which destroyed several islands in December 2004 left 8000 homes damaged and 29,000 (10 percent of the population) displaced. According to the 2006 Census, there are 5,376 people living in temporary shelters and 214 people living in permanent new housing provided by the government and other foreign aid agencies within the atolls. This number is much

less when compared with Male', where only 54 people live in temporary shelters and 7 people live in permanent new housing granted after the tsunami.

Male' being the urban centre of the country, houses a large number of mobile units such as dhonis, fishing vessels and speed boats. Most of these people arrive in Male' for various economic reasons such as selling fish, agricultural products or purchasing goods to be taken back to their islands. They are likely to take their meals from small cafés (referred by the locals as hotels) and have their sleeping arrangements made on these mobile units.

4. Household head

The household head is responsible for making all the decisions within that household although he/she is not necessarily the main income earner of the household. The household head is any member of the household, whether male or female, who is acknowledged as such by the other household members. For example, a household is sometimes headed by a female if her husband works and resides in a nearby resort. This female is therefore not the bread winner but an absent husband requires her to make the household decisions and as a result she is seen by the other members as the head.

This part of the analysis will explore household heads with respect to their gender, marital status, educational qualifications and employment status. In this chapter, household heads are classified as below.

- Head of the Household: HHH
- Female Headed Households: FHH
- Male Headed Households: MHH
- FHH1= with no migrants
- FHH2= never married, divorced or widowed

4.1 Household heads classified by sex

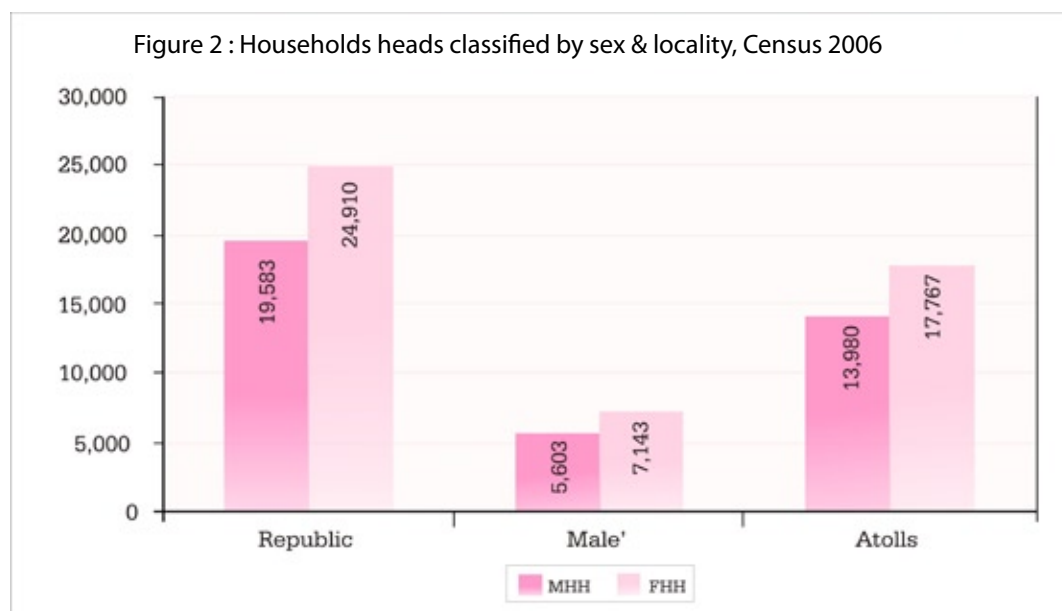
Figure 2 shows household heads classified by sex and locality according to the 2006 Census. As seen from the figure, Male Household Heads (MHH) are predominant throughout the country. For the Republic, 56 percent of the household heads are male while 44 percent are female. The proportion of the Female Household Heads (FHH) in 2000 Census was 46 percent.

As highlighted earlier in the chapter, many FHH are created due to the absence of their husbands for reasons of employment. The unique geography of the country coupled with major transportation difficulties results in a majority of the people working outside their islands having to reside in their workplace. For instance, due to transportation constraints people working in nearby resorts have to reside there, even if their island of residence is within the same atoll. Furthermore, many people migrate to Male' seeking better employment opportunities. According to the Migration Survey conducted by MPND in 2005, employment is the second major pull factor of the migrant population

to Male' after Education. In this survey, 24 percent of the migrants reported employment as their primary reason for migration. This therefore creates many female headed households under international definitions, as the main bread winner is working outstation.

It is presumed that those households headed by a female would be less prosperous given that females usually occupy jobs within the lower wage bracket. However, those households which are headed by a female due to an absent breadwinner would not have to face the financial limitations as by other female headed households.

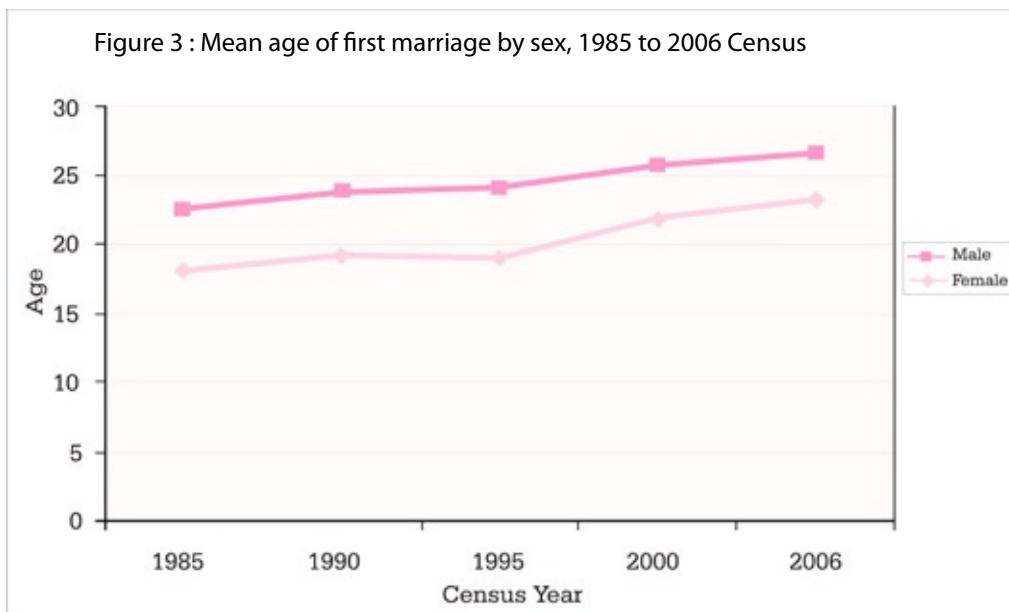
Another possible factor relating to the increased number of female household heads is divorce. According to the 2006 Census, Five percent of the FHH are divorced. Furthermore, a similar percentage is seen in the number of widowed.



4.2 Marital status of household heads

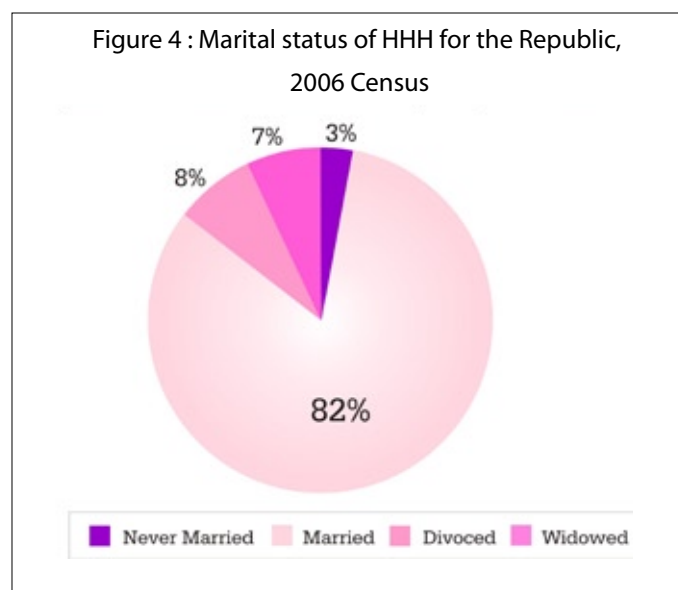
The period prior to marriage has extended compared to traditional times, where people got married as young as 9 years of age. After the Family Law came into effect on 1 July 2001, the minimum legal age of marriage was set to 18 years. The new Family Law, along with improved access to education across the country has increased the average age at first marriage of the population, especially the female population.

Figure 3 shows the Mean Age of First Marriage (MAFM) for males and females from 1985 to 2006 Censuses. The graph shows that the MAFM has gradually increased over the years for both sexes. In 1985 the MAFM was 22.51 (males) and 17.99 (females). These figures increased to 26.54 (males) and 23.08 (females) in the 2006 census.



The new Family Law specifies many rights available to women in the Shari'a, such as pre-nuptial agreements to ensure the rights of both parties within the marriage. Pre-nuptial agreements can also lay the foundation for protection of the rights of women in case of unwarranted divorce and polygamy (MGF 2006). Maldivian men, under Shari'a, are allowed to have four wives at the same time. According to the 1995 Census, one in eleven married men reported having more than one wife. This question was not asked in the consecutive censuses thus hindering this analysis.

The majority of the household heads are married in the Maldives despite their sex. According to the social values and norms, there are certain traits that are expected of a household head. Being married is one such characteristic. Figure 4 shows that a remarkable 82 percent of the household heads in the Republic are married. Interestingly, only 3 percent of the household heads have never been married.

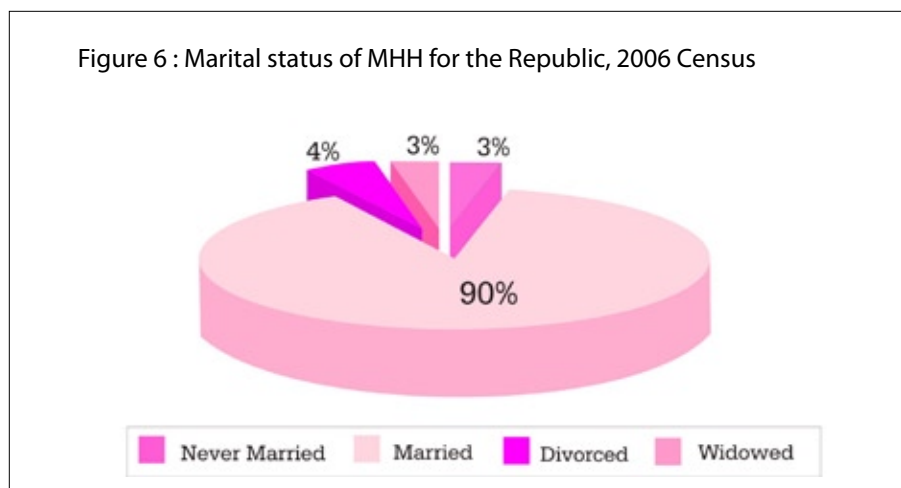
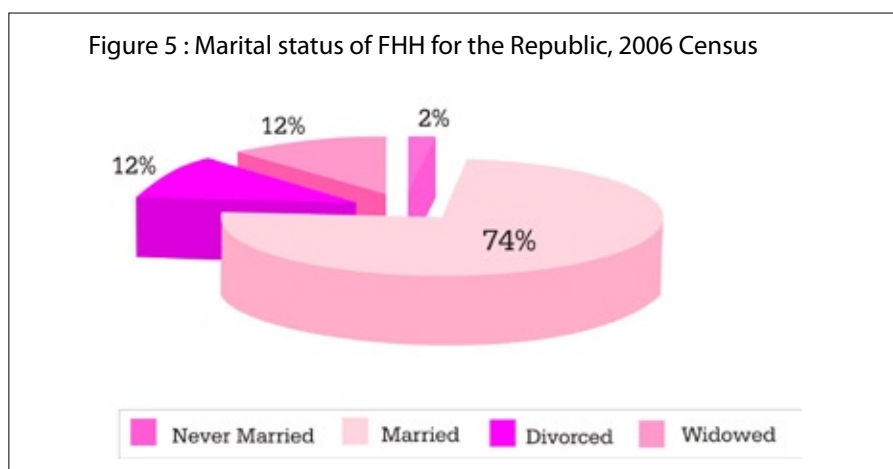


Divorce is a common social problem in the Maldives. Today, the law criminalizes impulsive and unilateral divorce by husbands. Divorce is possible only through the court system, and is allowed only if the efforts to reconcile undertaken by the arbitrators has failed. Moreover, both parties are allowed to initiate divorce within the existing system and may go through this procedure to affect a divorce (MWASS 2003).

Comparison of marital status by gender of household head

In this part of the analysis, the marital statuses of the household heads are further classified according to their gender. Figure 5 and 6 show the marital status of FHH and MHH for the Republic, for 2006 Census. The overall trend is similar for both FHH and MHH but there are some noteworthy differences. It was found that more MHH are married than FHH. Approximately 90 percent of the MHH are married, while 74 percent of FHH are married. On the other hand, 12 percent of FHH are divorced while only 4 percent of MHH are divorced.

The average life expectancy at birth for males is lower than females in the Maldives. According to 2006 Census, the average life expectancy at birth for a male is 72 years while for a female it is 73 years. According to the figures, 12 percent of the FHH are widowed while merely 3 percent of the MHH are widowed.



In line with Maldivian and Islamic traditions and culture, males play a more dominant role in family and in society. In the absence of a father figure, a male member of the household usually takes up the responsibility of looking after the members of the household, including children and the elderly, despite their marital status. In recent times, with changes in educational attainment, lifestyle and enhanced awareness, both females and males are found playing the role of the household head on an equal basis, even though they have never been married. Figures 5 and 6 show that 3 percent of the MHH have never been married compared to 2 percent of the FHH.

4.3 Fertility of female household heads: number of live births for female household heads

In the 2006 Census, female respondents were asked to report the number of live births they delivered throughout their reproductive life. The World Health Organization’s definition of a live birth states that “A Live birth is the complete expulsion or extraction from its mother of a product of conception, irrespective of the duration of the pregnancy, which, after such separation, breathes or shows any other evidence of life such as heartbeat, umbilical cord pulsation, or definite movement of voluntary muscles, whether the umbilical cord has been cut or the placenta is attached”(Geneva Foundation for Medical Education and Research, 2007).

It was found that a majority of the FHH have had a live birth during their lifetime. As seen from Figure 7, exactly 17,866 female heads (92 percent) had given a live birth while 1,028 FHH (5 percent) did not have a live birth.

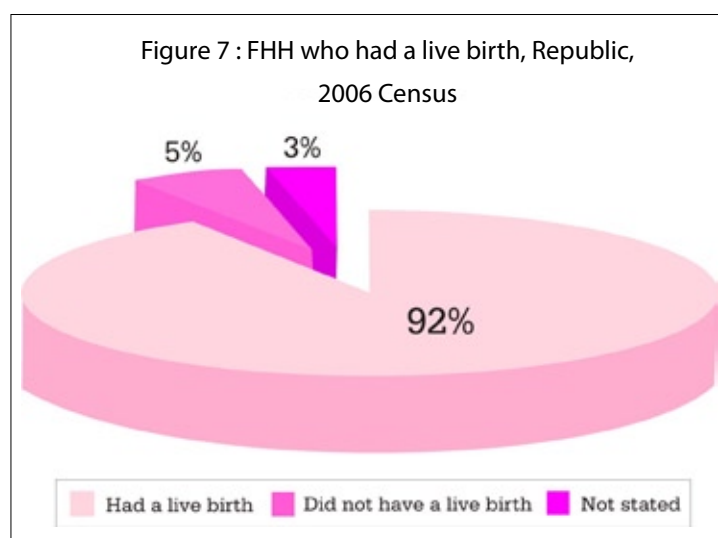


Table 4 shows the classification of household heads that had/did not have a live birth by sex and locality. Of the 19,583 female household heads in the nation 17,866 heads (91.2 percent) had given a live birth. It was found that there are more FHH who have had a live birth in the atolls (92 percent) when compared with that of Male’ (88 percent). Similarly, 8 percent of the FHH in Male’ did not have a live birth, while in the atolls this figure is at 4 percent. One possible explanation for this could be the difference of education level.

According to the Reproductive Health Survey (2004), the age of first marriage among female respondents who had received education through formal schooling was higher than that of women who had received no education or only non-formal education. Formal education delays age of first marriage, child birth and hence the number of children a woman delivers in her lifetime. With geographical constraints and the widely dispersed nature of the population, challenges are faced in providing secondary education to smaller islands.

Table 3 : Age of first marriage & Education of women (2004)

Education	No. of Women	Age of First Marriage	
		Mean	Median
Primary & Above	1657	19.1	19
None of non-Formal	1034	17.2	17

Source: Reproductive Health Survey, Ministry of Health, 2004

Table 4 : Classification of HHH who had / did not have a live birth by female & locality, 2006 Census

	Republic	Male'	Atolls
Had a live birth	17,866	4,948	12,918
Did not have a live birth	1,028	466	562
Not stated	654	177	477
Not applicable	24,945	7,155	17,790
Total	44,493	12,746	31,747

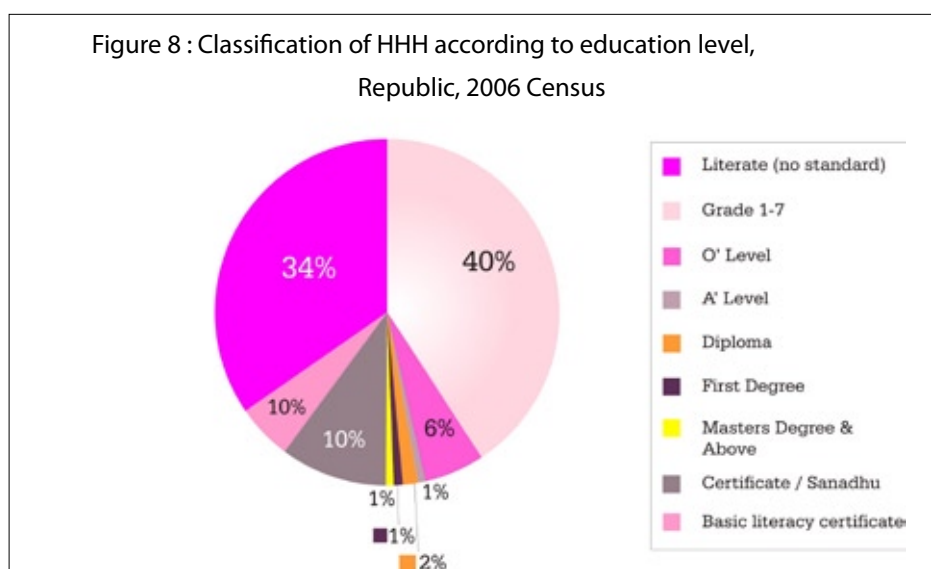
4.4 Education level of household heads

Education level is an important social indicator while analyzing the characteristics of the household heads. Maldives achieved Universal Primary Education in 2002. According to the 2006 Census 98 percent of the children aged 6-12 years were attending school. With this achievement, the government is working towards 10 years of universal basic education by 2010 and improving the quality of education given.

Maldives has traditionally given much emphasis to education. The Maldives has the highest literacy rate among the SAARC countries (SAARC Regional Poverty Profile, 2005). The current literacy rate for the Maldives is 98 percent.

Education level of a person is very likely to influence his/her age of first marriage, number of children, employment status and standard of living. Figure 8 shows the classification of HHH according to their level of education for the Republic during the Census 2006. The majority of the HHH in the nation have completed Grade 1-7. Approximately 40 percent of the HHH have attained an education between grade 1 and 7. The next prevalent majority are those classified as literate

The figure shows that 34 percent of the household in the Republic are able to read and write, but do not have any recognized academic qualifications. Following this group are those heads having a certificate or sanadhu. Approximately 10 percent of the HHH in the Republic have attained a certificate/sanadhu while five percent have attained a basic literacy certificate. Furthermore, there are more HHH who have completed their O'levels than A'levels. While six percent of the HHH report to have completed their O'levels only one percent has completed their A'levels. It is noteworthy that the percentage of HHH who report to have attained higher education decreases as the level of education increases. Only two percent of the HHH reported to have attained a diploma while the percentage for first degrees and masters degree and above are both one percent each.



For further analysis the education level of household heads within Male' and the atolls must be examined. Table 5 classifies the HHH according to their education level by locality and sex. Major findings are noted following the table.

Table 5 : Classification of HHH according to education level, by sex & locality, 2006 Census

	Republic		Atolls		Male'	
	Female	Male	Female	Male	Female	Male
Grade 1-7	8,491	8,571	6,390	6,455	2,101	2,116
O' Level	953	1,370	308	338	645	1,032
A' Level	65	174	8	29	57	145
Diploma	211	459	23	109	188	350
First Degree	44	240	6	39	38	201
Masters degree & Above	48	175	-	20	48	155
Certificate / Sanadhu	1,375	2,815	723	1,760	652	1,055
Basic Literacy certificate	1,207	1,027	1,043	896	164	131
Literate (no standard)	6,149	8,536	4,989	7,389	1,160	1,147
Not stated	321	484	265	438	56	46

- Household heads both male and female, are more educated in the capital Male' when compared with the atolls.
- In the atolls, the majority of the MHH are literate (with no standard). Majority of the FHH have completed primary schooling or Grade 7. There are more FHH with basic literacy certificates when compared with MHH. The number of FHH and MHH who have completed O'levels are almost the same.
- In Male', the majority of the household heads has completed primary schooling, despite their gender. The next largest majority are literate but with no academically recognized standard. MHH in Male' appear to be more educated than FHH thus showing prevalence in most higher education categories. More MHH have attained O'levels, A'levels, diplomas, first degrees and masters' degrees while FHH are more frequent in the basic literacy certificate and literate classification groups.
- There is a significant difference between MHH and FHH in higher education in both Male' and the atolls. While 155 MHH in Male' reported having attained an education level of Masters Degree and above, only 48 FHH in Male' report the same. Similarly, 20 MHH in the atolls have attained a Master's Degree or above while none of the FHH in the atolls has attained such qualifications.
- More FHH appear to have achieved basic literacy certificates both in Male' and the atolls.

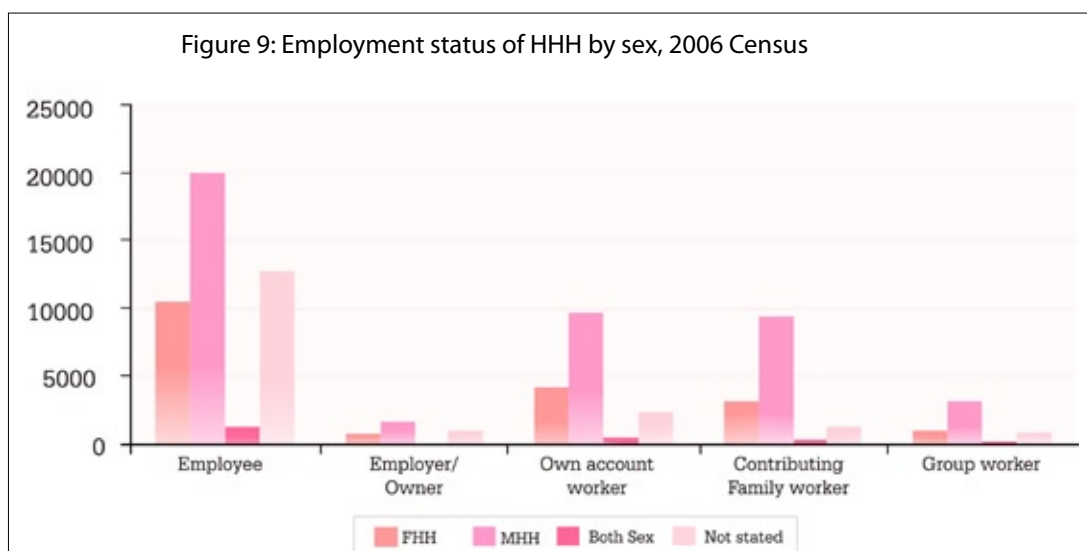
4.5 Employment status of household heads

Traditionally, men went out to work and earned a living while women stayed at home and looked after the household. However, with improved access to education and changes in lifestyles and beliefs, more and more women are actively taking part in economic activities.

Many women did not consider themselves as economically active, despite earning money through various income generating activities. Some housewives earned money by sewing, embroidery, baking cakes, making short eats or a similar domestic activity. The money they make from these activities is usually not enough to support the expenses of the entire household. Therefore, these women do not consider themselves as economically active and report as being inactive. On a similar note, some housewives also produced goods such as rihaakuru (local fish paste) or curry powders for domestic use which would otherwise have to be purchased by the household.

Employment Type

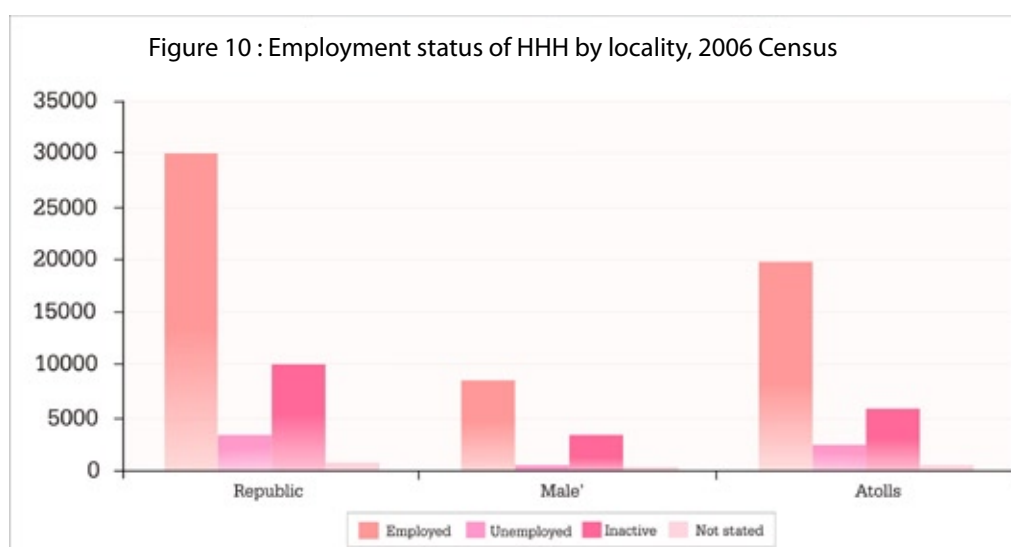
Figure 9 shows the employment type of HHH classified by sex for the Republic. According to Figure 9, majority of the HHH in the Republic are employees (52 %). Number of household heads that are own account workers are 20 percent while contributing family workers are 17 percent. Household heads who are owners/employers (4 %) makes the smallest group in the Republic. Moreover, MHH dominate FHH in all the sectors.



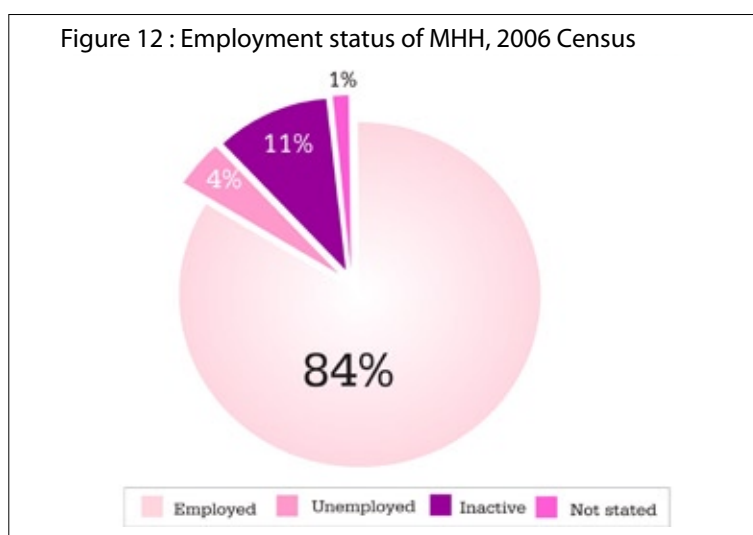
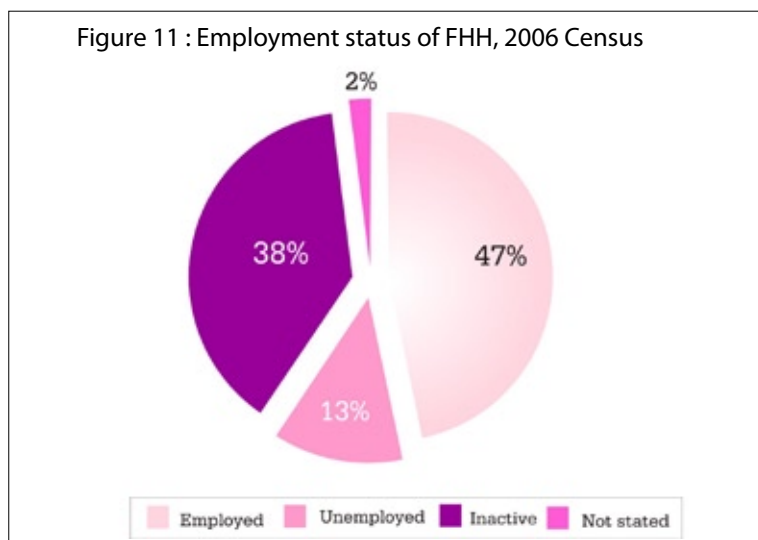
Labour Force Participation Rate and Unemployment Rate of HHH

There is a huge discrepancy between males and females in terms of Labour Force Participation Rate (LFPR). The LFPR for the nation in 2006 is 62.6 percent. Of this males make up 73 percent and women 52 percent.

Unemployment Rate is the percentage of the population that seeks work but is unable to find employment at that given time. The Unemployment Rate for the Republic is 14.4 percent in 2006. The Male Unemployment Rate was 7.9 percent and Female Unemployment Rate was 23.7 percent. Unemployment is a pressing issue in the Maldives. However, majority of the unemployment is voluntary. Figure 10 show the employment status of HHH by locality for the 2006 Census. Over 30,000 HHH in the Republic is employed while 3,510 HHH are unemployed and 10,172 are inactive.



For further analysis the employment status of FHH and MHH in the Republic are shown below in Figure 11 and Figure 12.



As per the figures 10 and 11, majority of the HHH are employed. However, there is a significant gap between the employment status of MHH and FHH. The percentage of employed MHH is 84 percent while this figure for FHH is 47 percent. The percentage of MHH who are unemployed but seeking work is four percent, while this value for FHH is 13 percent. This indicates that there are more female heads who are seeking work but unable to get a job. Although there is no discrimination against gender when giving jobs, the percentage of FHH who are unemployed might be more due to the type of job available. On the other hand, 38 percent of the FHH are economically inactive while only 11 percent of the MHH fall into the same category. This could be due to several reasons. First, a female maybe the head of a household due to the absence of their husbands for reasons of employment. The absence of the breadwinner creates an economically inactive female head that does not face any financial strains. Second, upon divorce women usually move in with their families. In other cases, if a woman gets custody of any children from the marriage, the husband usually provides financial assistance to the woman and children. A divorced woman may therefore head a household, but is financially supported by her family members or ex-husband. Widowed FHH are usually supported financially by her children or other family members. All these reasons may account for the large number of FHH who are economically inactive.

Figure 13 : Employment status of FHH, by locality, 2006 Census

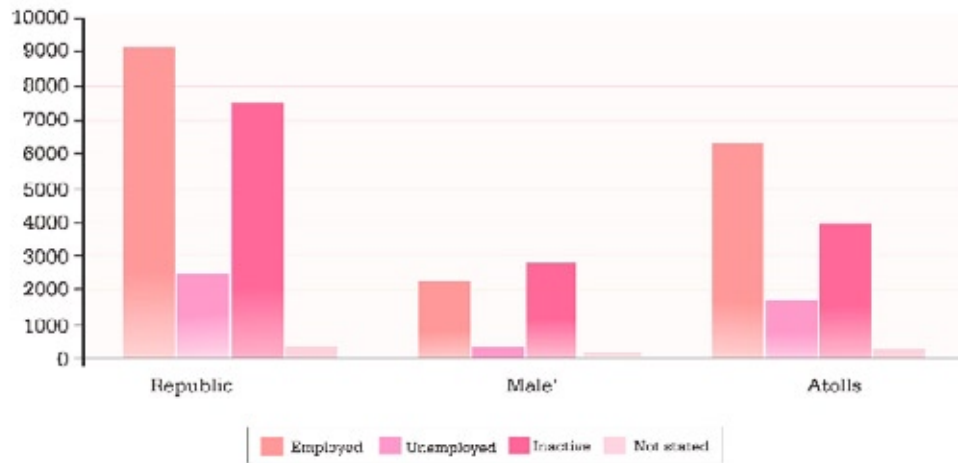
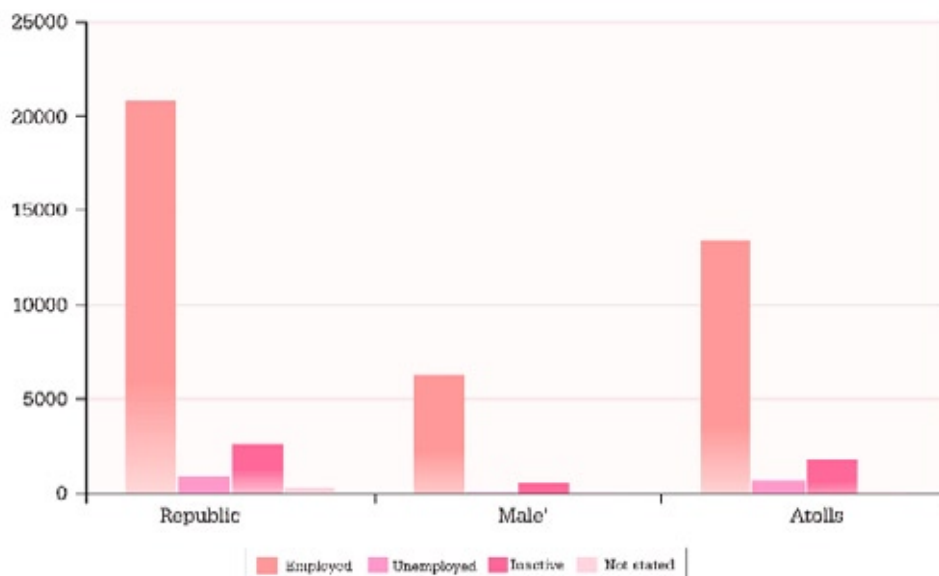


Figure 14 : Employment status of MHH, by locality, 2006 Census



5. Household ownership

Housing is a serious problem that needs urgent attention in the Maldives. More than one third of the population lives in the capital Male' making it heavily congested. The development of Villingili and Hulhumale' brought some relief to the capital but did not solve the predicament. Moreover, a significant proportion of the population lives in rented places. It is quite common to find several households living in a single rented housing unit, thus creating many social problems such as divorce and abuse. The table below gives the household ownership classified by locality and sex for 2006. Ownership is usually held by males throughout the nation. Significant differences can be seen in the proportion of male owners and female owners. For instance, of the 46,194 households in the Republic, 22,949 are owned by males and 10,973 owned by females. Only 1,093 are owned by both males and females.

Table 6 : Household ownership classified by locality & sex, 2006 Census

Locality	Total no. of Households	Ownership			
		Female	Male	Female & Male	Not Stated
Republic	46,194	10,973	22,949	1,093	11,179
Male'	14,107	2,700	3,385	211	7,811
Atolls	32,087	8,273	19,564	882	3,368
Ha	2,425	567	1,633	45	180
Hdh	2,988	592	2,174	34	188
Sh	2,099	372	1,571	40	116
N	1,811	384	1,245	65	117
R	2,538	657	1,360	55	466
B	1,552	311	1,039	70	132
Lh	1,449	331	896	47	175
K	1,526	279	897	55	295
Aa	774	226	449	25	74
Adh	1,060	394	511	41	114
V	260	69	151	7	33
M	793	159	455	22	157
F	567	222	245	57	43
Dh	768	167	421	61	119
Th	1,454	332	718	21	383
L	1,970	449	1,205	57	259
Ga	1,472	329	938	88	117
Gdh	2,145	633	1,289	25	198
Gn	1,332	539	720	17	56
S	3,104	1,261	1,647	50	146

The following figures show the percentage of people living in rented places, housing units owned by members of the household and others by locality. Figure 15 show that 76 percent of the population lives in a unit that is owned by a member of the household. 14 percent lives in rented places while six percent lives in other types of households. There are interesting differences for these figures between Male' and the atolls. In Male', 46 percent of the people live in a unit that is owned by a member of that household while a striking 42 percent live in rented places. On the other hand, in the atolls 90 percent of the people lives in a unit owned by a member of that household and only one percent lives in rented places.

Figure 15 : Household ownership for Republic, 2006 Census

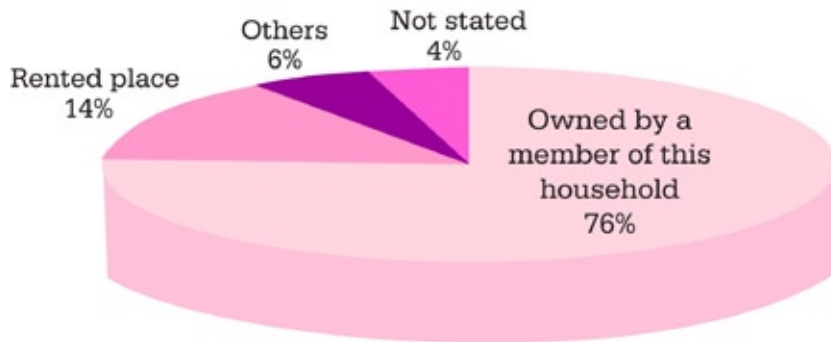


Figure 16 : Household ownership for Male, 2006 Census

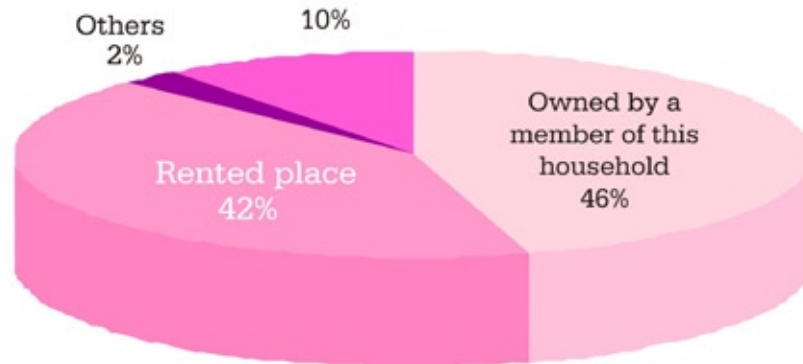
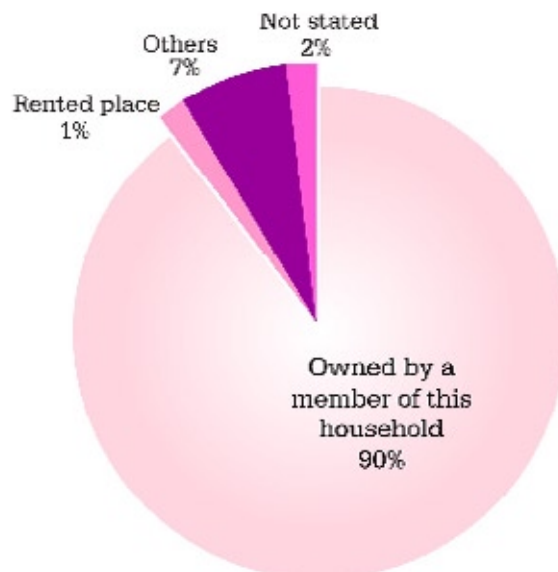


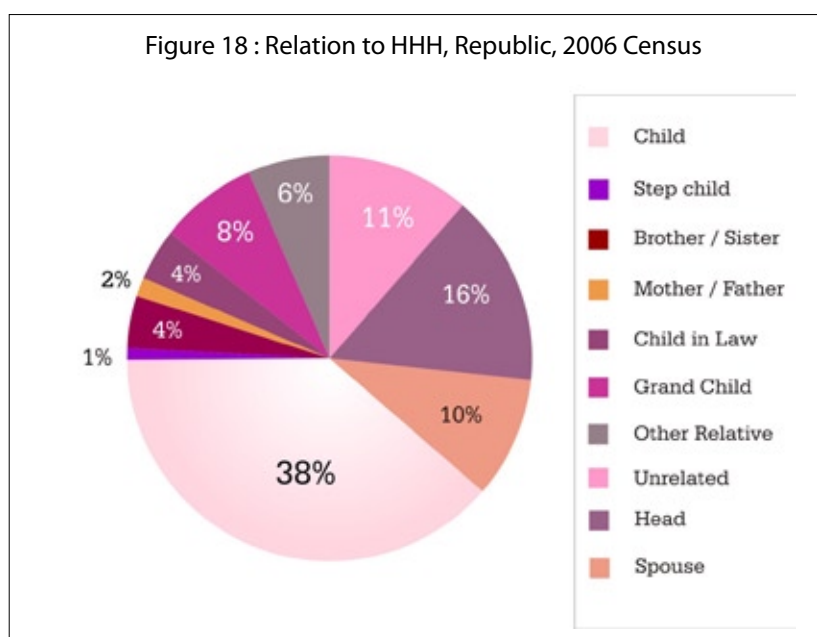
Figure 17 : Household ownership for the Atolls, 2006 Census



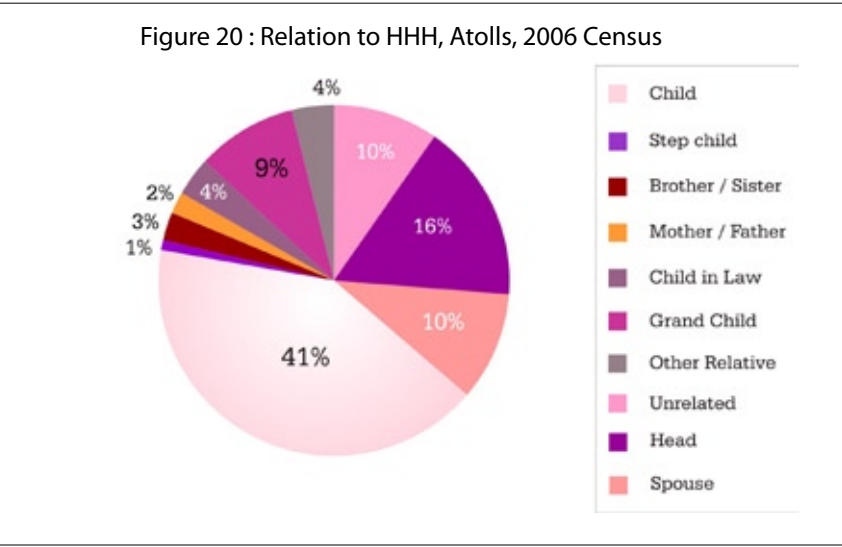
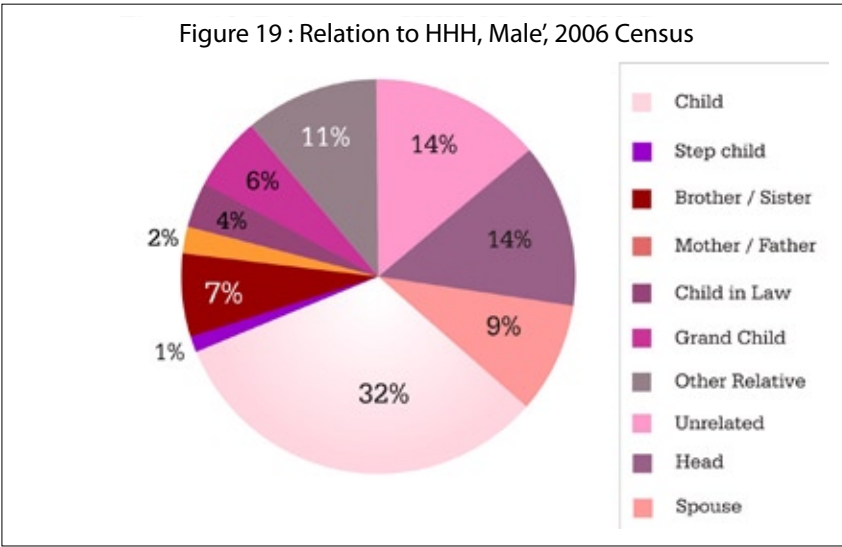
6. Relation to household head

A typical household in Maldives is comprised of the head, spouse of the head, children, brother or sister, sister/brother-in-law, children-in-law, mother or father and other relatives. In a Male' household it is common to find people with no family relationships as members of the household. Male' households usually take in students from the atolls based on friendship. Similarly, many employed people belonging to the atolls reside with friends in Male'.

Figure 18 shows how the population is divided according to their relation to the HHH. The population is divided into ten main classifications. They are unrelated, head, spouse, child, step child, brother/sister, mother/father, child-in-law, grandchild and other relative. In the Republic, 38 percent are the children of the HHH, making up the majority. People who are unrelated to the head fill up the next majority. While 10 percent of the population is the spouse of the head, 11 percent of the people are not related to the head. Grandchildren make up 8 percent and other relatives make up 6 percent. The least common relation is step children who are only 1 percent.



Some notable differences can be identified between Male' and the atolls in relation to the HHH. In Male' 32 percent is the children of the head, while in the atolls this figure is 41 percent. People who are unrelated to the head are more common in Male' than in the atolls. In Male' 14 percent of the people is unrelated to the head, while in the atolls this value is 10 percent. Similarly, other relatives makes up 11 percent in Male' and for the atolls this figure is just four percent. Furthermore, it is more common that the extended family lives together as a single household. Brothers and sisters of the head make up seven percent in Male' while in the atolls they make up three percent.



7.Children’s living arrangements

The population under 18 years of age is taken as children under the Maldivian Law. The population under 18 years of age is not permitted to get married or have a driver’s license. The minimum legal age to vote was decreased to 18 years in 2007. Unlike the west, children do not necessarily leave their families once they complete their education, nor do they move elsewhere seeking job opportunities.

As shown in the table below, the total population under 18 years of age for the Republic is 117,362. This is 39 percent of the total population. Out of this, 33,661 or 11 percent lives in the capital Male’ while 83,701 or 28 percent live in the atolls.

Table 7 : Living arrangements of population below 18 years by locality, 2006 Census

	Total	With Both Parents	With Mother & Step father	With Father & Step mother	Only with Mother	Only with Father	Other Relatives	No Family Relationship	Not Stated
Republic	117,362	83,760	2,312	727	7,289	782	5,001	2,075	15,416
Male'	33,661	19,525	557	217	2,346	232	2,846	941	6,997
Atolls	83,701	64,235	1,755	510	4,943	550	2,155	1,134	8,419

Figure 21 below shows the living arrangement of the population under 18 years of age for the Republic according to the 2006 Census. According to the figure, a significant 82 percent of children in the Republic live with both parents, thus conforming to the deep rooted Maldivian traditions. Divorce, as mentioned before, is common in the Maldives and it is common practice that children continue to live with their mother after their parents divorce. According to the 2006 Census, seven percent of the children live only with their mothers, while only one percent lives with their fathers. Similarly, two percent of the children live with their mother and step father while only one percent lives with their father and step mother. Furthermore, children often have to live away from their parents for reasons of education. Some of the islands cater up to grade 10, while some cater only up to grade 7. Therefore, children from the atolls usually has to move to other islands or to Male'in order to continue their education. These children usually reside with a family member or relatives, while other children with no such family connections available reside with friends or even with strangers. According to the 2006 Census, five percent of the children live with relatives while two percent live with people with whom they do not have a family relationship.

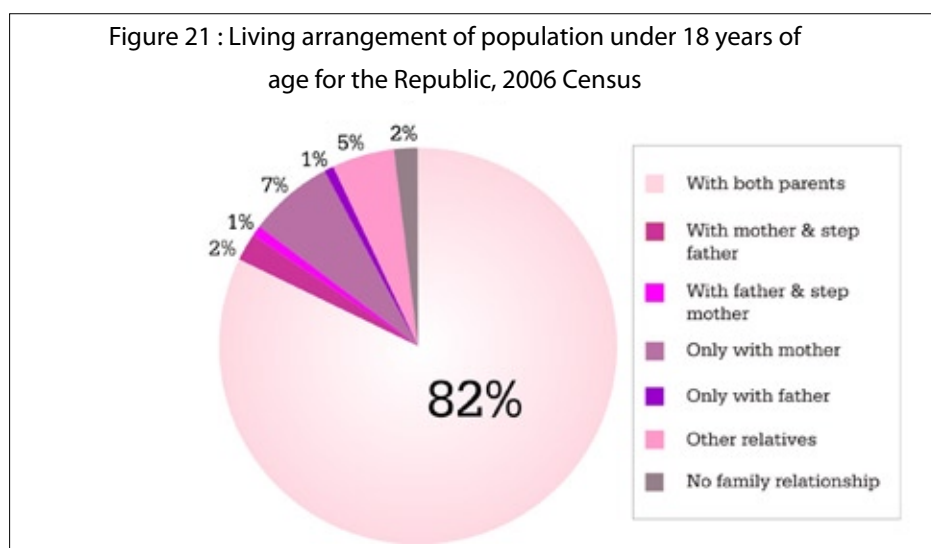
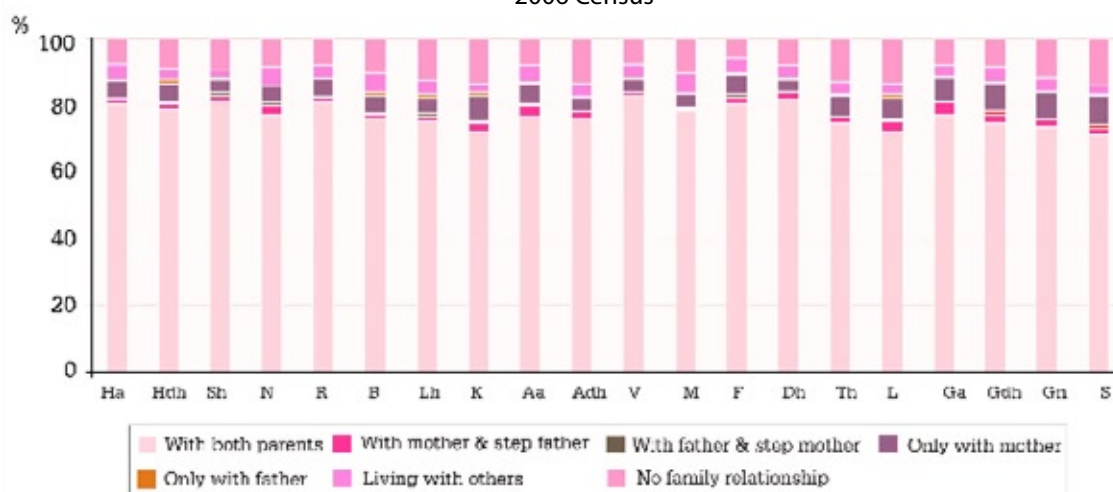


Figure 22 : Living arrangement of population under 18 years of age by locality, 2006 Census



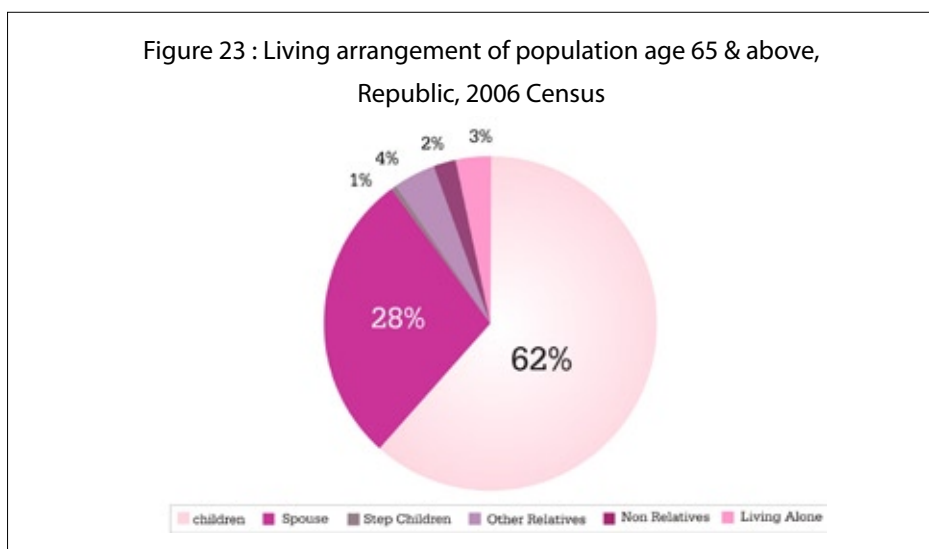
8. Elderly living arrangements

The Maldives has a very small elderly population when compared with the youth population. As shown by the table below, the population aged 65 and above in the Republic is 13,944 or five percent of the total population. There are more elderly men than elderly women. Out of this, only 2,790 elders (1 %) live in the capital Male', while 11,154 elders (4 %) live in the atolls.

Table 8 : Population above 65 years classified by locality & sex, 2006 Census

	Republic	Male'	Atolls
Both Sexes	13,944	2,790	11,154
Male	7,790	1,361	6,429
Female	6,154	1,429	4,725

Figure 23 shows the living arrangements of the elderly population for the Republic. According to the figure, 62 percent of the elders live with their own children. According to the Maldivian traditions and norms, children take care of their parents from a certain age onwards. There are no nursing homes or other such facilities available for the elderly in the Maldives. Therefore, most of the elderly will continue to live with one or several of their children.



It is also quite common for elders to live with their spouses. As seen from Figure 23, 28 percent of the elders in the Republic live with their spouses. The least common living arrangement for elders is with their step children with only one percent.

9. Conclusions

The 2006 Census data shows that there are 46,194 households with a total population of 298,968. There are 14,107 households in Male' and 32,087 households in the Atolls and the average household size for the Republic is of 6.5.

Majority of the population live in living quarters such as houses, flats or apartments. The next majority of the population has their living arrangements in collective living quarters while a considerable number of people still live in temporary shelters after the 2004 Tsunami.

Overall, Male Household Heads are predominant throughout the country. Female Household Heads are usually created due to an absent male wage earner. Divorce is another reason behind this.

The analysis of the marital status of the household heads shows that 82 percent of the heads are married while three percent has never been married. Further analysis showed that more MHH are married than FHH. Interestingly, more FHH were divorced than MHH. It was also found that a majority of the FHH have had a live birth during their lifetime.

The analysis of the education level of the HHH showed that majority of the HHH (40%) has completed their education up to Grade 7. The next prevalent majority (34%) are those classified as literate but without any standard. Further analysis showed that more MHH showed prevalence in higher education while FHH are more frequent in the basic literacy certificate and literate classification groups.

In employment, majority of the HHH in the Republic are Employees (52%). Number of household heads that are own account workers are 20 percent while contributing family workers are 17 percent. Household heads who are owners/employers makes the smallest group (4%) in the Republic. Moreover, MHH dominate FHH in all the sectors.

Overall household ownership is held by males throughout the nation. Census 2006 data shows that 80 percent of the population lives in a unit that is owned by a member of the household, while 14 percent lives in rented places and six percent lives in other types of households. In Male', 46 percent of the people lives in a unit that is owned by a member of that household while a striking 42 percent lives in rented places. Differences can be seen when analyzing the same for the atolls, where 92 percent lives in a unit owned by a member of that household while one percent lives in rented places.

The analysis of the relationship of household members to the household head showed that 38 percent of household members are the children of the household head. Unrelated people make up the next majority followed by spouse of the head. The least common relation is step-children who make only one percent.

The percentage of the population under 18 years of age is 39 percent with 11 percent living in Male' and 28 percent living in the atolls. Census 2006 shows that 82 percent of the children live with both parents, seven percent live only with their mothers and one percent only with their fathers. Similarly, two percent of the children live with their mother and step father while only one percent lives with their father and step mother. Furthermore, five percent of the children live with relatives while two percent live with people with whom they do not have a family relationship.

The elderly makes up five percent of the total population with one percent living in Male' and three percent living in the atolls. The analysis of the living arrangements of these elders showed that majority of the elders live with their own children (62%). The next common living arrangement is with their spouses (28%), followed living arrangements with family members (4%). Only two percent live with non-family members, while three percent lives alone and one percent with their step-children.

10. Recommendations

For further analysis and/or research:

- The Census 2006 does not state the household type of four percent of the population. It is recommended to conduct further research on the type of household to get a more accurate picture.
- Further research on the situation of households headed by a female in comparison with those headed by a male.
- Further research on the situation of the elderly population.

For policy changes

- Two years after the 2004 Tsunami, roughly two percent of the population is still living in temporary shelters built after the tsunami. It is recommended that the Government undertake necessary measures to speed up the processes of building permanent housing for the IDP's.
- Since the Unemployment Rate for females is 23.7 percent, government needs to create more jobs for females. The government can do this by facilitating income earning activities or conduct skill development programs that will enable women to work from home or otherwise.
- The analysis shows that 42 percent of the population in Male' is living in rented places. Therefore, the government needs to take affirmative steps to rectify this.
- The government needs to set up quality nursing homes for the elderly with professional staff.

11. References

Geneva Foundation for Medical Education and Research (2007), Definitions of Live Birth, available at <http://www.gfmer.ch/Medical_education_En/Live_birth_definition.htm>, last updated 22 July 2007.

Ministry of Education (2005), *School Statistics 2005*, Ministry of Education, Male', Maldives.

Ministry of Finance and Treasury, World Bank, Asian Development Bank and UN system (2005), *Tsunami Impact and Recovery - Joint Needs Assessment*, Male', Maldives

Ministry of Gender and Family (2006), *Gender and Development*, available at <<http://www.mgf.gov.mv/en/gender-dev2006.html>> last updated: May 2006.

Ministry of Health and the United Nations Population Fund (2004), *Reproductive Health Survey*, Ministry of Health, Male', Maldives.

Ministry of Planning and National Development (2005), *Migration Survey*, Novelty Printers and Publishers Pvt. Ltd, Male, Maldives.

Ministry of Planning and National Development (2007), *7th National Development Plan 2006-2010, Creating New Opportunities*, Ministry of Planning and National Development, Male', Maldives.

Ministry of Planning and National Development (2005), *The Maldives – One year after the Tsunami*, Ministry of Planning and National Development, Male', Maldives.

Ministry of Planning and National Development (2000), *Statistical Yearbook of the Maldives*, Ministry of Planning and National Development, Male', Maldives.

Ministry of Planning and National Development and United Nations Development Programme and the United Nations Population Fund, (2007) Tsunami Impact Assessment Survey 2005, Novelty Printers and Publishers Pvt. Ltd, Male', Maldives

Ministry of Planning and National Development and United Nations Development Programme (2004) Vulnerability and Poverty Assessment II, Ministry of Planning and National development, Male', Maldives.

SAARC Secretariat (2006), SAARC Regional Poverty Profile 2005, Poverty Reduction in South Asia throughout Productive Employment, Jagadamba Press, Kathmandu, Nepal.